



US00D344807S

# United States Patent [19]

[11] Patent Number: Des. 344,807

Abbatichio

[45] Date of Patent: \*\* Mar. 1, 1994

[54] **HAND RAIL**

[76] Inventor: **Michael T. Abbatichio**, 16017 Comus Rd., Clarksburg, Md. 20871

[\*\*] Term: **14 Years**

[21] Appl. No.: **899,387**

[22] Filed: **Jun. 16, 1992**

[52] U.S. Cl. .... **D25/38; D25/136**

[58] Field of Search ..... **256/59, 66, 70, 72, 256/61-65; D25/38, 43, 44, 119, 136**

[56] **References Cited**

**U.S. PATENT DOCUMENTS**

D. 194,313	1/1963	Murdock .....	D25/43
D. 317,205	5/1991	Johansson .....	D25/38
4,272,061	6/1981	Suckno .....	D25/38
4,602,766	7/1986	Naka et al. ....	125/43
5,035,401	7/1991	Solter .....	256/59

*Primary Examiner*—A. Hugo Word  
*Assistant Examiner*—Doris Clark  
*Attorney, Agent, or Firm*—Dickinson, Wright, Moon, Van Dusen & Freeman

[57] **CLAIM**

The ornamental design for a hand rail, as shown and described.

**DESCRIPTION**

FIG. 1 is a perspective view of a hand rail showing my new design the hand rail is broken in the center to disclose indeterminate length;

FIG. 2 is a right elevational view thereof;

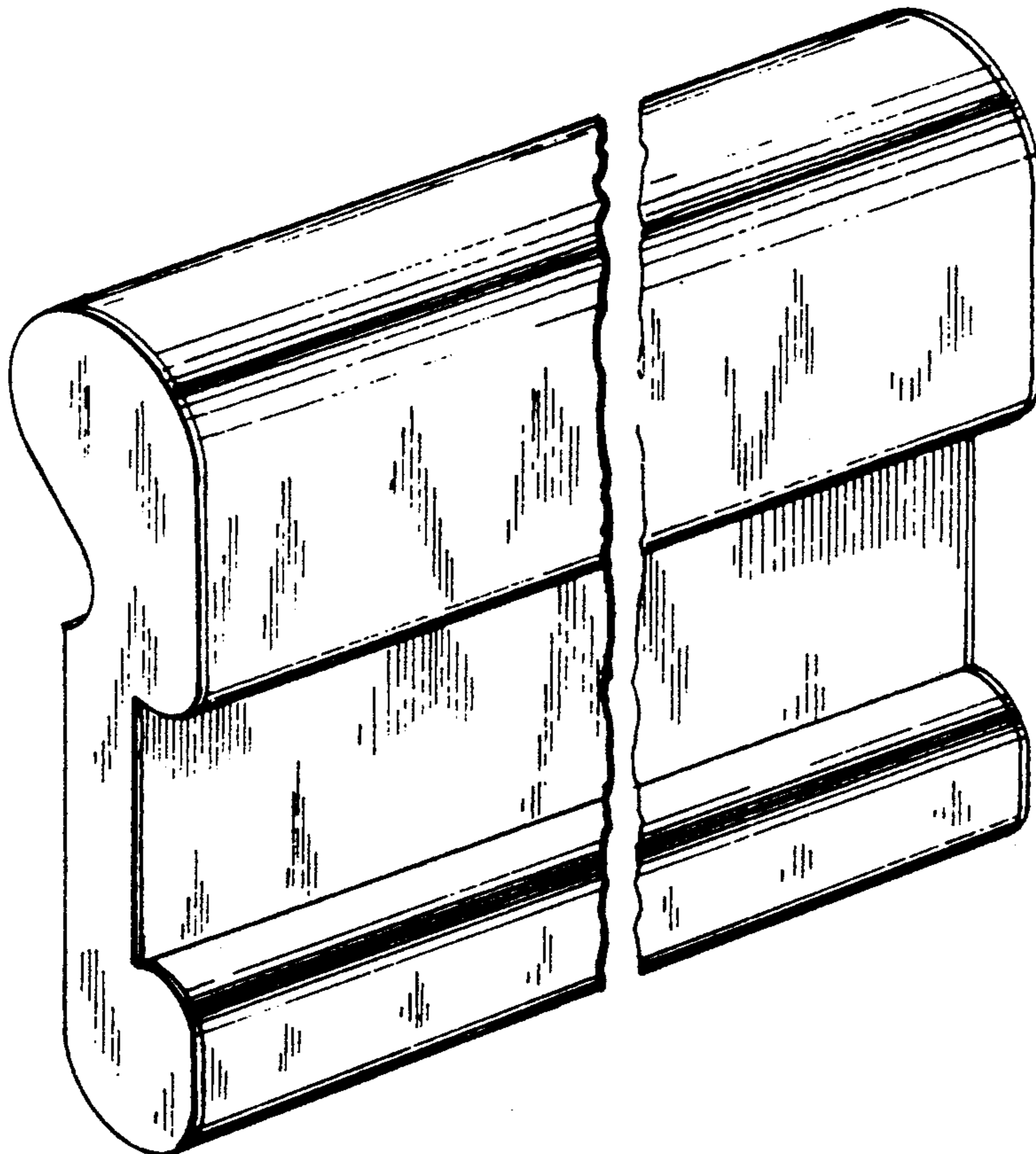
FIG. 3 is a front view thereof;

FIG. 4 is a left elevational view thereof;

FIG. 5 is a rear view thereof;

FIG. 6 is a top plan view thereof; and,

FIG. 7 is a bottom plan view thereof.



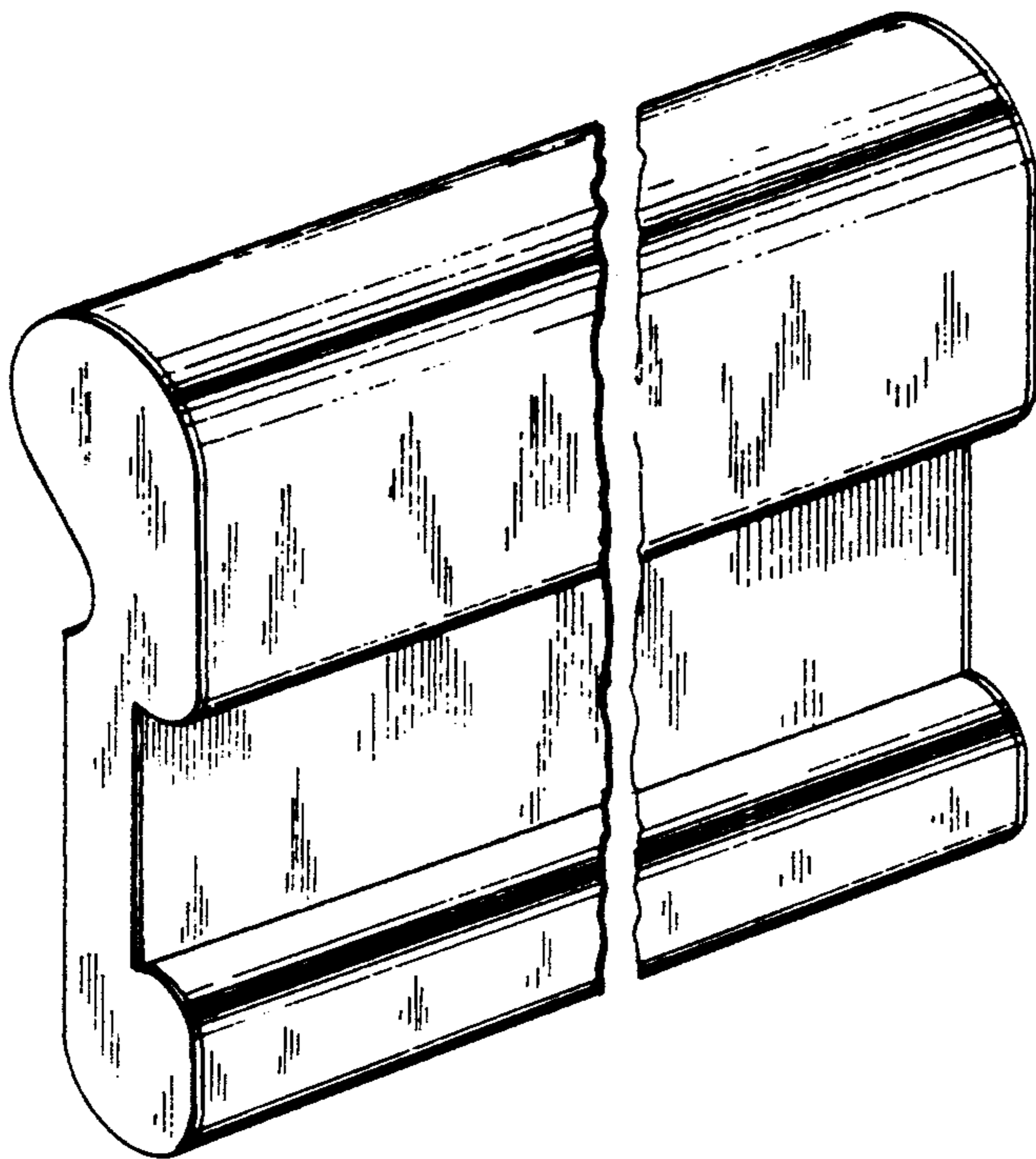


FIG. 1

FIG. 2

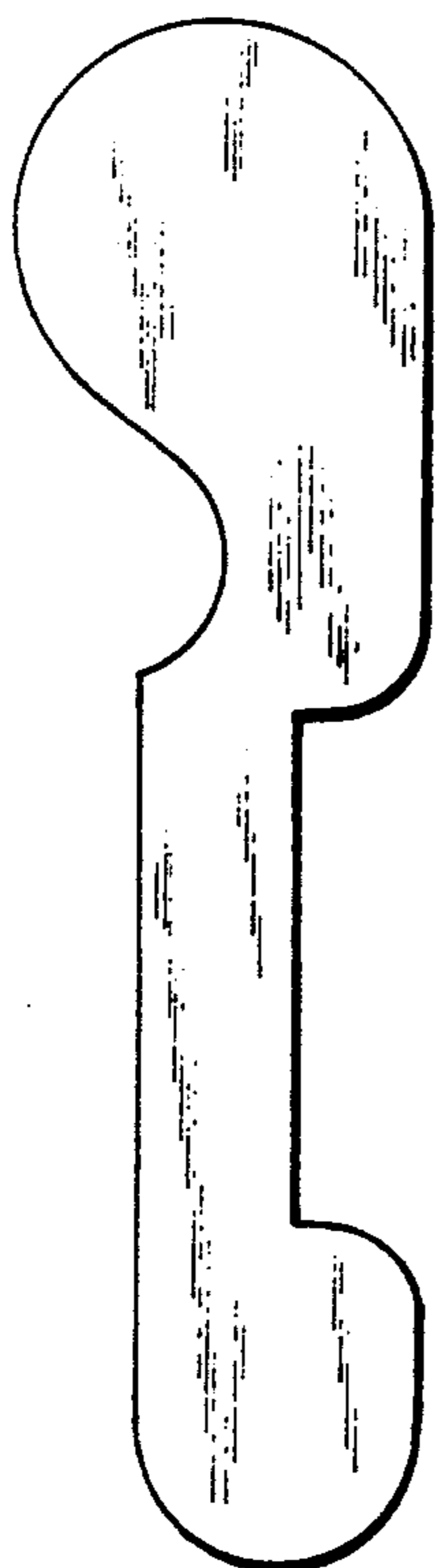


FIG. 3

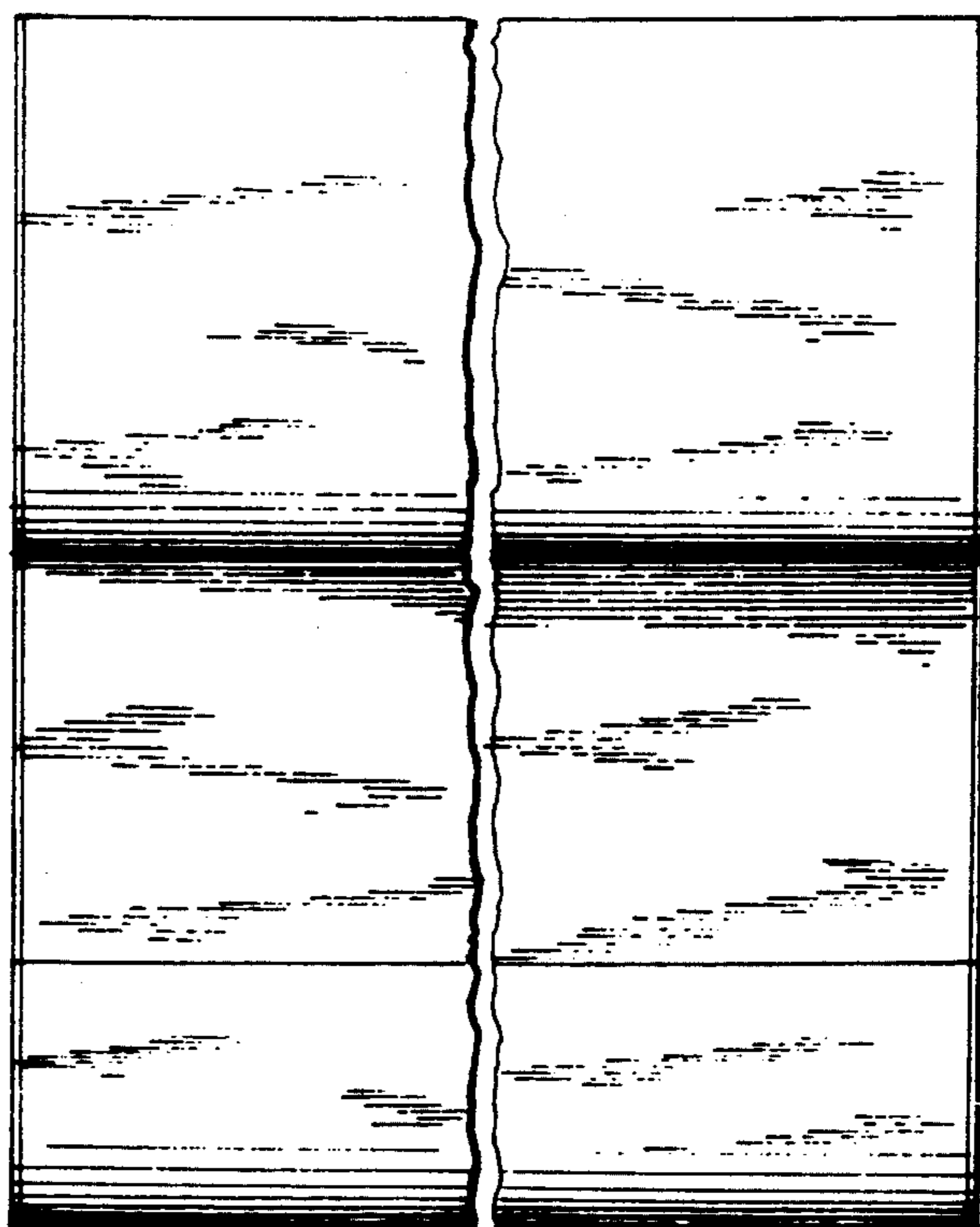


FIG. 4




FIG. 5




FIG. 6




FIG. 7

