



US00D344793S

# United States Patent [19]

[11] Patent Number: Des. 344,793

Rose

[45] Date of Patent: \*\* Mar. 1, 1994

[54] **FILTER UNIT FOR INTAKE AIR OF HELICOPTER TURBINE ENGINES**

715112 2/1980 U.S.S.R. .... 55/484

[76] Inventor: **Lindsay D. Rose**, c/o Jayrow Helicopter Pty. Ltd., Moorabbin Airport, Moorabbin, Victoria, Australia

*Primary Examiner*—Susan J. Lucas  
*Assistant Examiner*—Lisa Lichtenstein  
*Attorney, Agent, or Firm*—Kinney & Lange

[\*\*] Term: **14 Years**

[57] **CLAIM**

[21] Appl. No.: **877,022**

The ornamental design for a filter unit for intake air of helicopter turbine engines, as shown and described.

[22] Filed: **May 1, 1992**

**DESCRIPTION**

[30] **Foreign Application Priority Data**

Dec. 6, 1991 [AU] Australia ..... 3751/91

[52] U.S. Cl. .... **D23/365**

[58] Field of Search ..... 55/306; 422/123, 124; 239/57, 58, 55; 454/231; 312/236, 213; D23/365

FIG. 1 is a perspective view from top, front and left side showing my new design for a filter unit for intake air of helicopter turbine engines;

FIG. 2 is a side elevational view from the left side thereof;

FIG. 3 is a front elevational view thereof;

FIG. 4 is a side elevational view from the right side thereof;

FIG. 5 is a bottom plan view thereof; and,

FIG. 6 is a top plan view thereof.

The back view thereof is devoid of ornamentation and forms no part of my inventive design.

[56] **References Cited**

**FOREIGN PATENT DOCUMENTS**

151698 11/1981 Fed. Rep. of Germany ..... 55/155




Fig 1.




Fig 2.

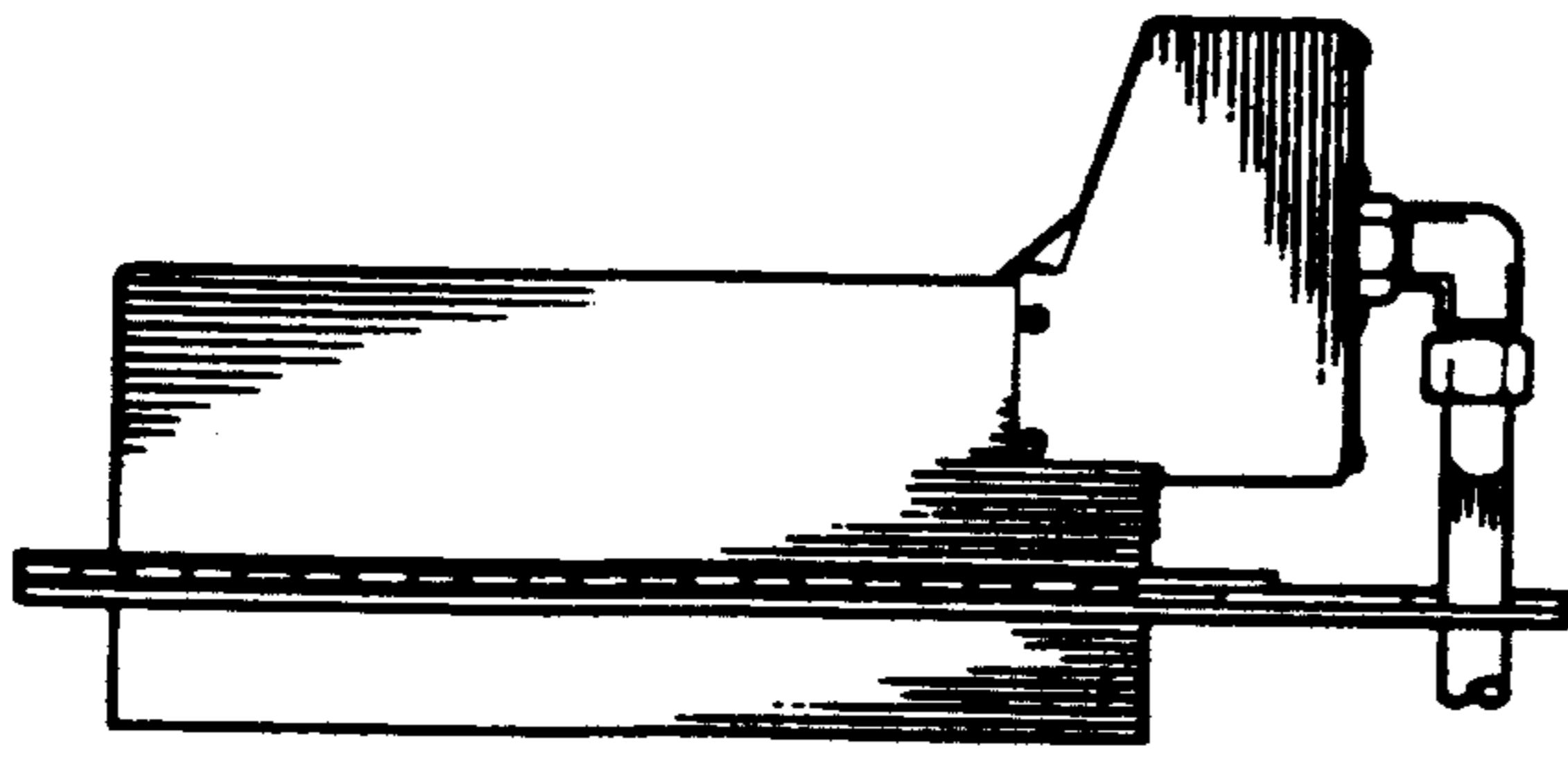


Fig 3.




Fig 4.

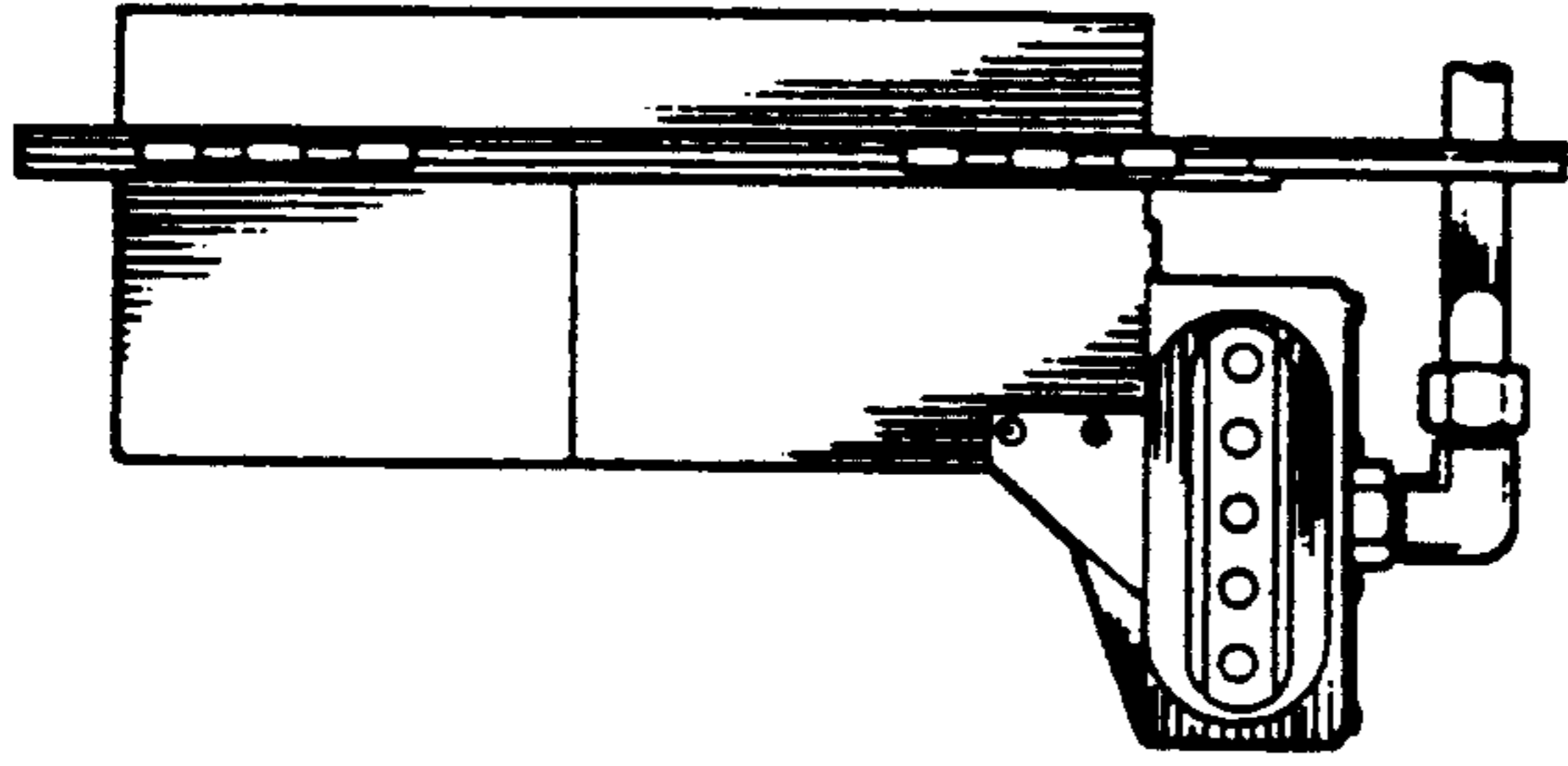


Fig 5.

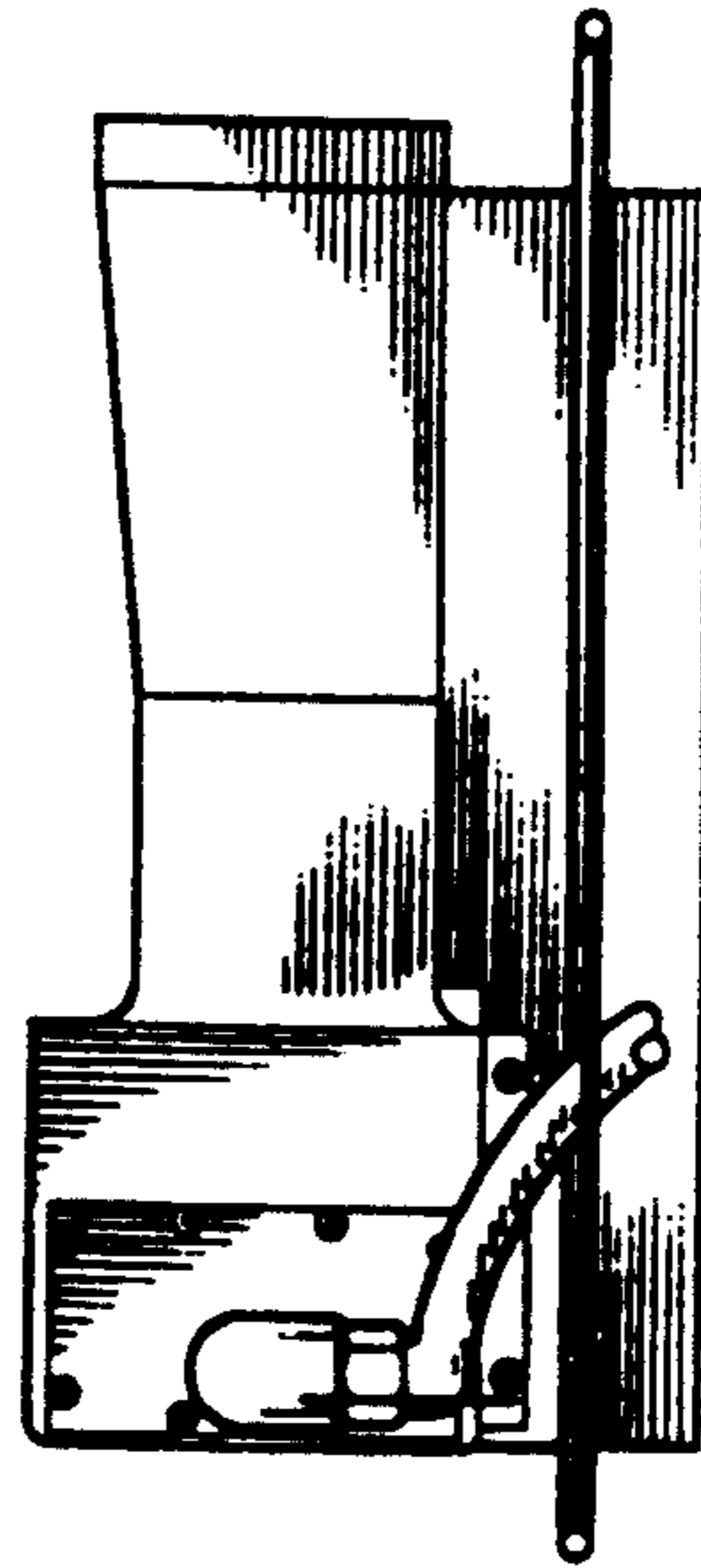


Fig 6.

