



US00D344788S

# United States Patent [19]

[11] Patent Number: **Des. 344,788**

Castro et al.

[45] Date of Patent: **\*\* Mar. 1, 1994**

[54] **COMBINED VENTILATED TOILET SEAT AND COVER**

D. 336,331	6/1993	Arroyo .....	D23/311
D. 338,712	8/1993	Schalderbrand .....	D23/311
1,997,695	4/1935	Nielsen et al. ....	4/213
2,079,733	5/1937	Cummings .....	4/217 X
3,357,029	12/1967	Schulz .....	4/217
3,887,949	6/1975	Osmond .....	4/217
3,916,459	11/1975	Ivancevic .....	4/217
4,617,689	10/1986	Wadsworth .....	4/217 X
4,780,913	11/1988	Williams .....	4/217

[76] Inventors: **Marco G. Castro**, 7051 SW. 129th Ave. #5, Miami, Fla. 33183; **Erwin J. Castro**, 15605 SW. 74th Circle Dr. Apt. 3, Miami, Fla. 33193

[\*\*] Term: **14 Years**

*Primary Examiner*—James R. Largen  
*Attorney, Agent, or Firm*—S. Michael Bender

[21] Appl. No.: **673,488**

[57] **CLAIM**

[22] Filed: **Mar. 22, 1991**

The ornamental design for a combined ventilated toilet seat and cover, as shown and described.

[52] U.S. Cl. .... **D23/311**

[58] Field of Search ..... 4/213, 216, 217, 218, 4/234-241, 347-352; D23/309-312, 366, 371, 386, 387, 393

**DESCRIPTION**

[56] **References Cited**

**U.S. PATENT DOCUMENTS**

D. 172,469	6/1954	Gudish .....	D23/393
D. 215,937	11/1969	Meyer .....	D23/311
D. 326,510	5/1992	Gusta, Jr. ....	D23/311
D. 328,340	7/1992	Boldue .....	D23/311

FIG. 1 is a top plan view of a combined ventilated toilet seat and cover showing our new design;  
FIG. 2 is a bottom plan view thereof;  
FIG. 3 is a left side elevational view thereof;  
FIG. 4 is a right side elevational view thereof;  
FIG. 5 is a front elevational view thereof; and,  
FIG. 6 is a rear elevational view thereof.

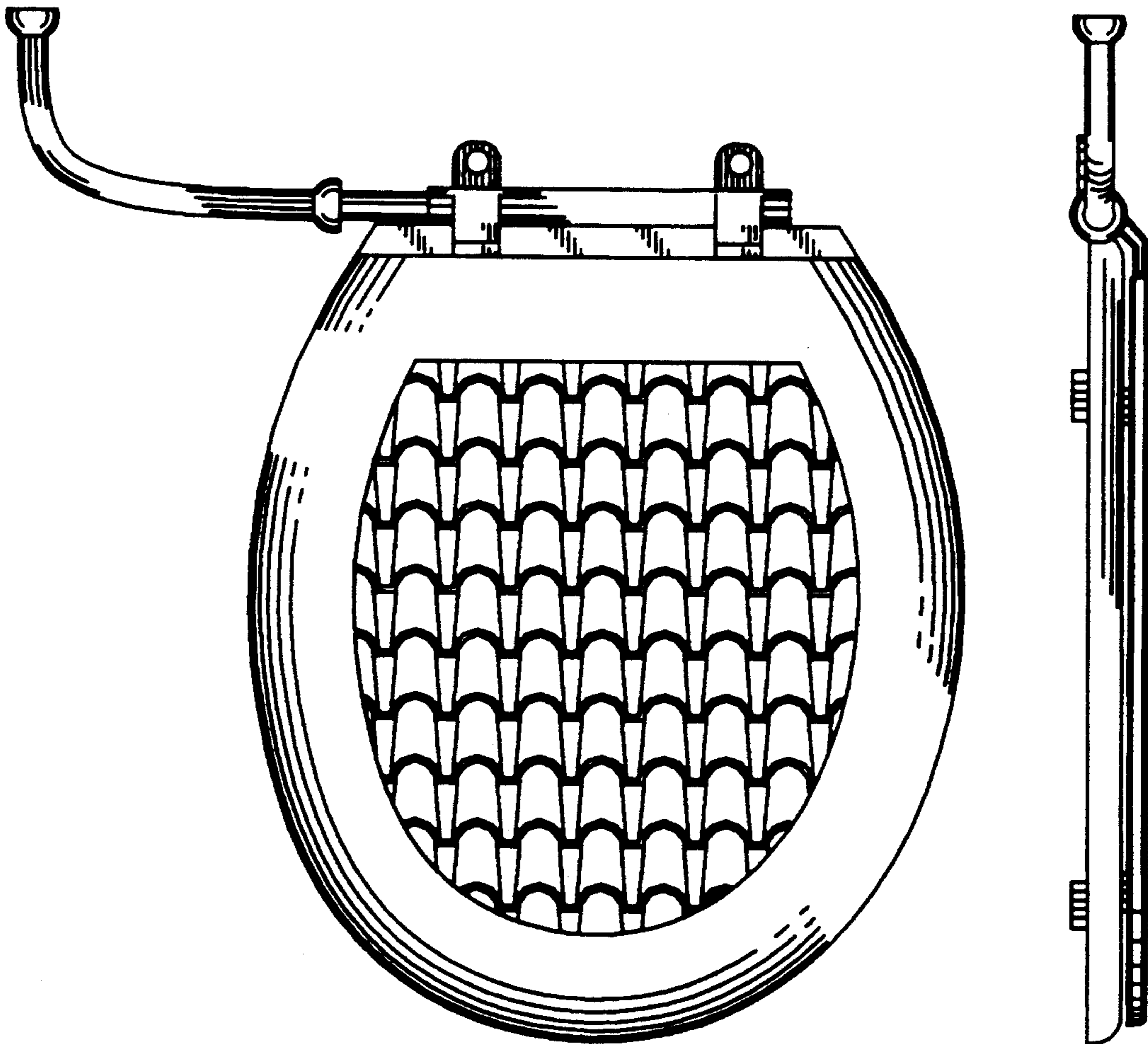


FIG. 1

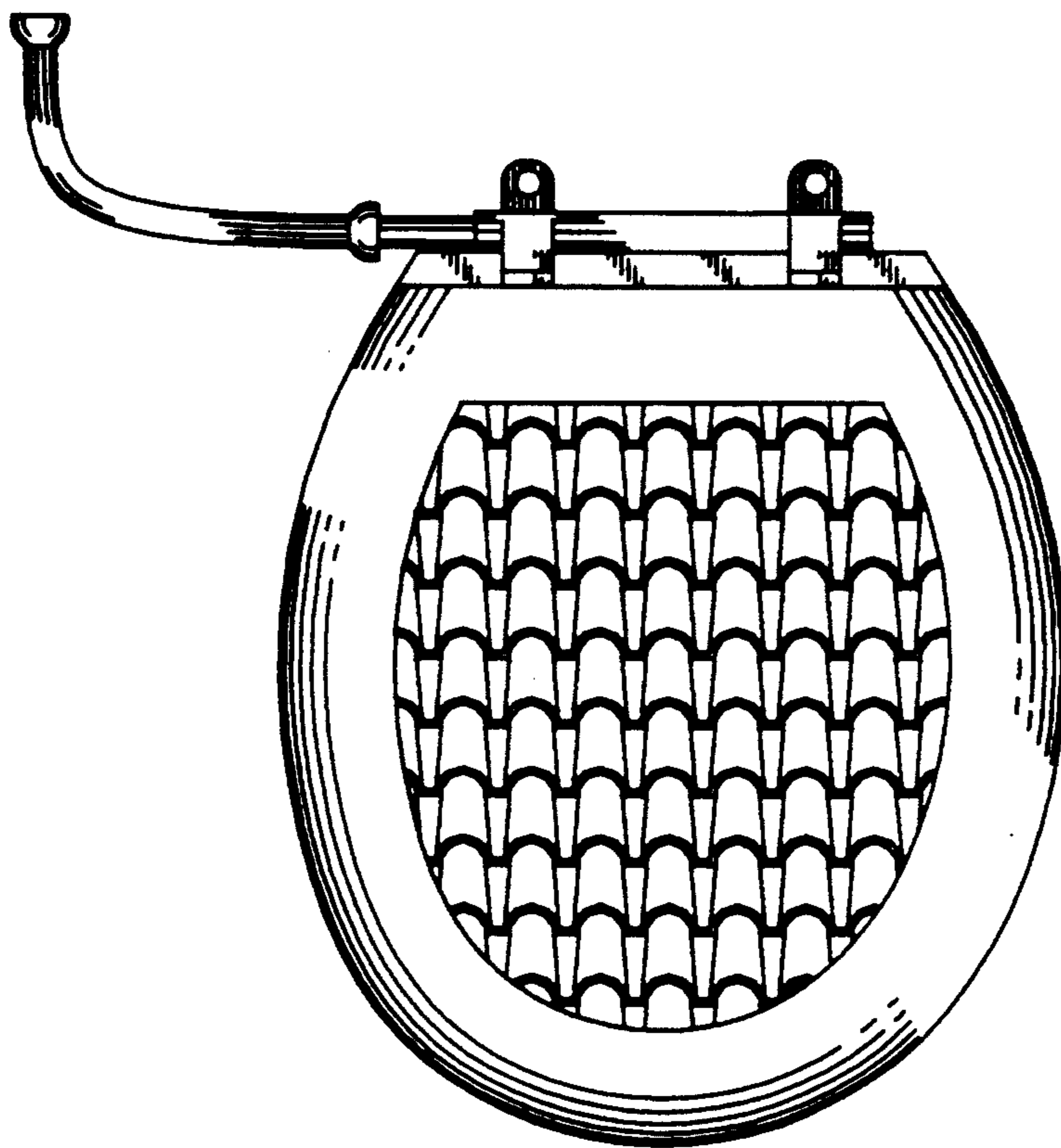
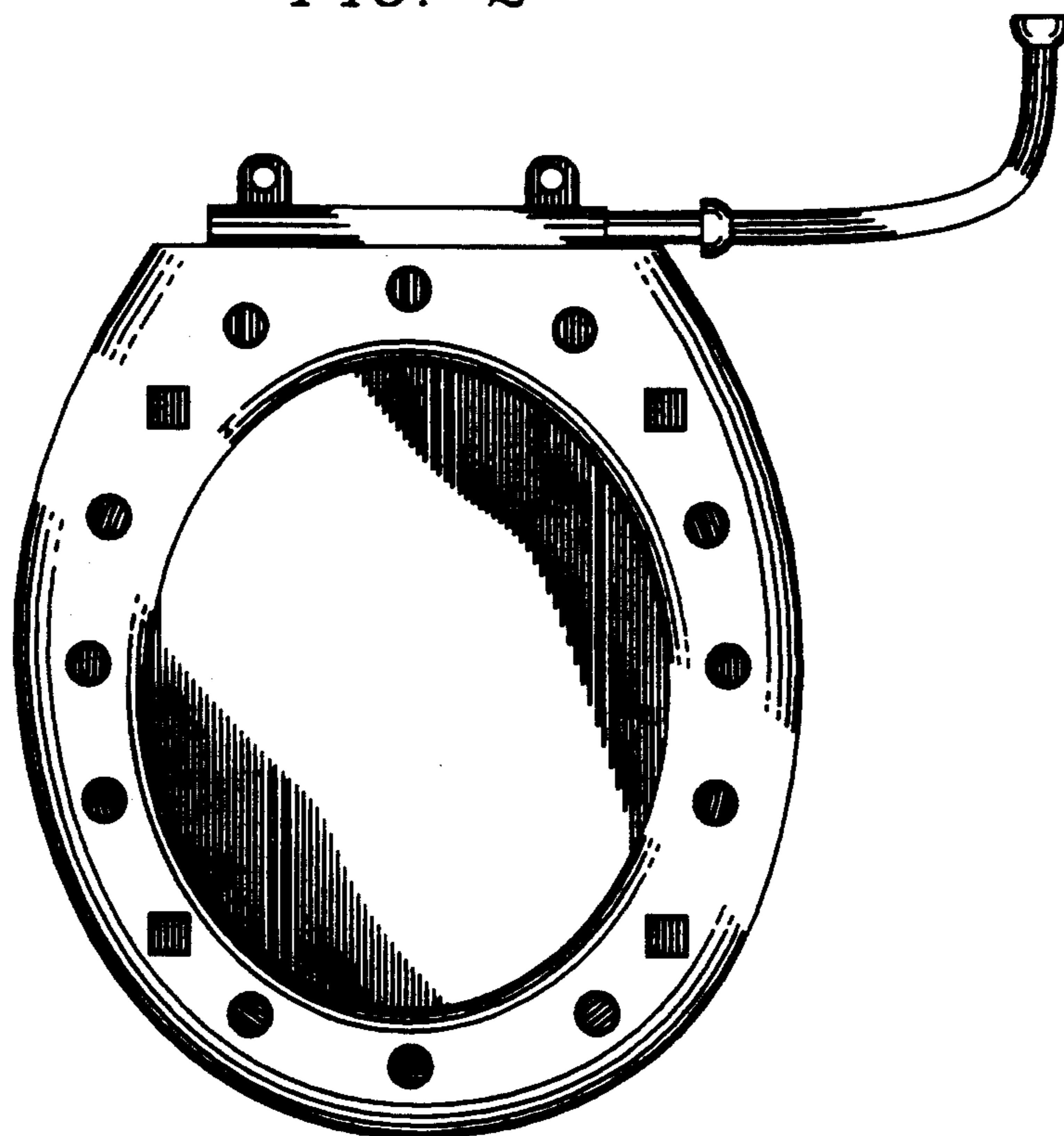


FIG. 2




*FIG. 3*



*FIG. 4*



*FIG. 5*



*FIG. 6*

