



US00D344786S

United States Patent [19]

Short et al.

[11] Patent Number: **Des. 344,786**

[45] Date of Patent: **** Mar. 1, 1994**

[54] **PLUMBING FITTING HANDLE**

[75] Inventors: **Kevin G. Short, Midlothian; Bruce M. Sauter, Elgin, both of Ill.**

[73] Assignee: **Sterling Plumbing Group, Inc., Schaumburg, Ill.**

[**] Term: **14 Years**

[21] Appl. No.: **847,967**

[22] Filed: **Mar. 6, 1992**

[52] U.S. Cl. **D23/252; D8/311**

[58] Field of Search **D8/300, 307-311; 4/675-678; 16/110 R, 118, 121; D23/238-243, 250-254**

D. 300,239 3/1989 Spangler D23/252
D. 332,825 1/1993 Bonnell D23/252
D. 339,515 9/1993 Formgren D8/311

OTHER PUBLICATIONS

Undated Jacob Delafon ad for "Squash" fixtures, admitted prior art.

Undated ad for Duemila handles, admitted prior art.

Kohler ad dated Feb. 1986 for toilet trip levers.

Primary Examiner—James R. Largen

Attorney, Agent, or Firm—Quarles & Brady

[57] **CLAIM**

The ornamental design for a plumbing fitting handle, as shown and described.

DESCRIPTION

FIG. 1 is a perspective view taken from the top, front and left side of a plumbing fitting handle embodying our new design;

FIG. 2 is a front elevational view thereof;

FIG. 3 is a right side elevational view thereof, the left side elevational view being the mirror image of the right side shown;

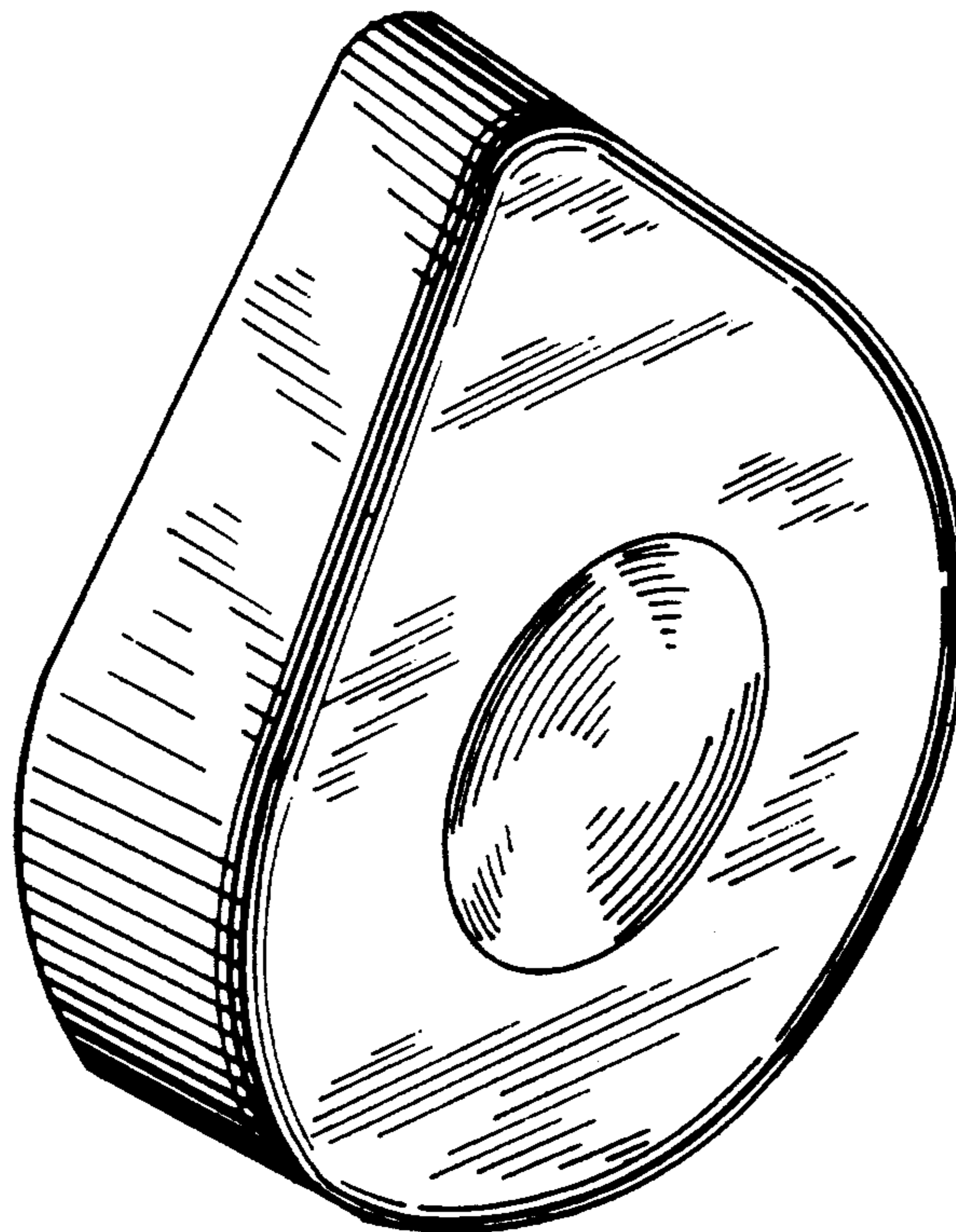
FIG. 4 is a top plan view thereof; and,

FIG. 5 is a bottom plan view thereof.

[56] **References Cited**

U.S. PATENT DOCUMENTS

D. 90,772	9/1933	Kasch	D8/307
D. 167,619	9/1952	Coran	D8/307
D. 169,434	4/1953	Gredoll	D23/252
D. 241,844	10/1976	Shames et al.	D23/252
D. 242,921	1/1977	Bake et al.	D8/311 X
D. 258,835	4/1981	Saporito et al.	D23/242
D. 258,981	4/1981	Saporito	
D. 281,097	10/1985	Arnold et al.	D23/241
D. 298,275	10/1988	Hill	D23/252






FIG. 1

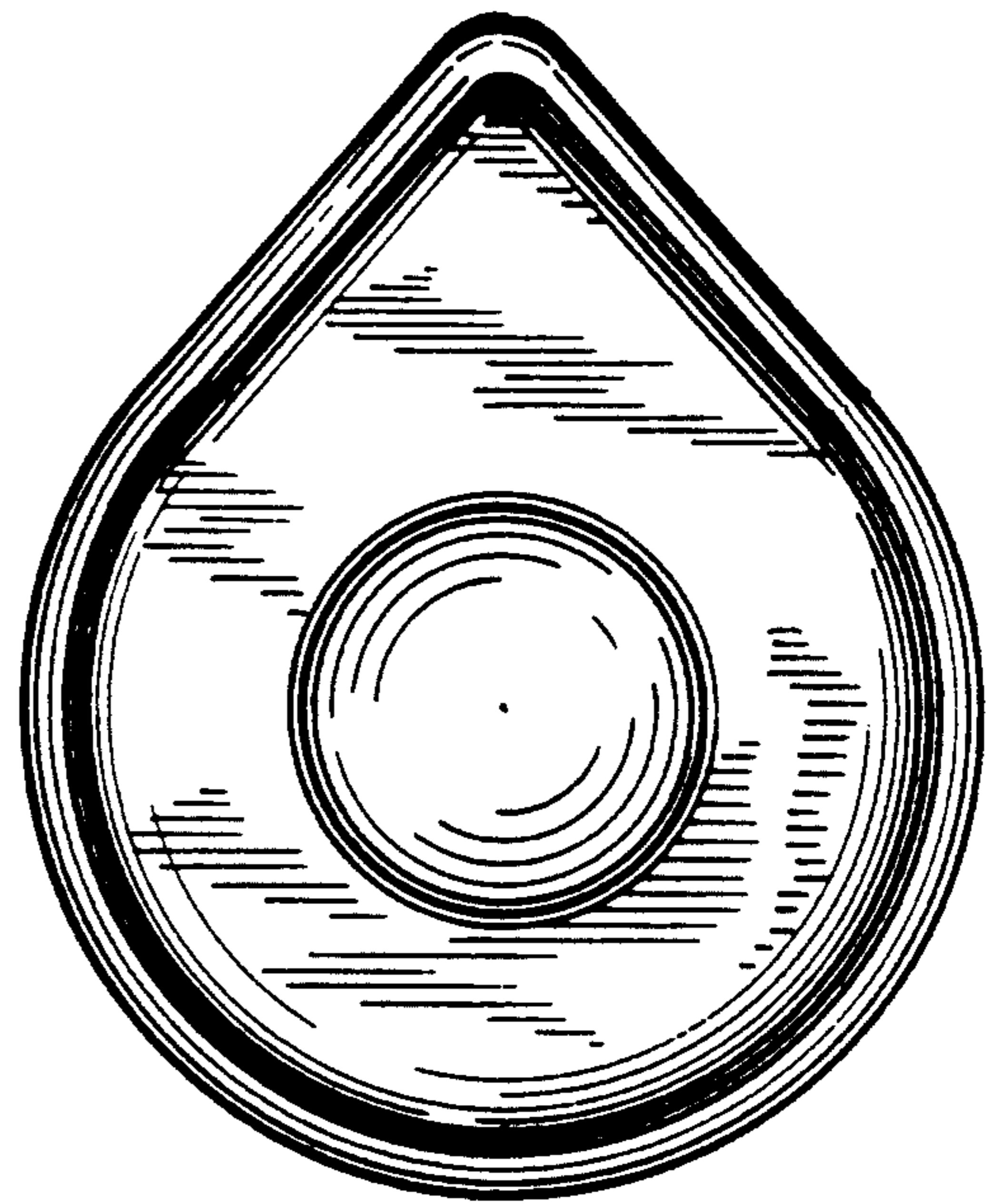


FIG. 2

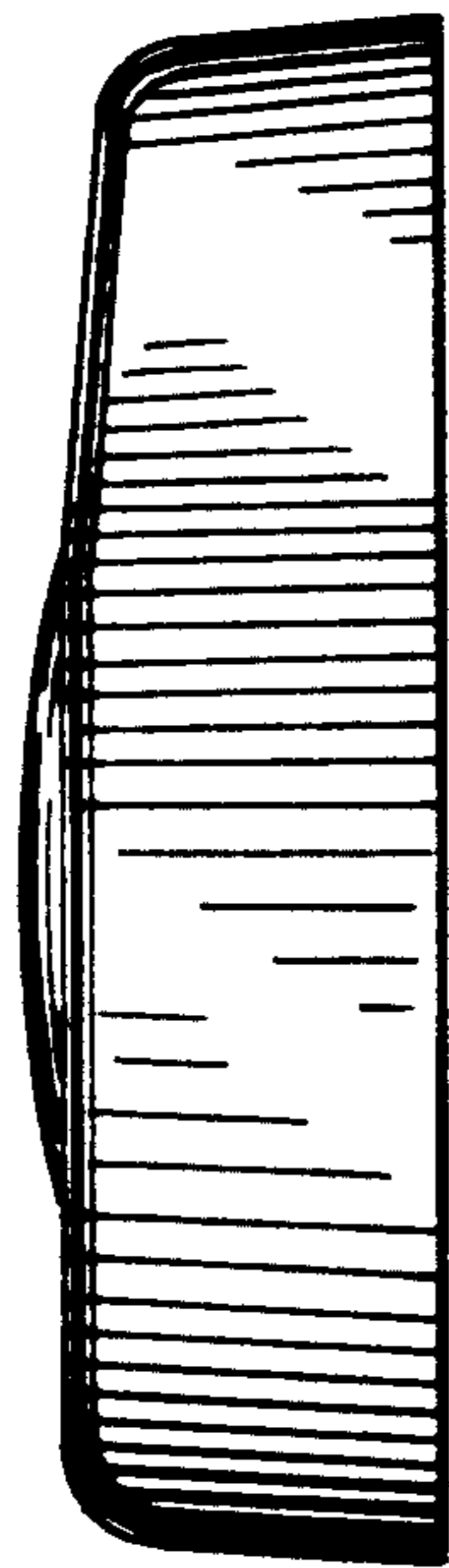


FIG. 3

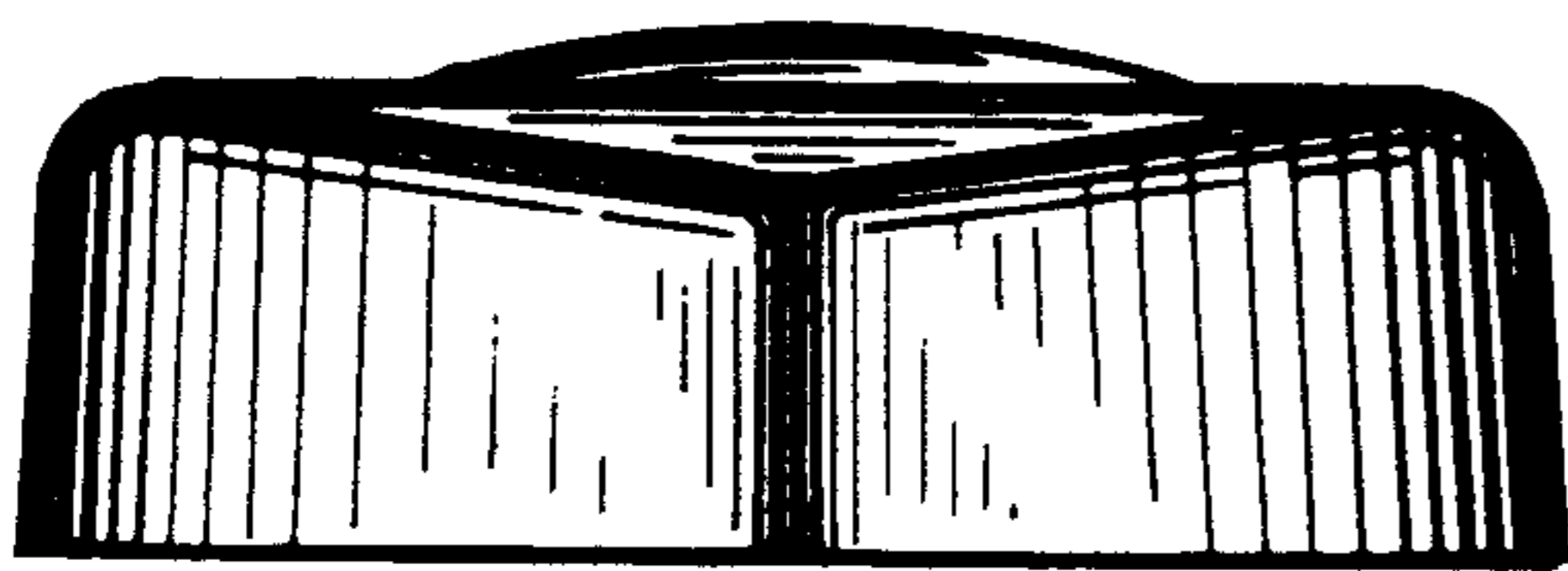


FIG. 4




FIG. 5