



US00D344781S

United States Patent [19]

[11] Patent Number: Des. 344,781

Burch

[45] Date of Patent: ** Mar. 1, 1994

[54] HUNTING KNIFE BLADE

[76] Inventor: **Garry R. Burch**, 1521 Elm Ct., Valparaiso, Ind. 46383

[**] Term: **14 Years**

[21] Appl. No.: **872,522**

[22] Filed: **Apr. 23, 1992**

[52] U.S. Cl. **D22/118**

[58] Field of Search **D8/76, 81, 98, 105; 42/94; 30/298, 314, 317; D22/118**

[56] References Cited

U.S. PATENT DOCUMENTS

D. 154,482	7/1949	Hill	D22/118
D. 158,906	6/1950	Stalker	D22/118
D. 189,533	1/1961	Bohlmann .	
D. 202,780	11/1965	Baer	D22/118
D. 229,472	12/1973	Collins	D22/118
D. 257,056	9/1980	Spivey	D22/118
D. 262,731	1/1982	Austin .	
D. 275,360	9/1984	Child	D22/118
D. 275,360	9/1984	Child .	
D. 293,013	12/1987	Manniso et al. .	
D. 321,548	11/1991	Collins	D22/118
D. 330,405	10/1992	Luchak	D22/118
1,012,659	12/1911	Kyle .	
1,492,134	4/1924	Kyle .	
1,552,153	9/1925	Hartbauer .	
4,198,751	4/1980	Egbert .	
4,203,214	5/1980	Fogle .	
4,283,854	8/1981	Austin .	
5,033,987	7/1991	Bloch .	

OTHER PUBLICATIONS

Gun World Aug. 1992 item top of p. 57.

Primary Examiner—A. Hugo Word

Assistant Examiner—R. Seifert

Attorney, Agent, or Firm—Richard G. Kinney

[57] CLAIM

The ornamental design for hunting knife blade, as shown and described.

DESCRIPTION

FIG. 1 is a perspective view of a hunting knife blade showing my new design;

FIG. 2 is a left side elevational view of the hunting knife blade of FIG. 1. The right side view would be the mirror image of this left side view;

FIG. 3 is a front end view of the hunting knife blade of FIGS. 1 and 2;

FIG. 4 is a rear end view of the hunting knife blade of FIGS. 1 through 3;

FIG. 5 is a top view of the hunting knife blade of FIGS. 1 through 4;

FIG. 6 is a bottom view of the hunting knife blade of FIGS. 1 through 5;

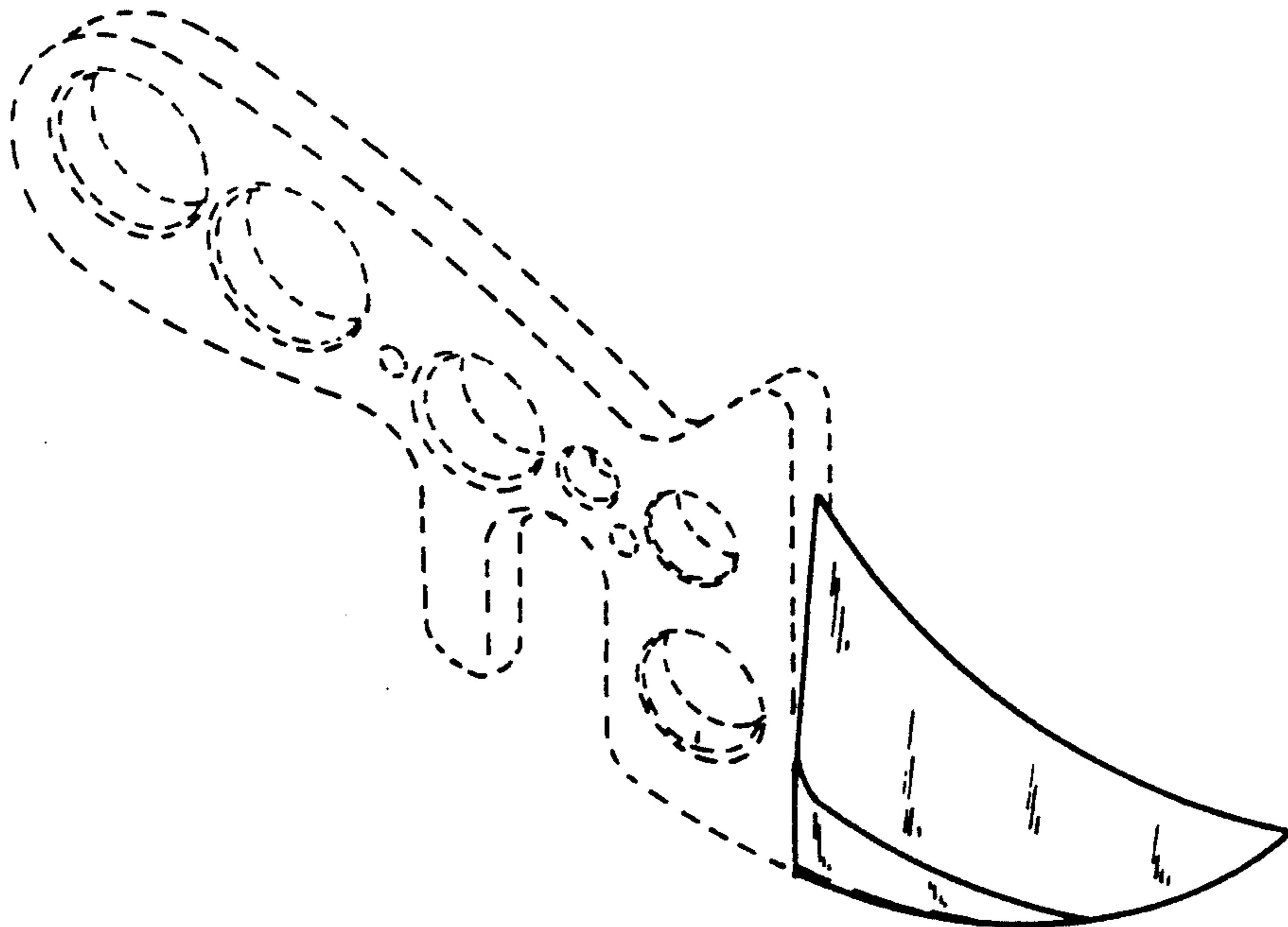
FIG. 7 is a left side elevational view of a hunting knife blade showing a second embodiment of my new design;

FIG. 8 is a front end view of the hunting knife blade of FIG. 7;

FIG. 9 is a rear end view of the hunting knife blade of FIGS. 7 and 8;

FIG. 10 is a top view of the hunting knife blade of FIGS. 7 through 9; and,

FIG. 11 is a bottom view of the hunting knife blade of FIGS. 7 through 10.



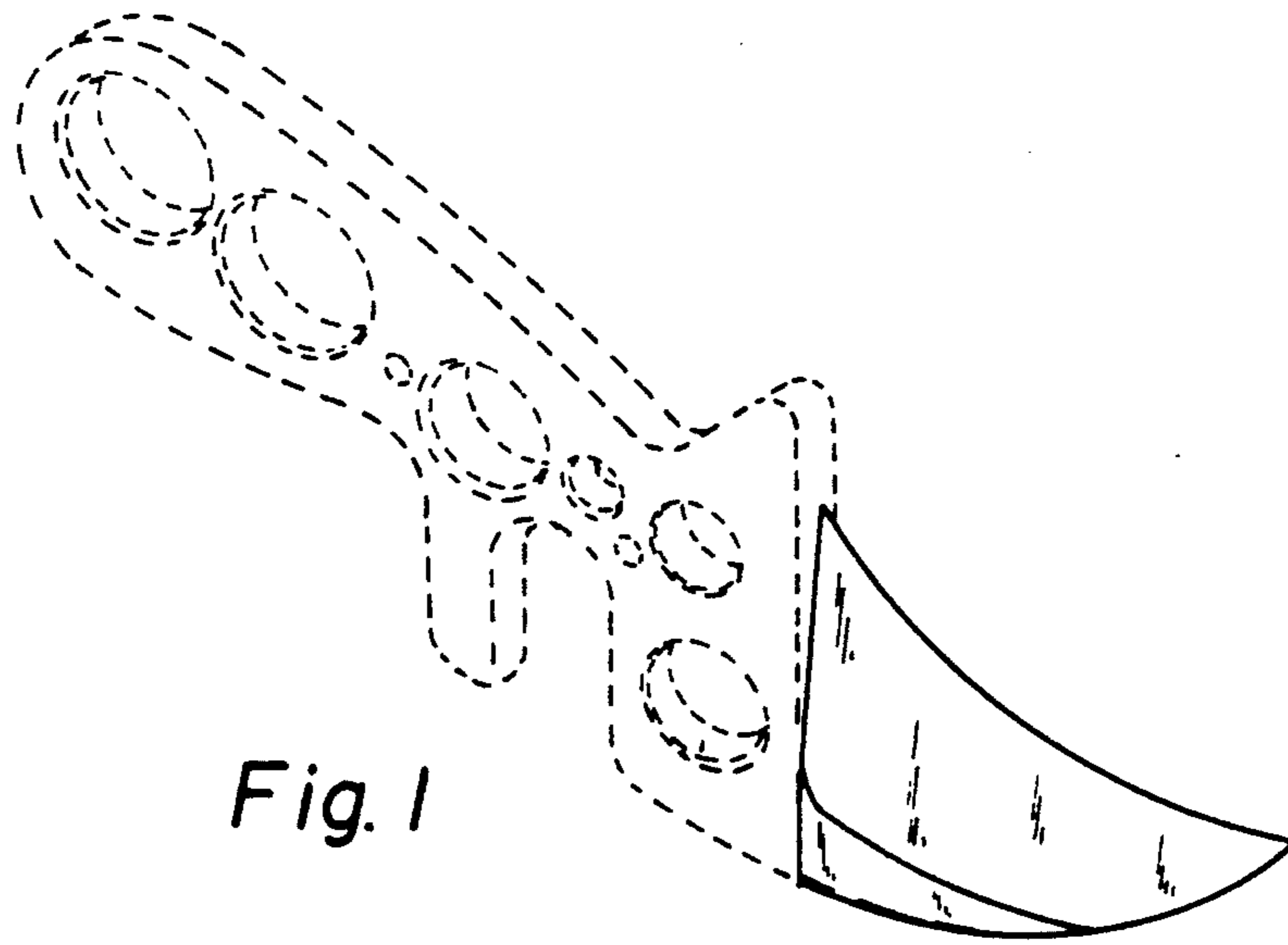


Fig. 1

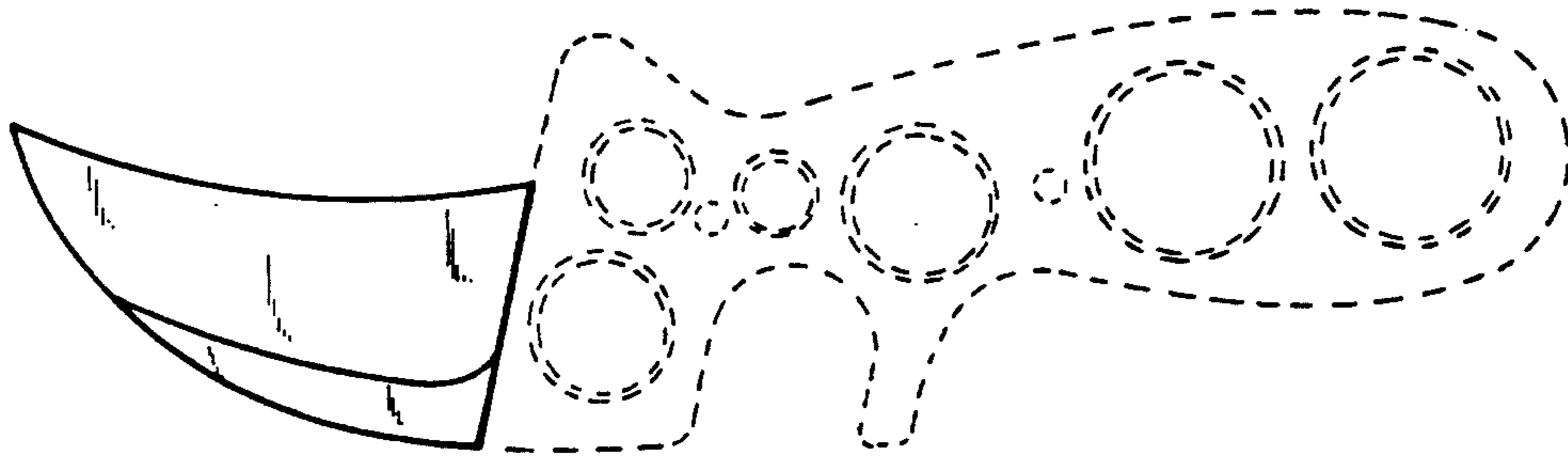


Fig. 2



Fig. 3



Fig. 4

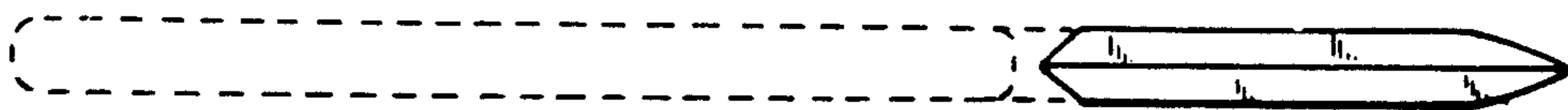


Fig. 5

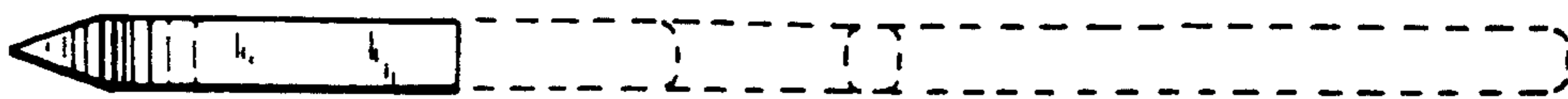


Fig. 6




Fig. 7

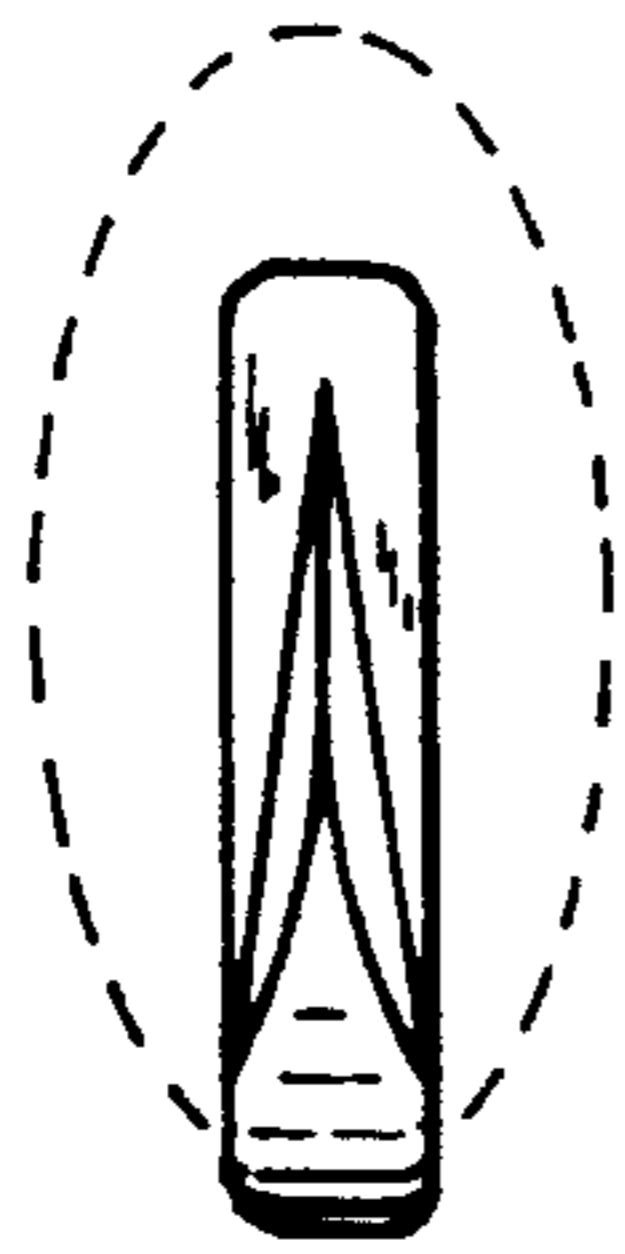


Fig. 8




Fig. 9

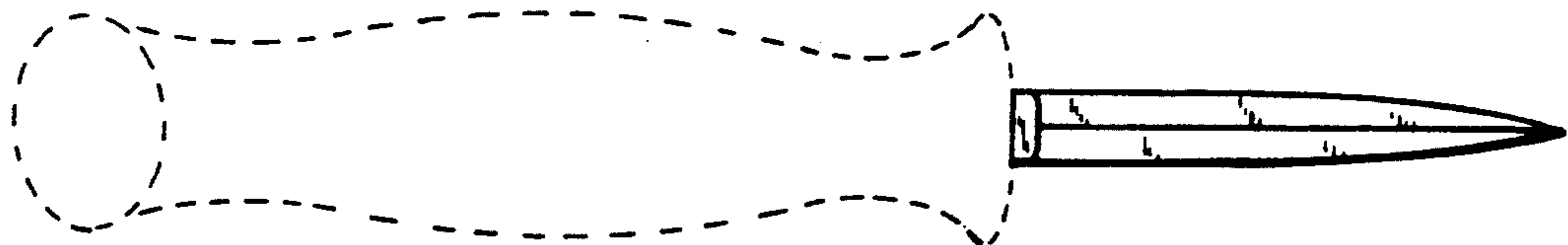


Fig. 10

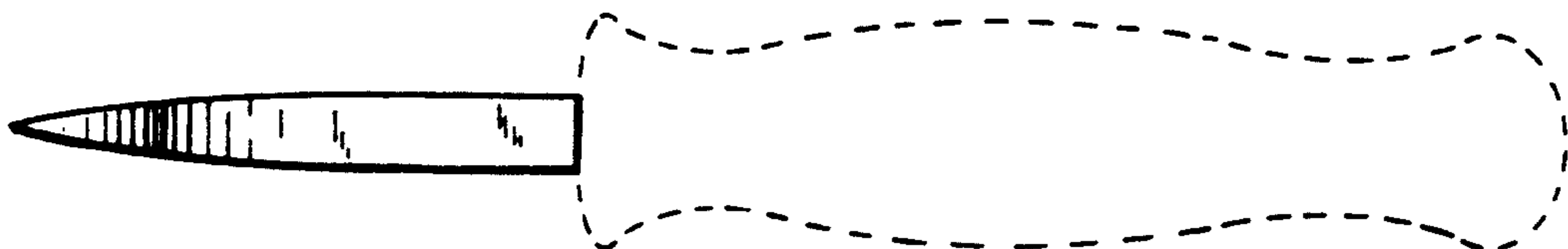


Fig. 11