



US00D344758S

# United States Patent [19]

[11] Patent Number: **Des. 344,758**

**Kijmedee**

[45] Date of Patent: **\*\* Mar. 1, 1994**

[54] **COMBINED PERPETUAL CALENDAR AND WALL DISPLAY UNIT**

[76] Inventor: **Pramuan Kijmedee, 107/635 Lathrao Rd., Bangkok, Thailand**

[\*\*] Term: **14 Years**

[21] Appl. No.: **873,090**

[22] Filed: **Apr. 22, 1992**

[52] U.S. Cl. .... **D19/21; D19/25; D6/571**

[58] **Field of Search** ..... **D6/569, 570, 571, 567, D6/574; 40/107, 110, 118, 119, 120, 122; 211/128, 134, 153, 87, 88, 90; 108/59, 60, 91, 92, 101; D19/20, 21, 22, 23, 24, 25; D20/10, 27, 39, 40, 43**

[56] **References Cited**

**U.S. PATENT DOCUMENTS**

- D. 215,550 10/1969 Nichols ..... D6/571
- D. 233,073 10/1974 Peters ..... D19/21
- D. 242,677 12/1976 Milligan ..... D6/571

- D. 274,535 7/1984 Hicks ..... D19/20
- D. 308,224 5/1990 Blacker ..... D19/21
- D. 309,390 7/1990 Smith ..... D6/571
- 3,274,716 9/1966 Wolpin ..... 40/107
- 3,340,636 9/1967 Enk ..... 40/121
- 4,423,562 1/1984 Nichols ..... 40/107
- 4,472,892 9/1984 Yang ..... 40/107

*Primary Examiner*—Nelson C. Holtje  
*Assistant Examiner*—Martha Thompson  
*Attorney, Agent, or Firm*—Price, Gess & Ubell

[57] **CLAIM**

The ornamental design for a combined perpetual calendar and wall display unit, as shown and described.

**DESCRIPTION**

FIG. 1 is a front side perspective view of the combined perpetual calendar and wall display unit showing my new design;  
FIG. 2 is a front elevational view thereof;  
FIG. 3 is a left side elevational view thereof;  
FIG. 4 is a top plan view thereof;  
FIG. 5 is a bottom plan view thereof; and,  
FIG. 6 is a rear elevational view thereof.




FIG. 1




FIG. 2


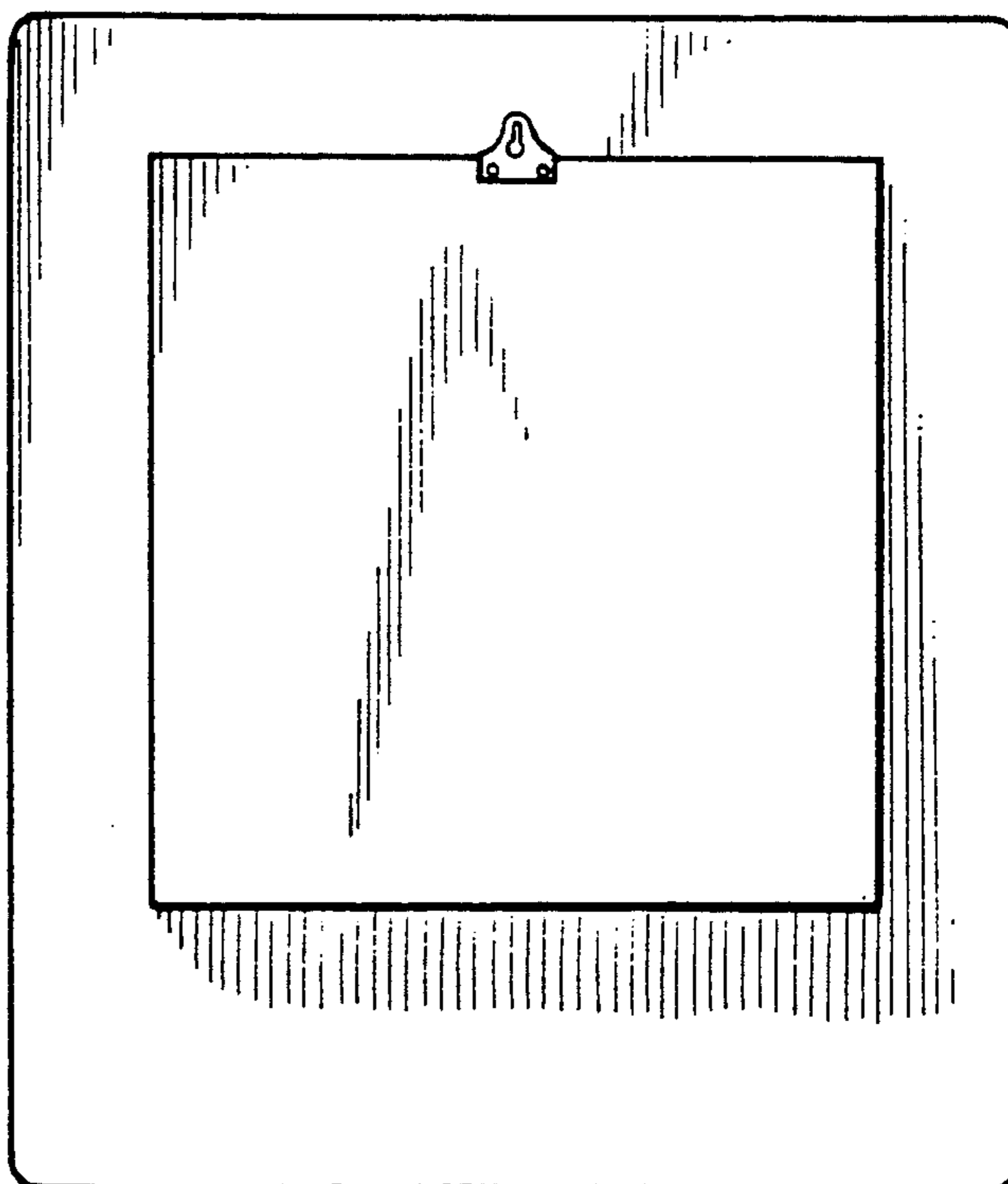



FIG. 3



FIG. 6



*FIG. 4*



*FIG. 5*

