



US00D344743S

# United States Patent [19]

[11] Patent Number: Des. 344,743

Fukushima et al.

[45] Date of Patent: \*\* Mar. 1, 1994

[54] CAMERA

[75] Inventors: **Hiroyuki Fukushima**, Kamifukuoka;  
**Masakazu Taku**, Yokohama, both of  
Japan

[73] Assignee: **Canon Kabushiki Kaisha**, Tokyo,  
Japan

[\*\*] Term: **14 Years**

[21] Appl. No.: **909,430**

[22] Filed: **Jul. 6, 1992**

[30] **Foreign Application Priority Data**

Jan. 14, 1992 [JP] Japan ..... 4-615

[52] U.S. Cl. .... **D16/209**

[58] Field of Search ..... 354/126, 149.11, 202,  
354/288; D16/200, 208, 209, 211, 216-218

[56] **References Cited**

**U.S. PATENT DOCUMENTS**

- D. 296,561 7/1988 Colani et al. .... D16/6
- D. 304,729 11/1989 Sugiyama et al. .... D16/217
- D. 308,214 5/1990 Tanaka et al. .... D16/209
- D. 317,929 7/1991 Tanaka et al. .... D16/217
- D. 318,678 7/1991 Tanaka et al. .... D16/17
- D. 323,518 1/1992 Ko ..... D16/200
- D. 323,520 1/1992 Fukushima et al. .... D16/209
- D. 324,691 3/1992 Sugiyama et al. .... D16/217
- D. 326,466 5/1992 Yu ..... D16/209
- D. 327,900 7/1992 Tanaka et al. .... D16/217

- D. 328,754 8/1992 Kumakura et al. .... D16/217
- D. 328,755 8/1992 Kumakura et al. .... D16/217
- D. 336,310 6/1993 Fukushima et al. .... D16/209
- D. 337,342 7/1993 Horikiri ..... D16/209

**FOREIGN PATENT DOCUMENTS**

480734 3/1992 Japan ..... 354/288

**OTHER PUBLICATIONS**

Modern Photography, May 1988 p. 41 (Vivitar 3002).  
Popular Photography, Jul. 1988 p. 86 (Canon'S Sure  
Shot 200M).

*Primary Examiner*—Bernard Ansher  
*Assistant Examiner*—Adir Aronovich  
*Attorney, Agent, or Firm*—Fitzpatrick, Cella, Harper &  
Scinto

[57] **CLAIM**

The ornamental design for a camera, as shown and  
described.

**DESCRIPTION**

FIG. 1 is a front elevational view of a camera showing  
our new design;  
FIG. 2 is a rear elevational view thereof;  
FIG. 3 is a top plan view thereof;  
FIG. 4 is a bottom plan view thereof;  
FIG. 5 is a left side elevational view thereof;  
FIG. 6 is a right side elevational view thereof; and,  
FIG. 7 is a perspective view thereof.

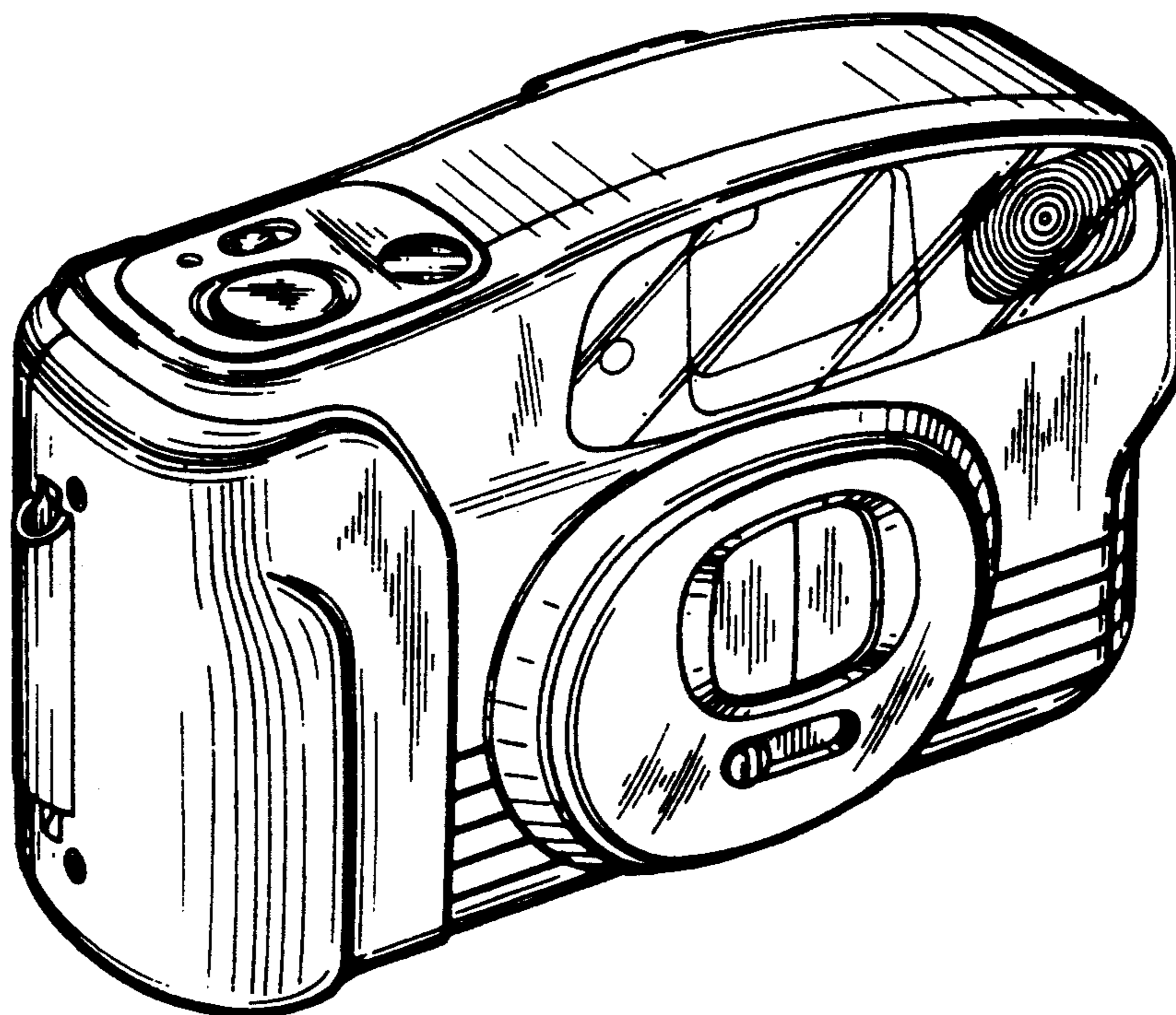


FIG. 1

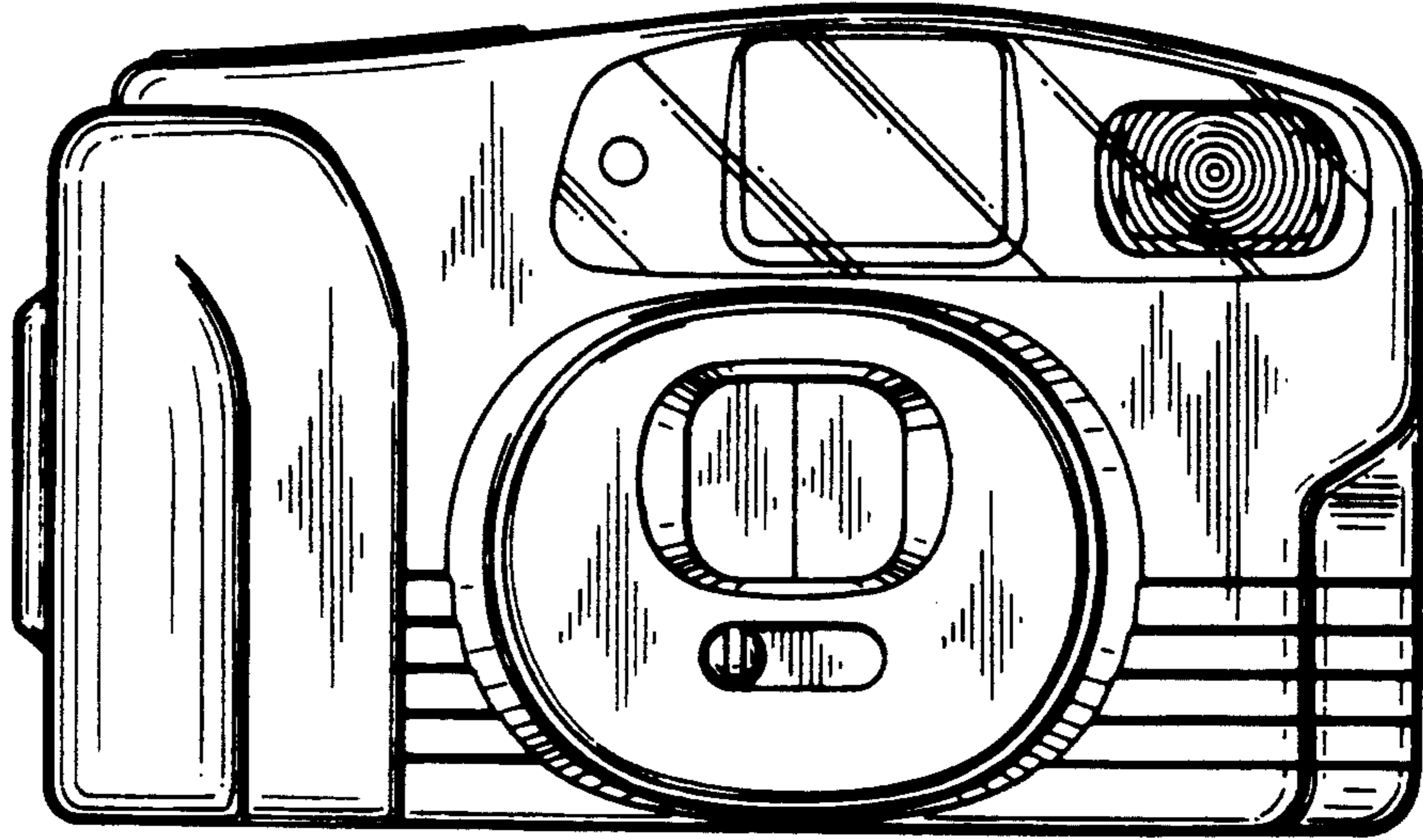


FIG. 2

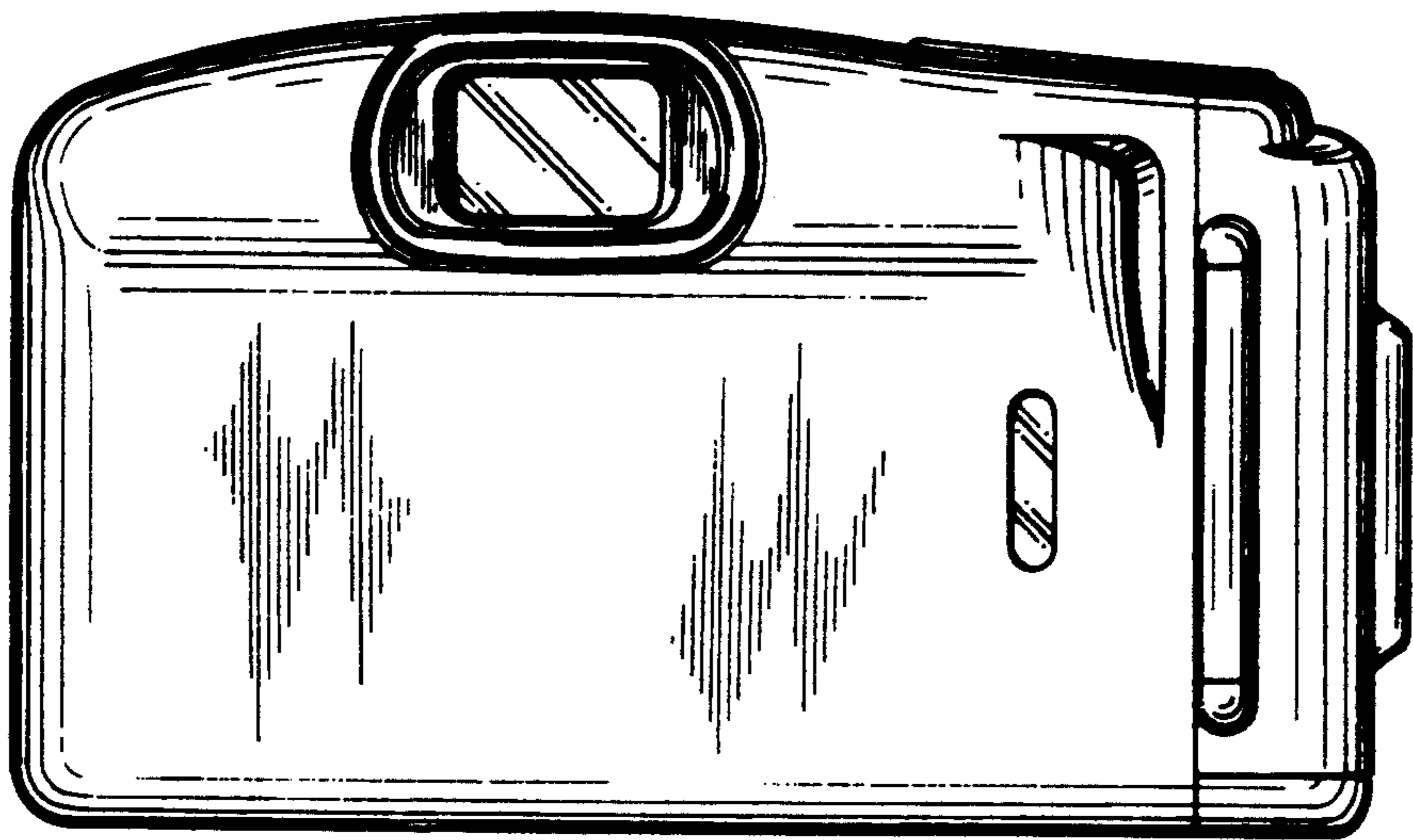


FIG. 3

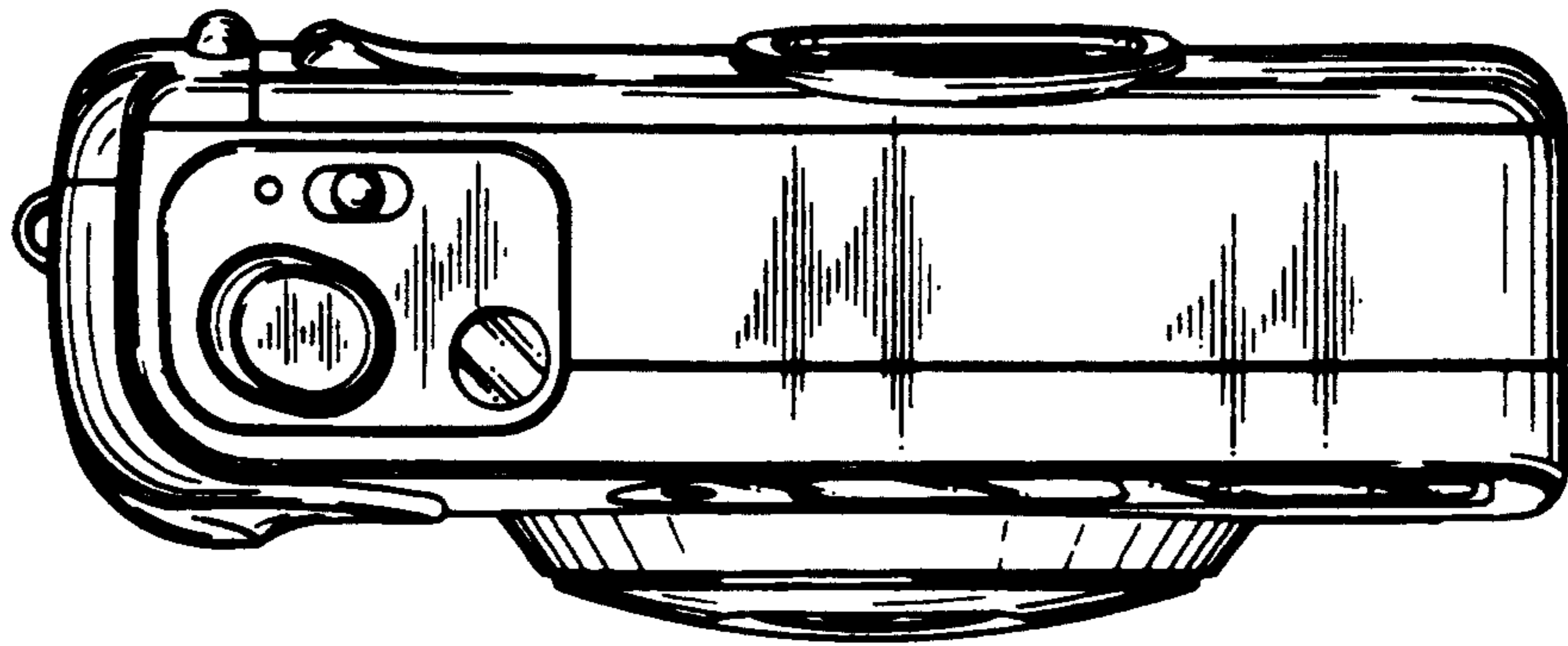


FIG. 4

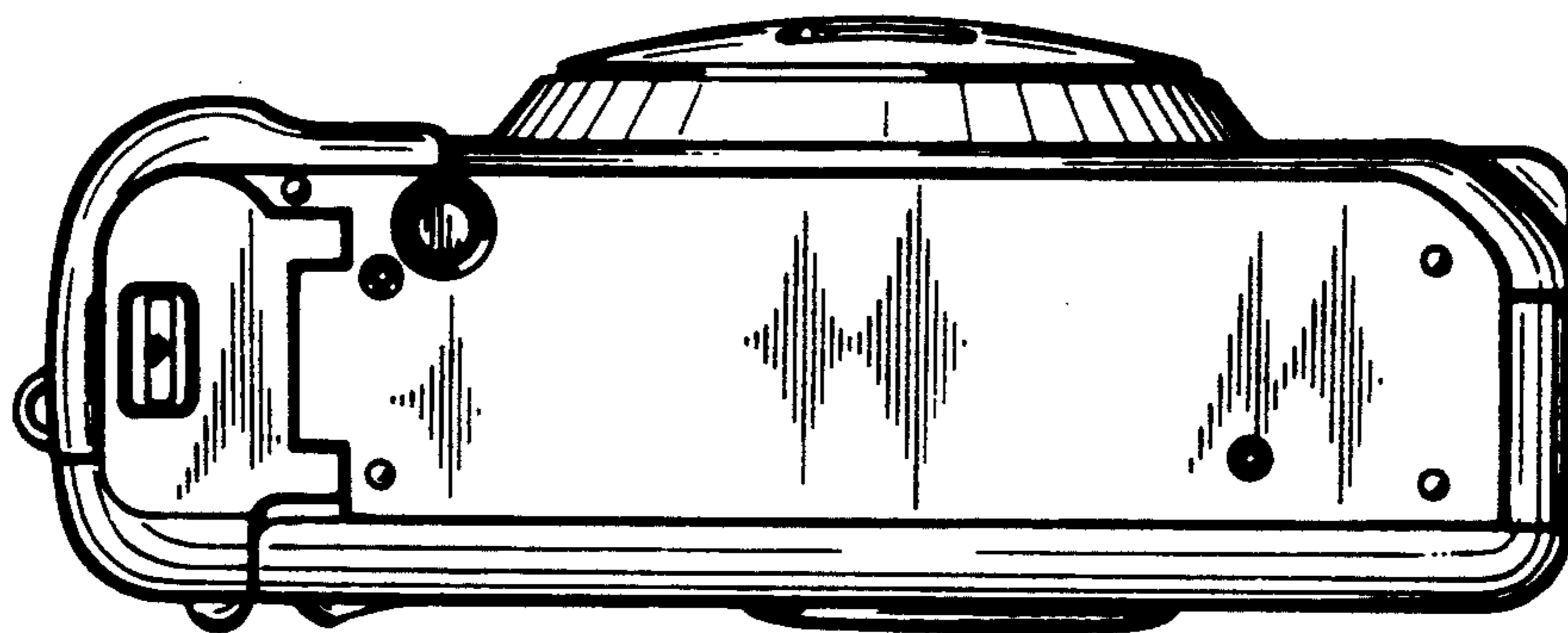


FIG. 5

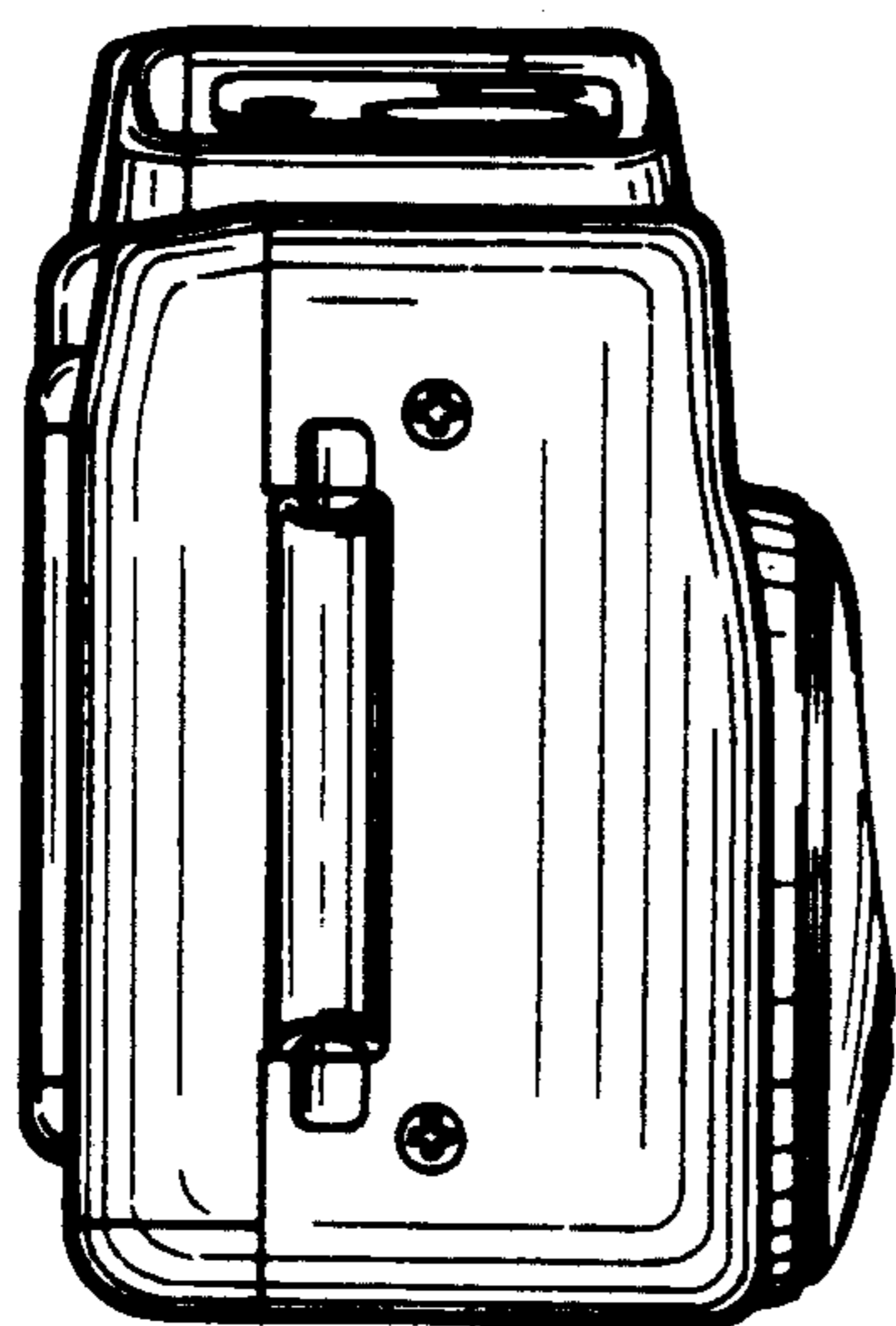


FIG. 6




FIG. 7

