



US00D344739S

United States Patent [19]

Edman et al.

[11] Patent Number: **Des. 344,739**

[45] Date of Patent: **** Mar. 1, 1994**

- [54] **REFRIGERATOR DOOR SHELF**
- [75] Inventors: **Robin Edman; Charles D. Baker**, both of Dublin; **Douglas Ritterling**, Galloway, all of Ohio
- [73] Assignee: **White Consolidated Industries, Inc.**, Cleveland, Ohio
- [**] Term: **14 Years**
- [21] Appl. No.: **2,065**
- [22] Filed: **Dec. 1, 1992**
- [52] U.S. Cl. **D15/89**
- [58] Field of Search D6/524, 525, 532, 533, D6/536, 540; 211/71, 74, 75, 88, 90, 113, 126, 153; 248/309.1; 312/128.32, 401, 402, 408; D15/79-85, 88-91

- D. 332,543 1/1993 Crook et al. D6/540
- 2,859,595 11/1958 Murphy et al. 62/444
- 4,846,333 7/1989 Kissick 211/88

FOREIGN PATENT DOCUMENTS

- 0675627 10/1990 Switzerland 312/236

Primary Examiner—Bernard Ansher
Assistant Examiner—Sandra Morris
Attorney, Agent, or Firm—Pearne, Gordon, McCoy & Granger

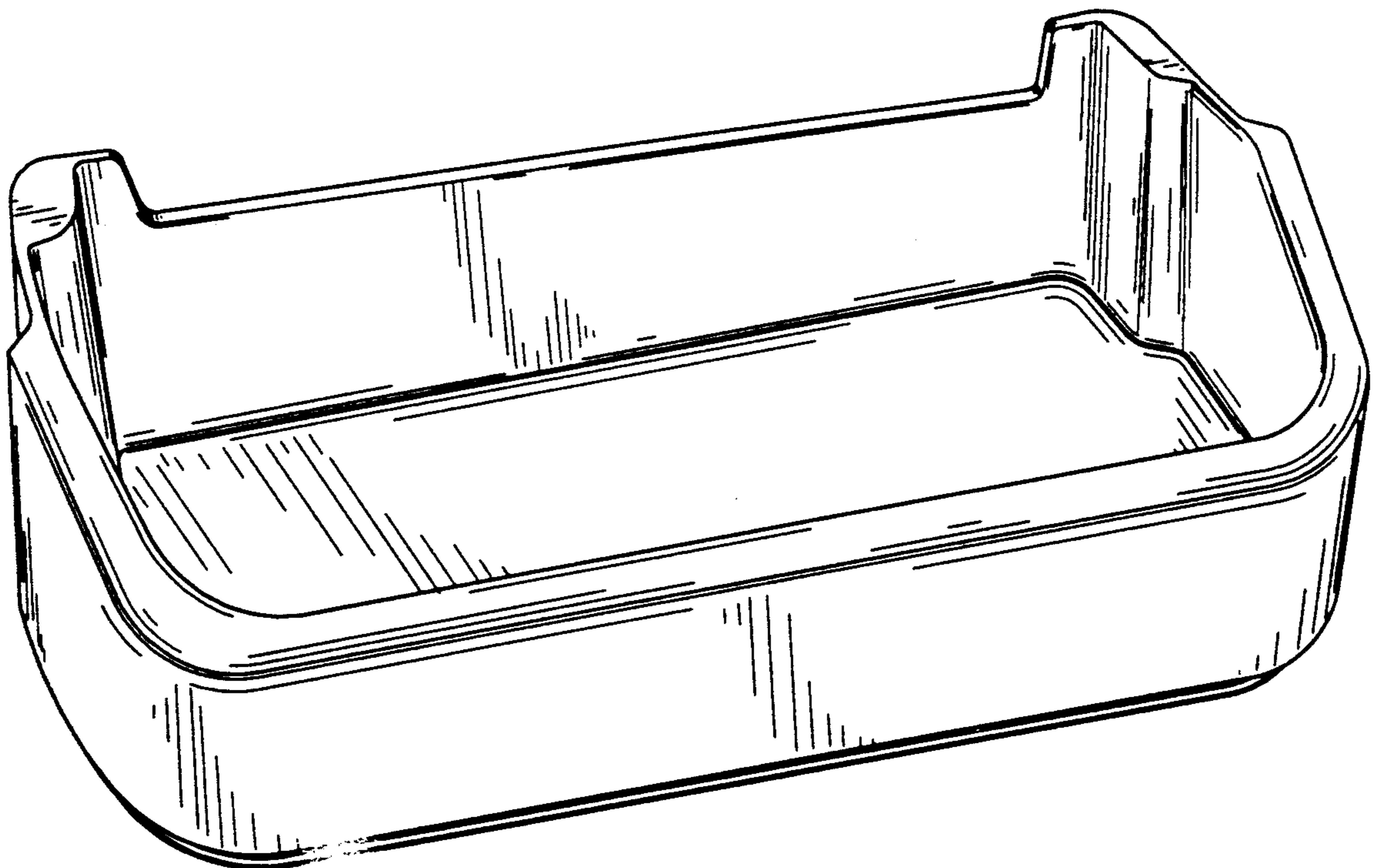
[57] CLAIM

The ornamental design for a refrigerator door shelf, as shown and described.

DESCRIPTION

FIG. 1 is a front perspective view of a refrigerator door shelf in accordance with the present invention; FIG. 2 is a top plan view thereof; FIG. 3 is a front elevation view thereof; FIG. 4 is a bottom plan view thereof; FIG. 5 is a right end elevational view thereof; and, FIG. 6 is a left end elevational view thereof.

- [56] **References Cited**
- U.S. PATENT DOCUMENTS**
- D. 67,600 6/1925 Jordan D6/540
- D. 104,884 6/1937 Scurlock D15/89
- D. 292,516 10/1987 Wolff D15/89



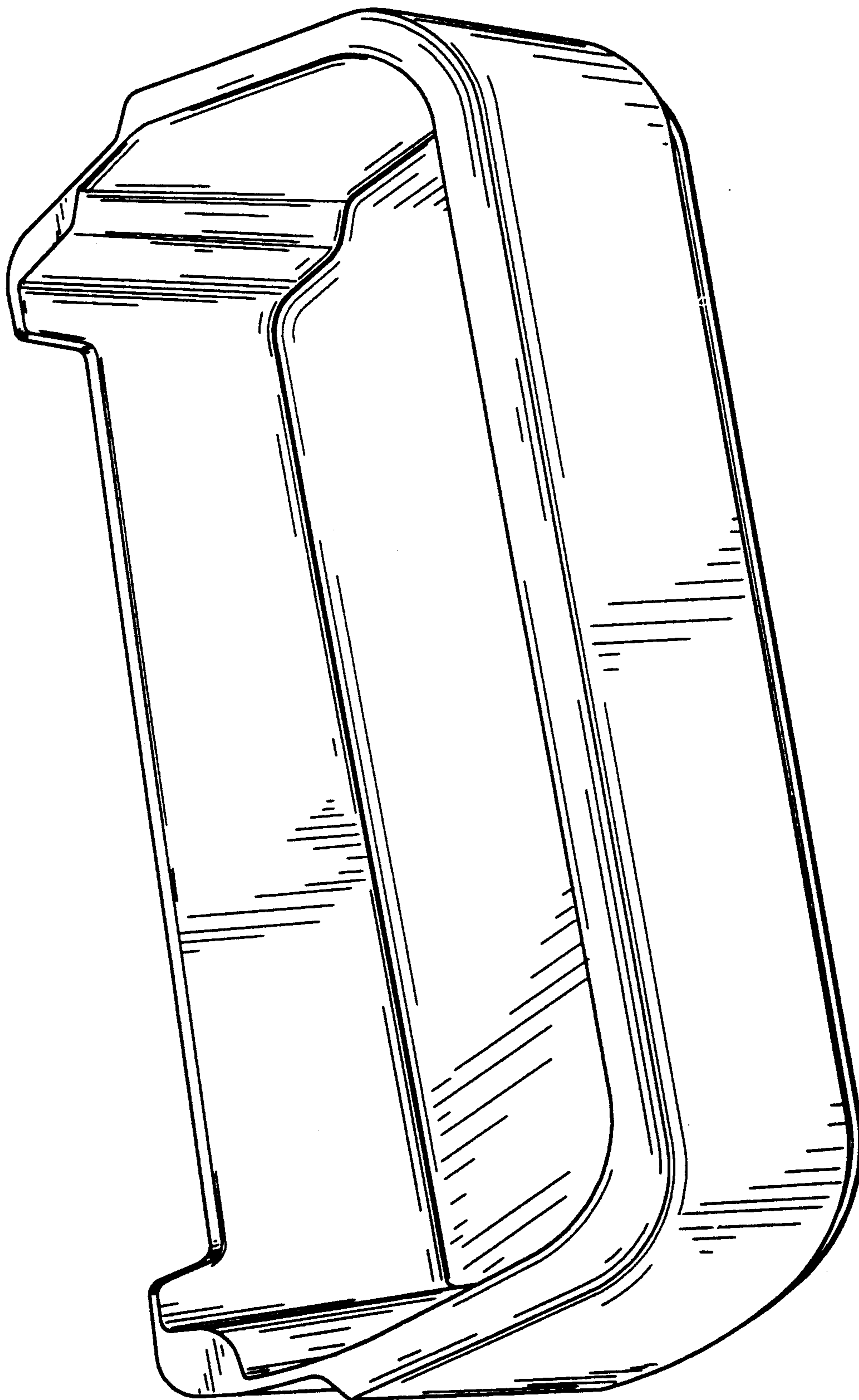


Fig.1




Fig.2

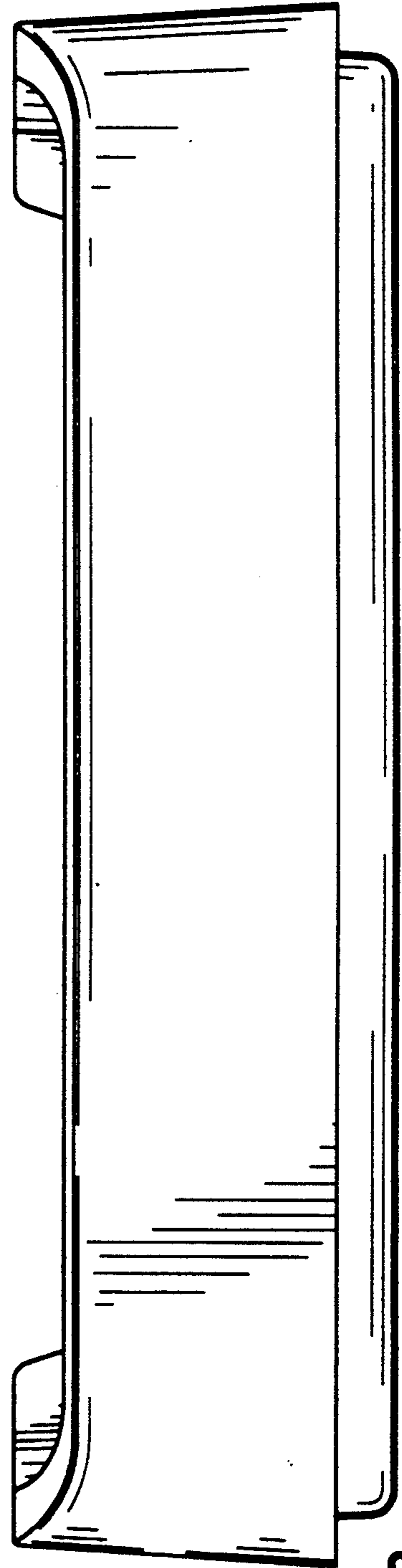


Fig.3




Fig.4




Fig.6

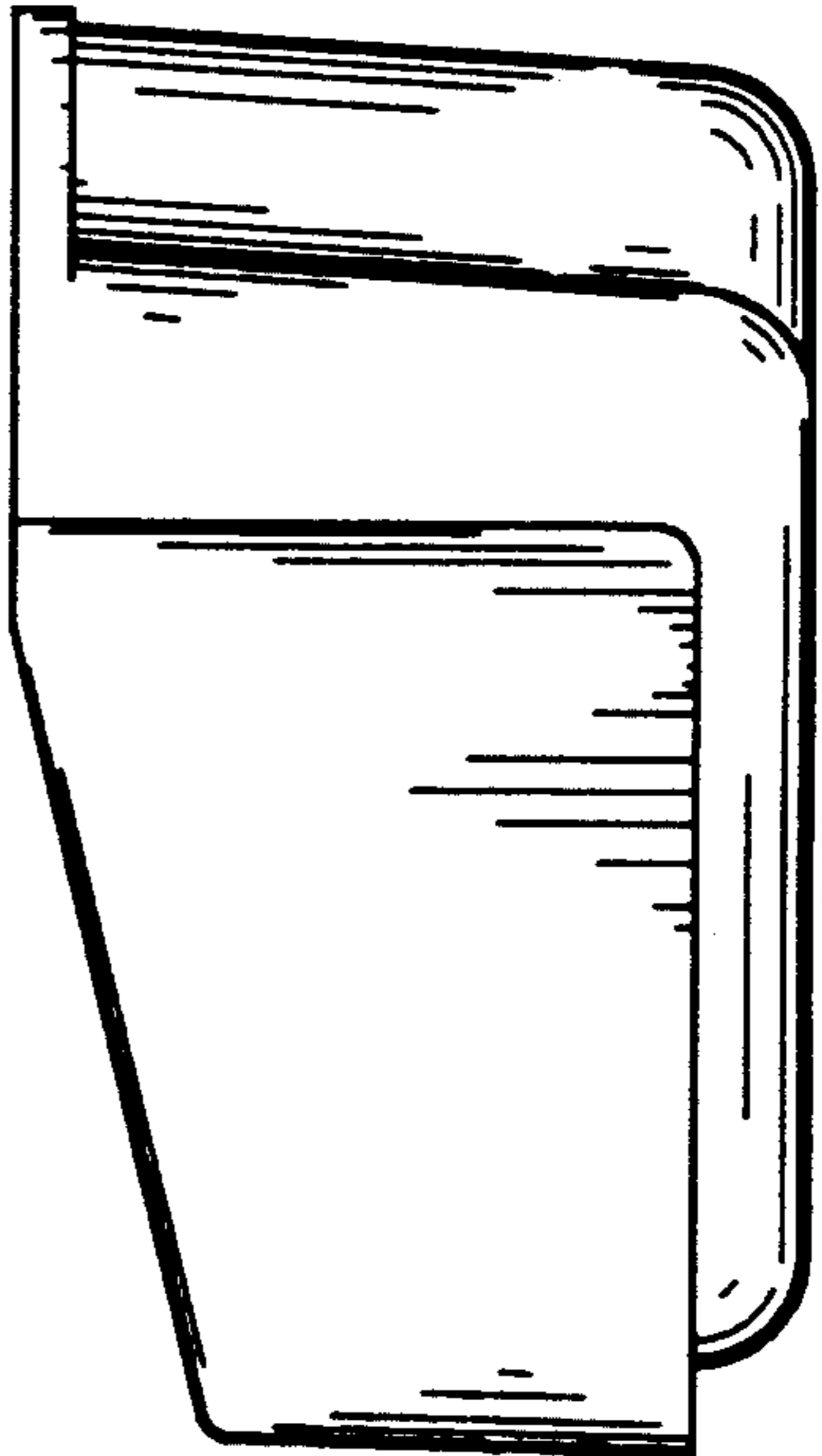


Fig.5