



US00D344717S

United States Patent [19]

[11] Patent Number: **Des. 344,717**

Cruz et al.

[45] Date of Patent: **** Mar. 1, 1994**

[54] **DESKTOP COMPUTER**

D. 311,729 10/1990 Uchihori D14/100
 D. 322,427 12/1991 Chiba et al. D14/100
 D. 324,854 3/1992 Lee D14/100

[75] Inventors: **Edward V. Cruz**, Newbury Park;
Barry P. Sween, Santa Monica, both
of Calif.

Primary Examiner—Wallace R. Burke
Assistant Examiner—Freda S. Nunn
Attorney, Agent, or Firm—Thomas I. Rozsa; Tony D.
 Chen

[73] Assignee: **Zeuscom Systems, Inc.**, Simi Valley,
Calif.

[**] Term: **14 Years**

[57] **CLAIM**

[21] Appl. No.: **884,834**

The ornamental design for a desktop computer, as
shown and described.

[22] Filed: **May 18, 1992**

DESCRIPTION

[52] U.S. Cl. **D14/100; D14/109**


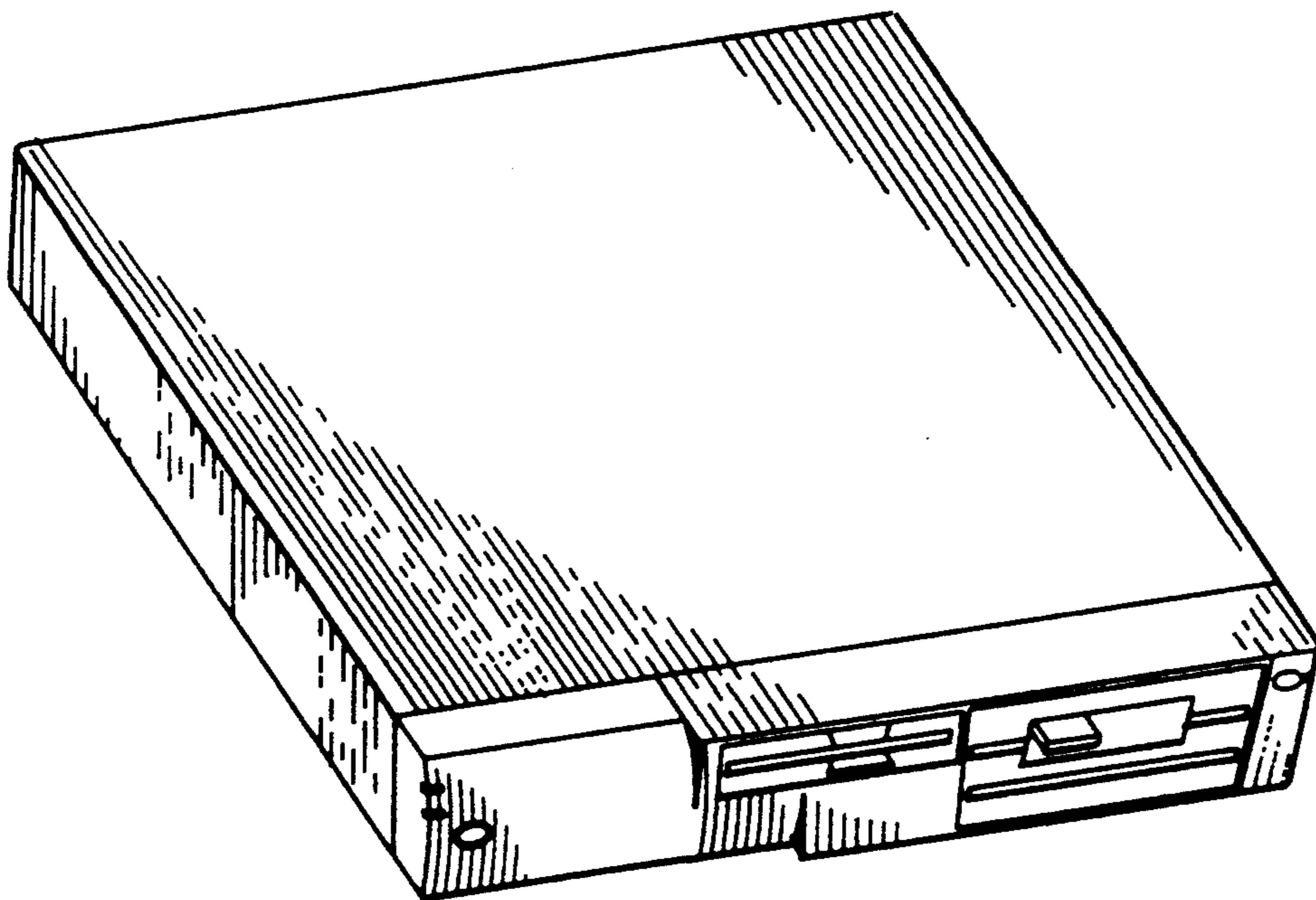
[58] Field of Search 312/208.1, 223.2, 223.3,
312/194; 361/390, 395; D14/100, 107, 108, 109;
D13/162, 184, 199

FIG. 1 is a perspective view of the new design of our
 invention of a desktop computer;
 FIG. 2 is a front elevational view thereof;
 FIG. 3 is a left side elevational view thereof;
 FIG. 4 is a right side elevational view thereof;
 FIG. 5 is a top plan view thereof;
 FIG. 6 is a bottom plan view thereof; and,
 FIG. 7 is a rear elevational view thereof.

[56] **References Cited**

U.S. PATENT DOCUMENTS

D. 306,283 2/1990 Loose D14/100



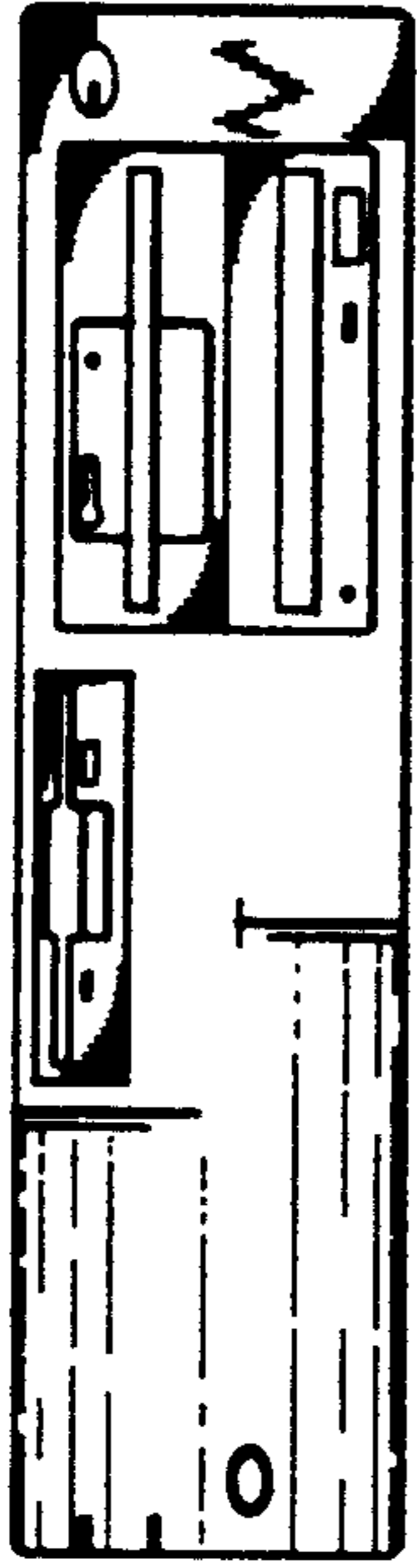


FIG. 2




FIG. 3




FIG. 4

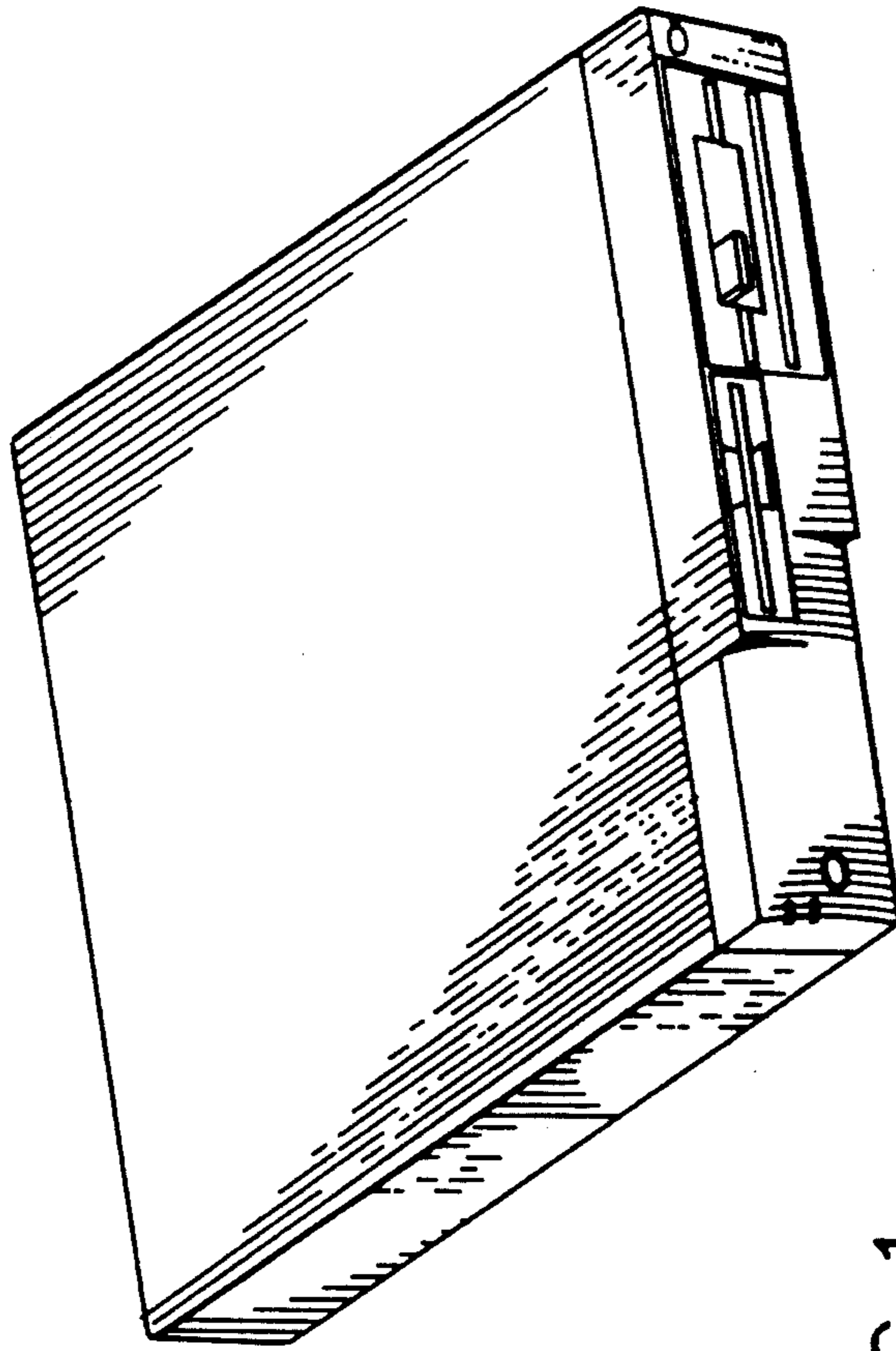


FIG. 1

FIG. 6

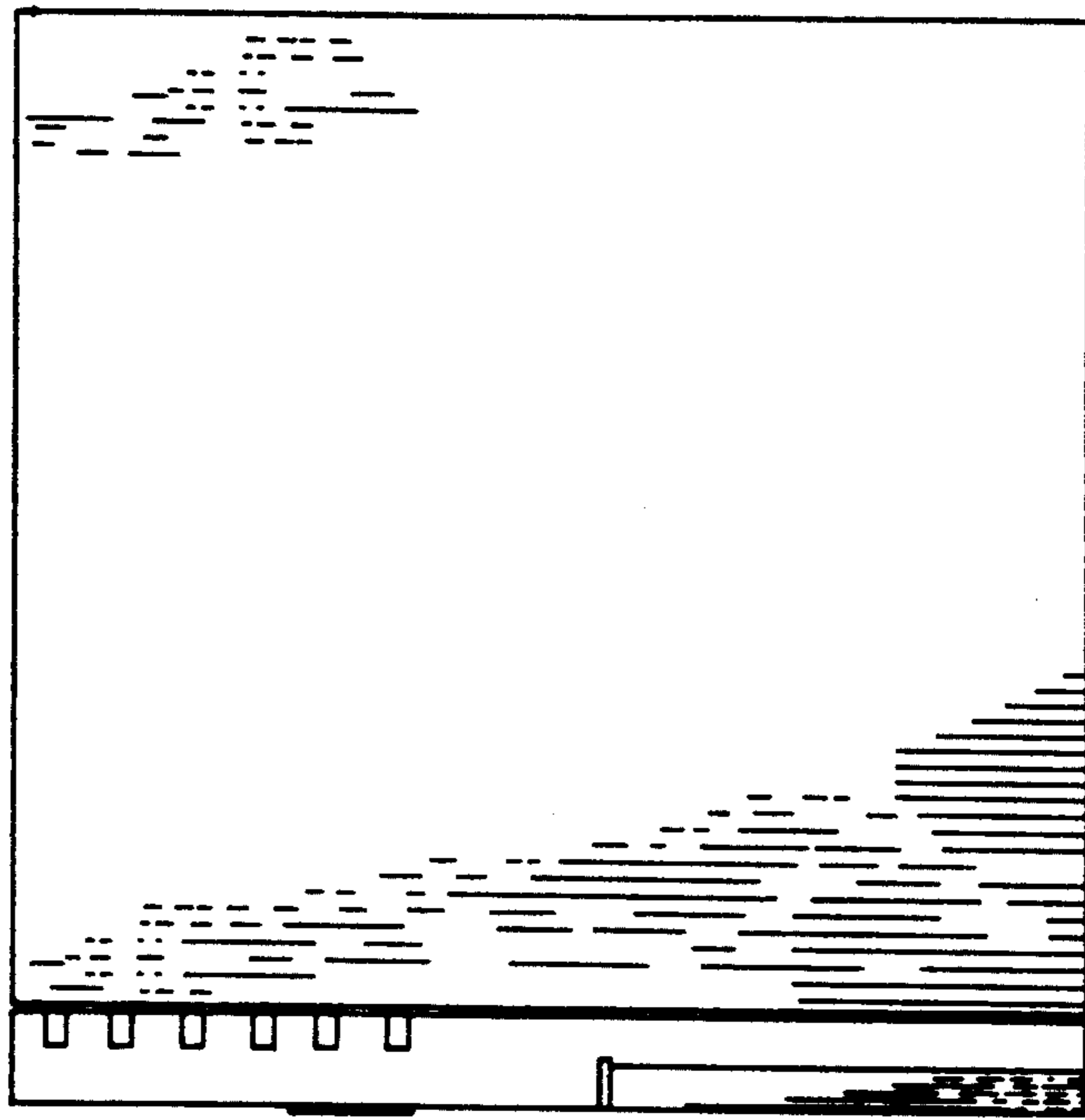


FIG. 5





FIG. 7