



US00D344707S

United States Patent [19] Brooks

[11] Patent Number: **Des. 344,707**

[45] Date of Patent: **** Mar. 1, 1994**

[54] **ROAD DEBRIS SHIELD**

[76] Inventor: **Ronald Brooks**, 265 Timber Ridge Trail, Carrollton, Ga. 30117

[**] Term: **14 Years**

[21] Appl. No.: **892,016**

[22] Filed: **Jun. 3, 1992**

[52] U.S. Cl. **D12/185**

[58] Field of Search 280/850, 851, 153.5; D12/202

4,524,986	6/1985	Ward	280/851
4,541,646	9/1985	Knowley	280/851
4,695,070	9/1987	Knox	280/851
4,726,599	2/1988	Antekefer	280/851

Primary Examiner—Wallace R. Burke
Assistant Examiner—Melody Brown
Attorney, Agent, or Firm—Terry M. Gernstein

[57] **CLAIM**

The ornamental design for a road debris shield, as shown and described.

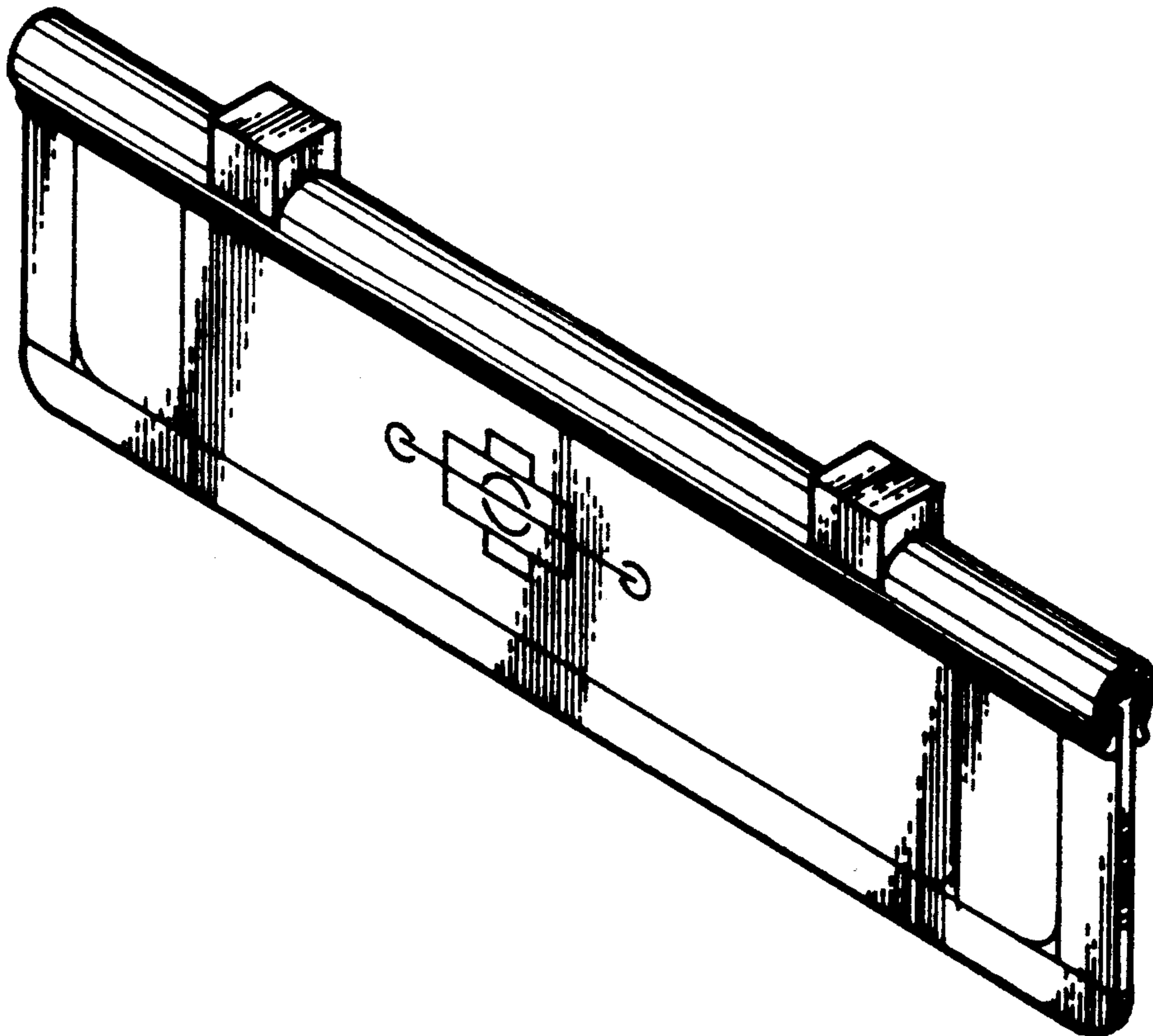
[56] **References Cited**

U.S. PATENT DOCUMENTS

D. 308,958	7/1990	Knox	D12/185
D. 316,994	5/1991	Anania	D12/185
2,105,397	1/1938	Barr	280/153.5
2,155,023	4/1939	Springer	285/153.5
2,293,493	8/1942	Crowe	280/153.5
2,865,654	12/1958	Compte	
3,285,624	11/1966	Aber	280/851

DESCRIPTION

FIG. 1 is a front, end and top perspective view of the road debris shield showing my new design; FIG. 2 is an end elevational view thereof, the end opposite being a mirror image of the end shown in FIG. 2; FIG. 3 is a front elevational view thereof, the rear being a mirror image of the front shown in FIG. 3; FIG. 4 is a top plan view thereof; and, FIG. 5 is a bottom plan view thereof.



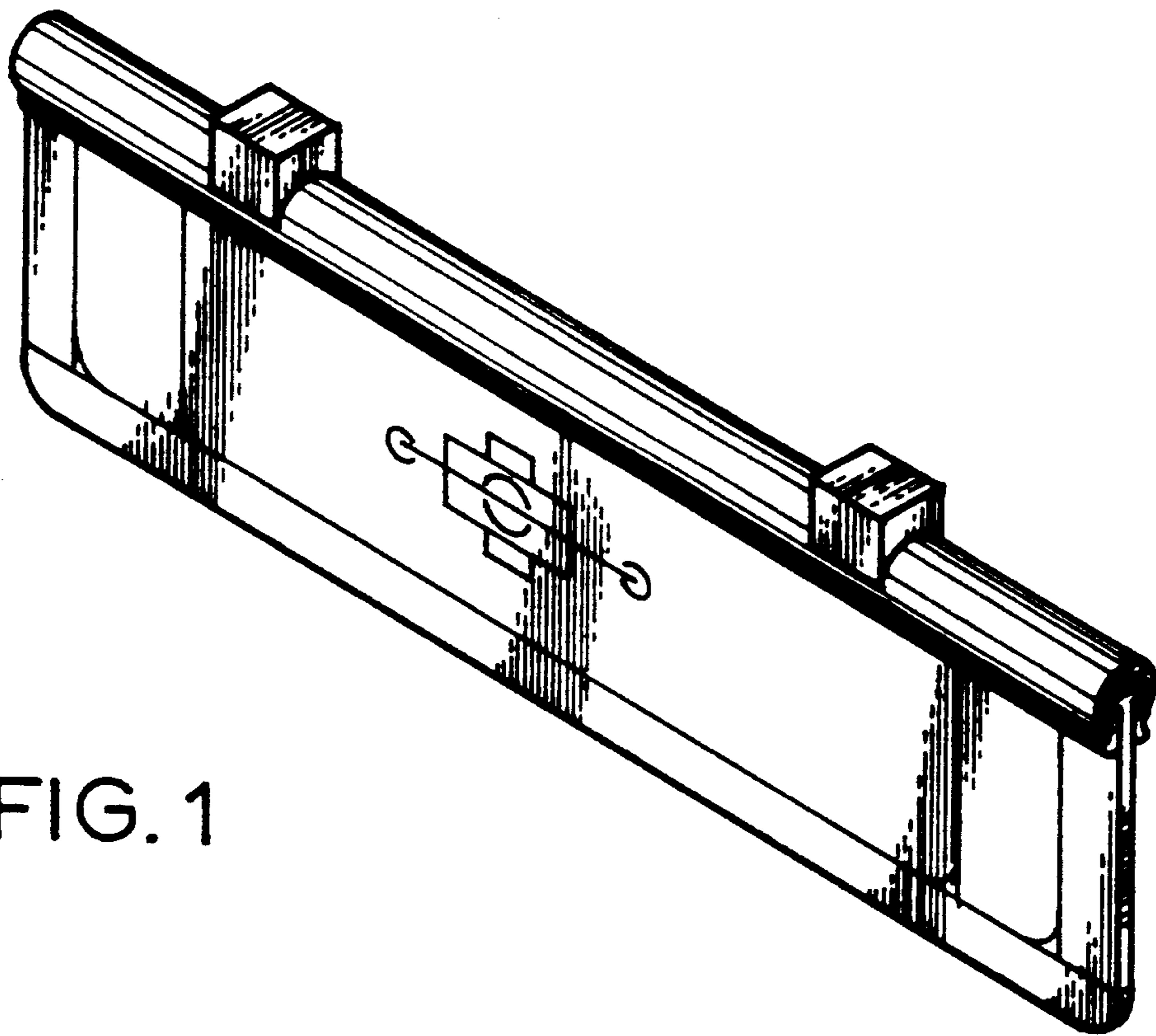


FIG. 1

FIG. 2



FIG. 3

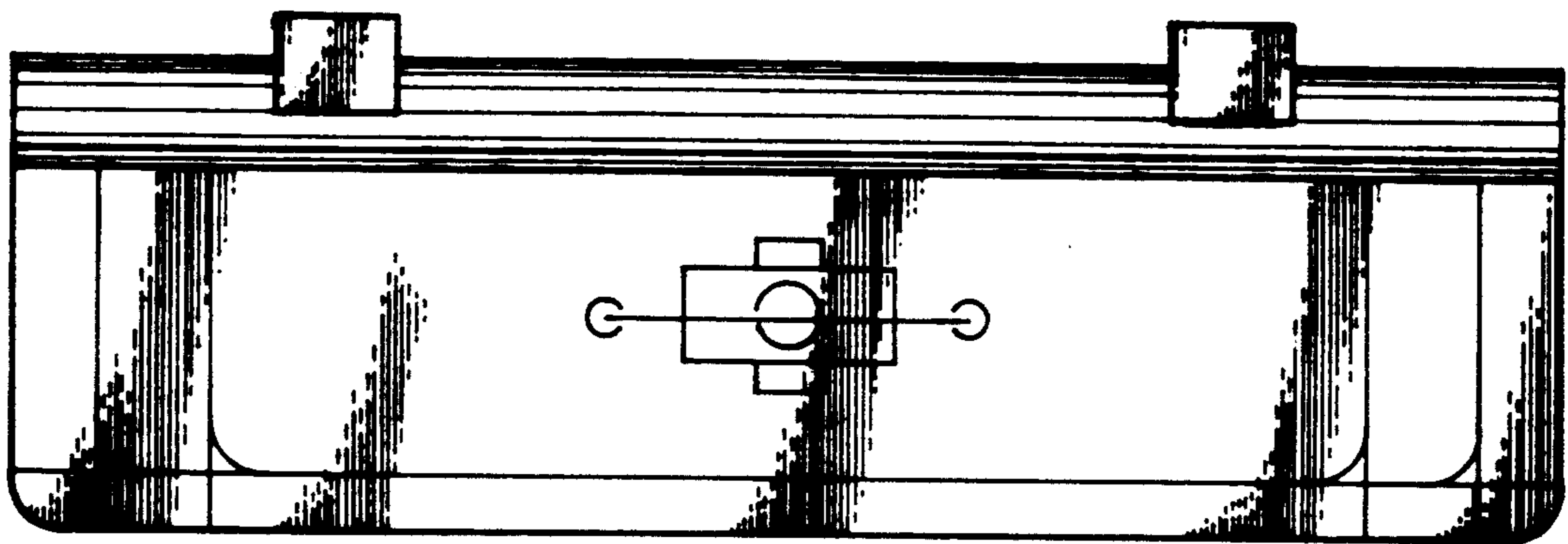


FIG. 4




FIG. 5

