



US00D344706S

United States Patent [19] Lukatsky

[11] Patent Number: **Des. 344,706**

[45] Date of Patent: **** Mar. 1, 1994**

[54] **GAS CAP HOLDER**

4,705,190 11/1987 Mizusawa 220/375
4,867,337 9/1989 Eichenseer 220/375

[76] Inventor: **Roman Lukatsky, c/o Alfa Mechanical Company, 16016 Vose St., Van Nuys, Calif. 91405**

FOREIGN PATENT DOCUMENTS

0686718 7/1930 France 220/375

[**] Term: **14 Years**

Primary Examiner—Wallace R. Burke
Assistant Examiner—Melody Brown
Attorney, Agent, or Firm—Sherman & Sherman

[21] Appl. No.: **2,444**

[57] CLAIM

[22] Filed: **Dec. 10, 1992**

[52] U.S. Cl. **D12/400**

The ornamental design for a gas cap holder, as shown and described.

[58] Field of Search 220/375, 94 R; 24/299; D12/155

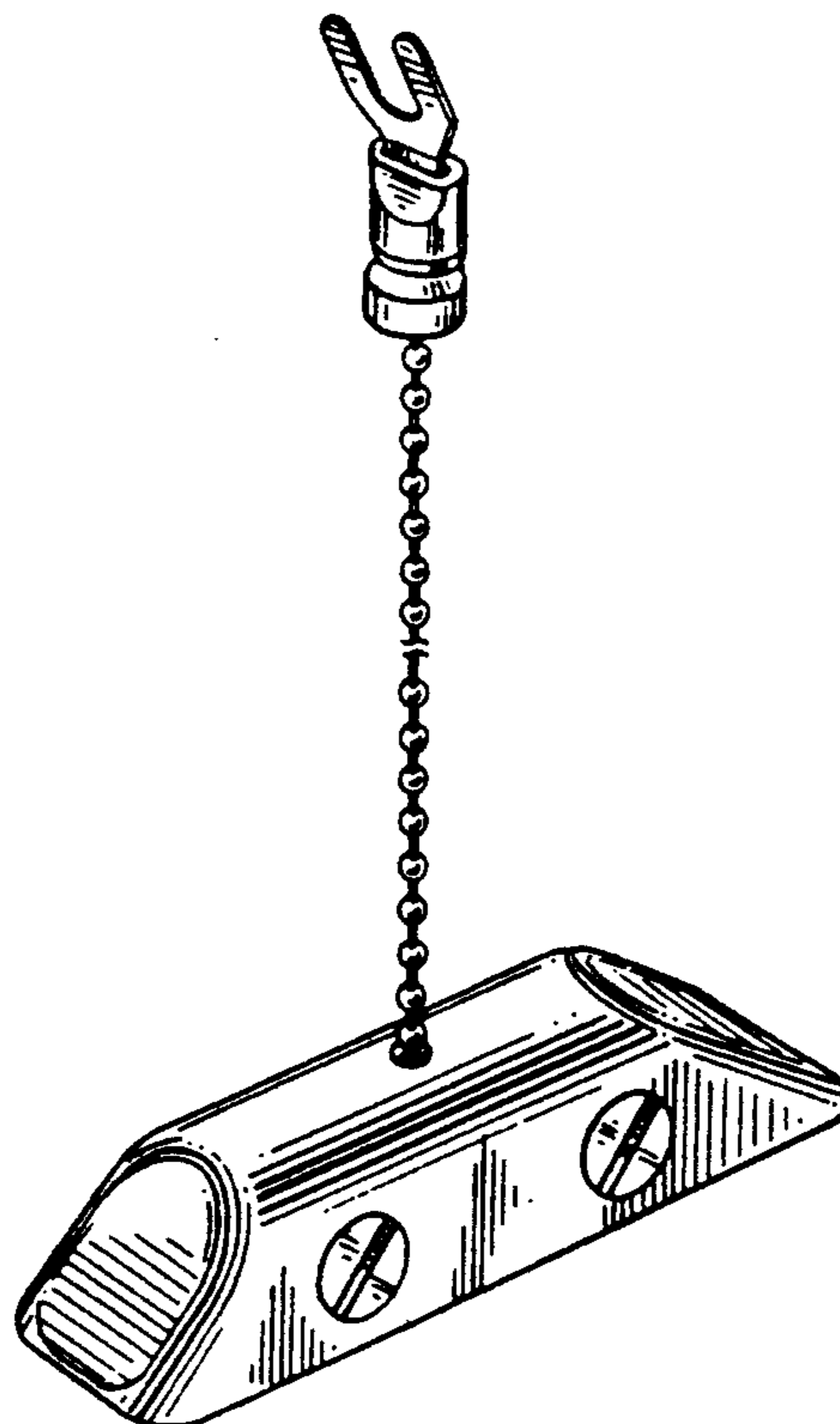
DESCRIPTION

[56] References Cited

U.S. PATENT DOCUMENTS

306,527	10/1884	Rueter	220/375
2,702,683	2/1955	Green et al.	220/230
2,844,275	7/1958	Keller	220/375
3,393,824	7/1968	Appleton	220/375
3,420,585	1/1969	Jensen	220/375
4,320,853	3/1982	Moore	220/375
4,432,120	2/1984	Sherman, Jr. et al.	24/299
4,643,326	2/1987	Klingler	220/94 R

FIG. 1 is a left side perspective view of a gas cap holder showing my new design;
FIG. 2 is a front elevation view thereof;
FIG. 3 is a right side elevation view thereof, the left side being a mirror image of that shown;
FIG. 4 is a rear elevation view thereof;
FIG. 5 is a top plan view thereof; and,
FIG. 6 is a bottom plan view thereof.
The retainer chain shown in FIGS. 1-4 is shown broken away for convenience of illustration.






FIG. 1



FIG. 2



FIG. 3

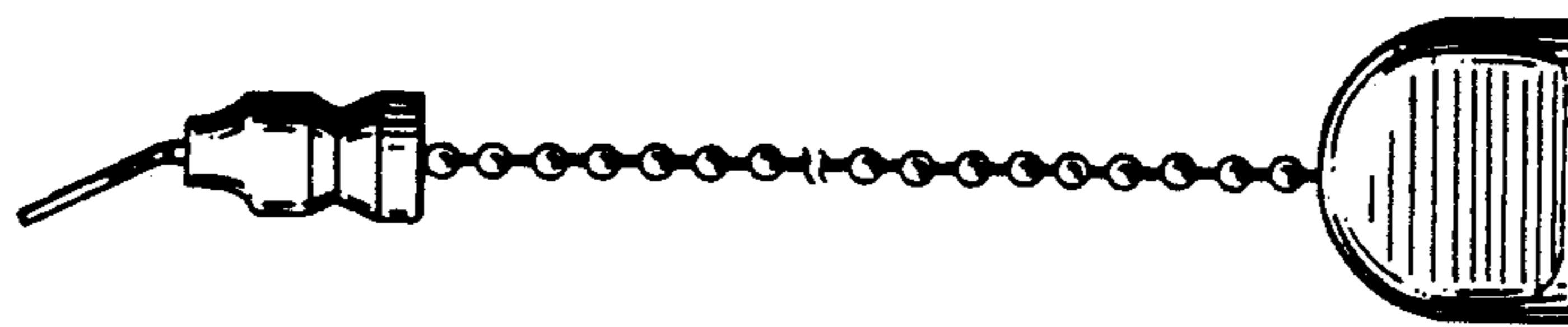


FIG. 4




FIG. 5



FIG. 6