



US00D344704S

United States Patent [19]
Himuro et al.

[11] **Patent Number: Des. 344,704**

[45] **Date of Patent: ** Mar. 1, 1994**

[54] **AUTOMOBILE TIRE**

[75] **Inventors: Yasuo Himuro; Toru Fukuoka, both of Tokyo, Japan**

[73] **Assignee: Bridgestone Corporation, Tokyo, Japan**

[**] **Term: 14 Years**

[21] **Appl. No.: 713**

[22] **Filed: Oct. 22, 1992**

[30] **Foreign Application Priority Data**

Apr. 23, 1992 [JP] Japan 4-11912
[52] **U.S. Cl.** **D12/147**
[58] **Field of Search** 152/209 R, 209 D;
D12/146-148, 141-143

[56] **References Cited**

U.S. PATENT DOCUMENTS

D. 288,078 2/1987 Hasegawa D12/142
D. 323,310 1/1992 Nakatani D12/146
D. 328,577 8/1992 Goergen et al. D16/143

OTHER PUBLICATIONS

1991 Tread Design Guide, p. 14, Bridgestone SF-134 Steel Tire, bottom center of page.
1991 Tread Design Guide, p. 20, Cooper Discoverer Radial Tire, second row down from top & second tire in from left side of page.
1991 Tread Design Guide, p. 33, Gislaved Speed 190T Tire, third row down from top, left side of page.

Primary Examiner—James M. Gandy
Attorney, Agent, or Firm—Sughrue, Mion, Zinn, Macpeak & Seas

[57] **CLAIM**

The ornamental design for an automobile tire, as shown and described.

DESCRIPTION

FIG. 1 is a perspective view of an automobile tire showing our new design, it being understood that the tread pattern is repeated uniformly throughout the circumference of the tire;
FIG. 2 is a front elevation view thereof;
FIG. 3 is a left side elevation view thereof, the opposite side being substantially a mirror image of that shown;
FIG. 4 is an enlarged fragmentary front elevation view thereof; and,
FIG. 5 is a cross-sectional view taken along line 5—5 in FIG. 4.




FIG.1

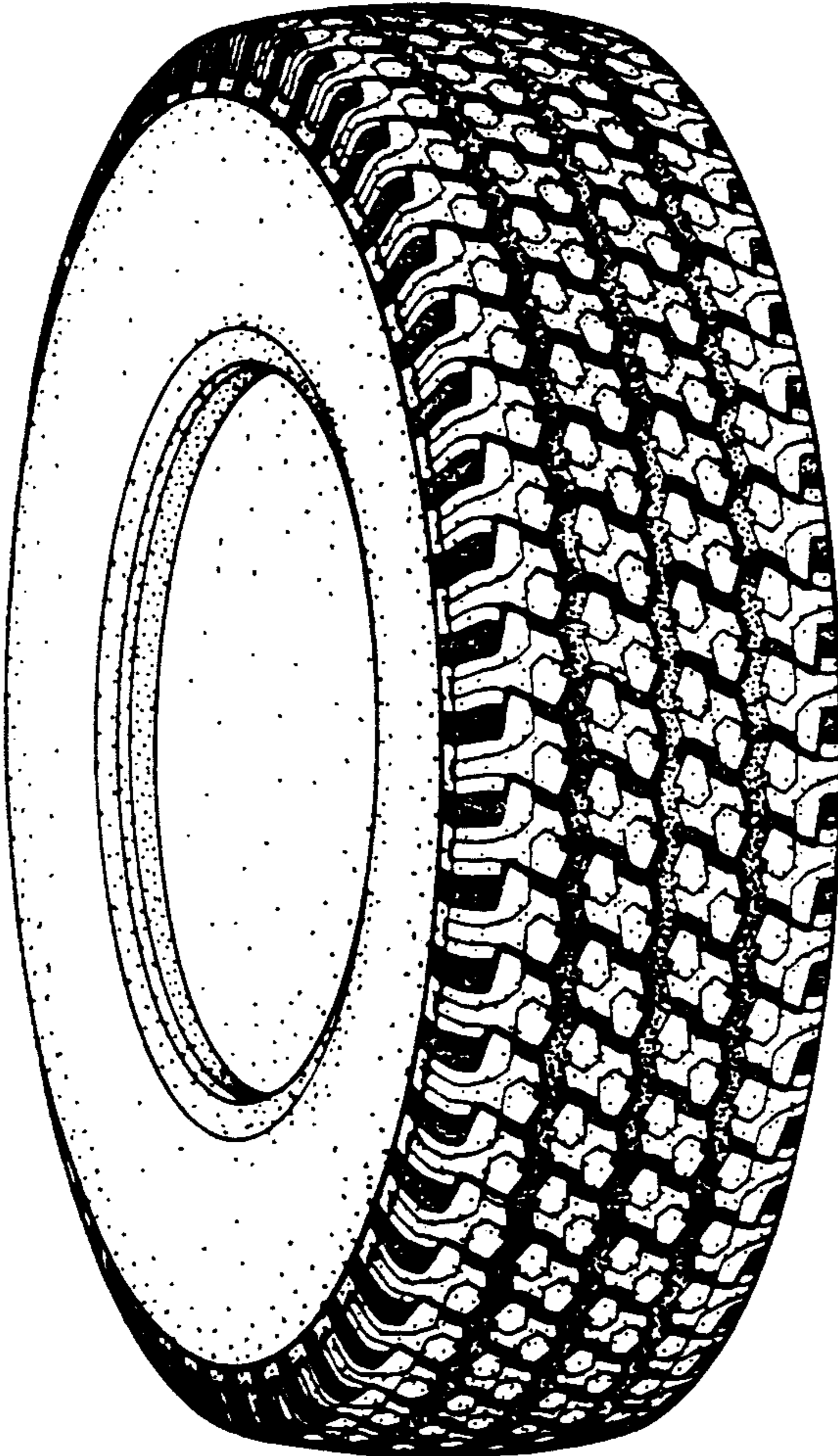


FIG.2




FIG.3

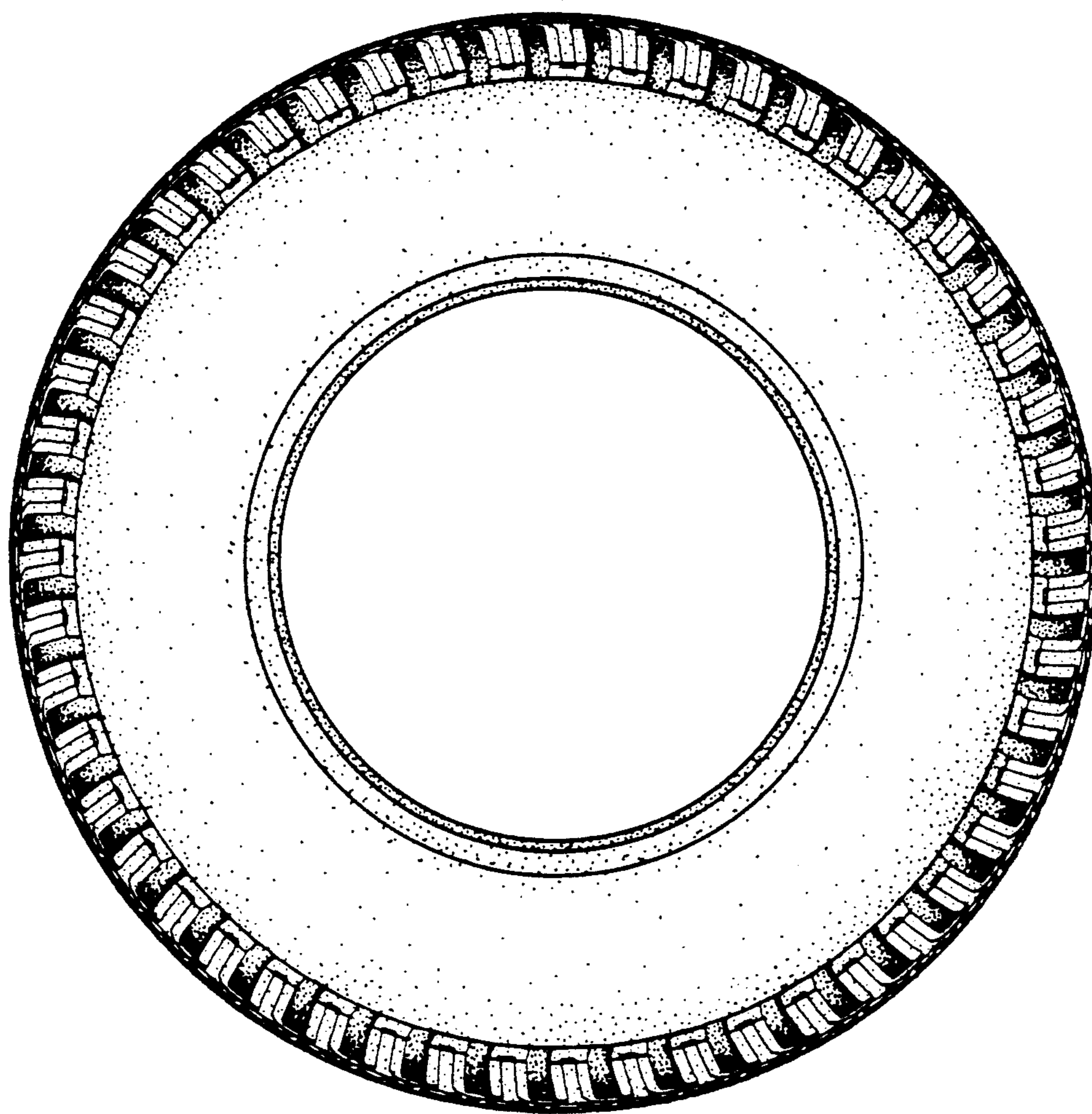


FIG.4

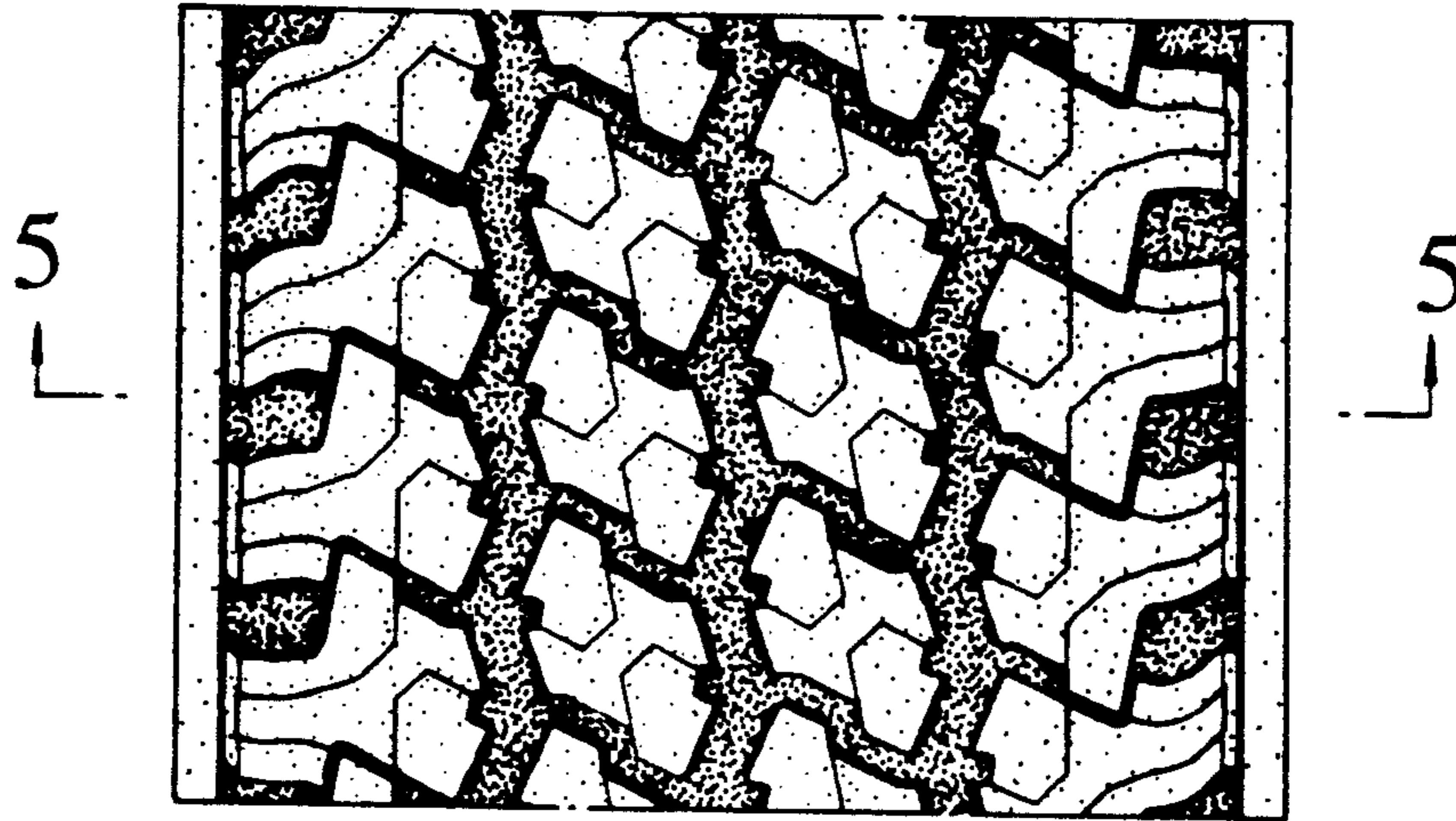


FIG.5

