



US00D344703S

United States Patent [19]

[11] Patent Number: **Des. 344,703**

Katayama et al.

[45] Date of Patent: **** Mar. 1, 1994**

[54] VIDEO TAPE RECORDER

[56] References Cited

[75] Inventors: **Yuji Katayama**, Tokyo; **Takashi Nakamura**, Higashimurayama, both of Japan

U.S. PATENT DOCUMENTS

- D. 311,534 10/1990 Ban et al. D14/135
- D. 323,501 1/1992 Kim D14/136 X
- D. 327,885 7/1992 Kasama et al. D14/135
- D. 329,050 9/1992 Ito et al. D14/136 X
- D. 339,125 9/1993 Shimose et al. D14/135

[73] Assignee: **Kabushiki Kaisha Toshiba**, Kawasaki, Japan

Primary Examiner—Theodore M. Shooman
Attorney, Agent, or Firm—Oblon, Spivak, McClelland, Maier & Neustadt

[**] Term: **14 Years**

[57] CLAIM

[21] Appl. No.: **2,679**

The ornamental design for a video tape recorder, as shown.

[22] Filed: **Dec. 16, 1992**

DESCRIPTION

[30] Foreign Application Priority Data

- Jun. 16, 1992 [JP] Japan 4-17573
- [52] U.S. Cl. D14/135
- [58] Field of Search D14/124, 125, 135, 136, D14/217, 239, 299

FIG. 1 is a front, top and right side perspective view of video tape recorder, showing our new design;
FIG. 2 is a front elevational view thereof;
FIG. 3 is a top plan view thereof;
FIG. 4 is a left side elevational view thereof;
FIG. 5 is a right side elevational view thereof;
FIG. 6 is a rear elevational view thereof; and,
FIG. 7 is a bottom plan view thereof.




FIG. 1




FIG. 2

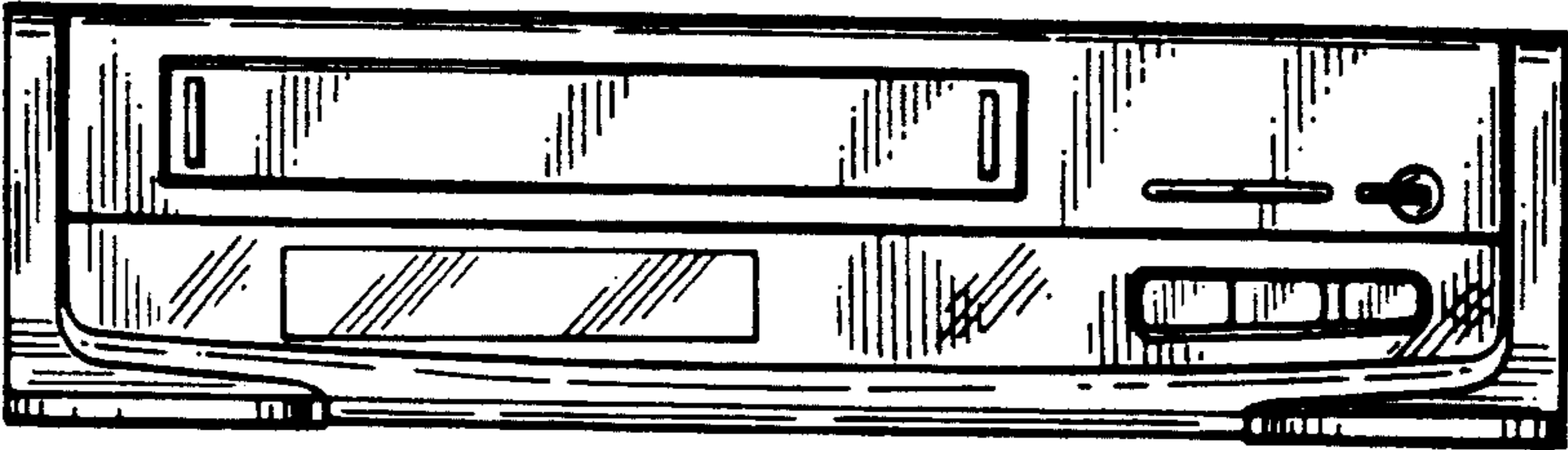


FIG. 3

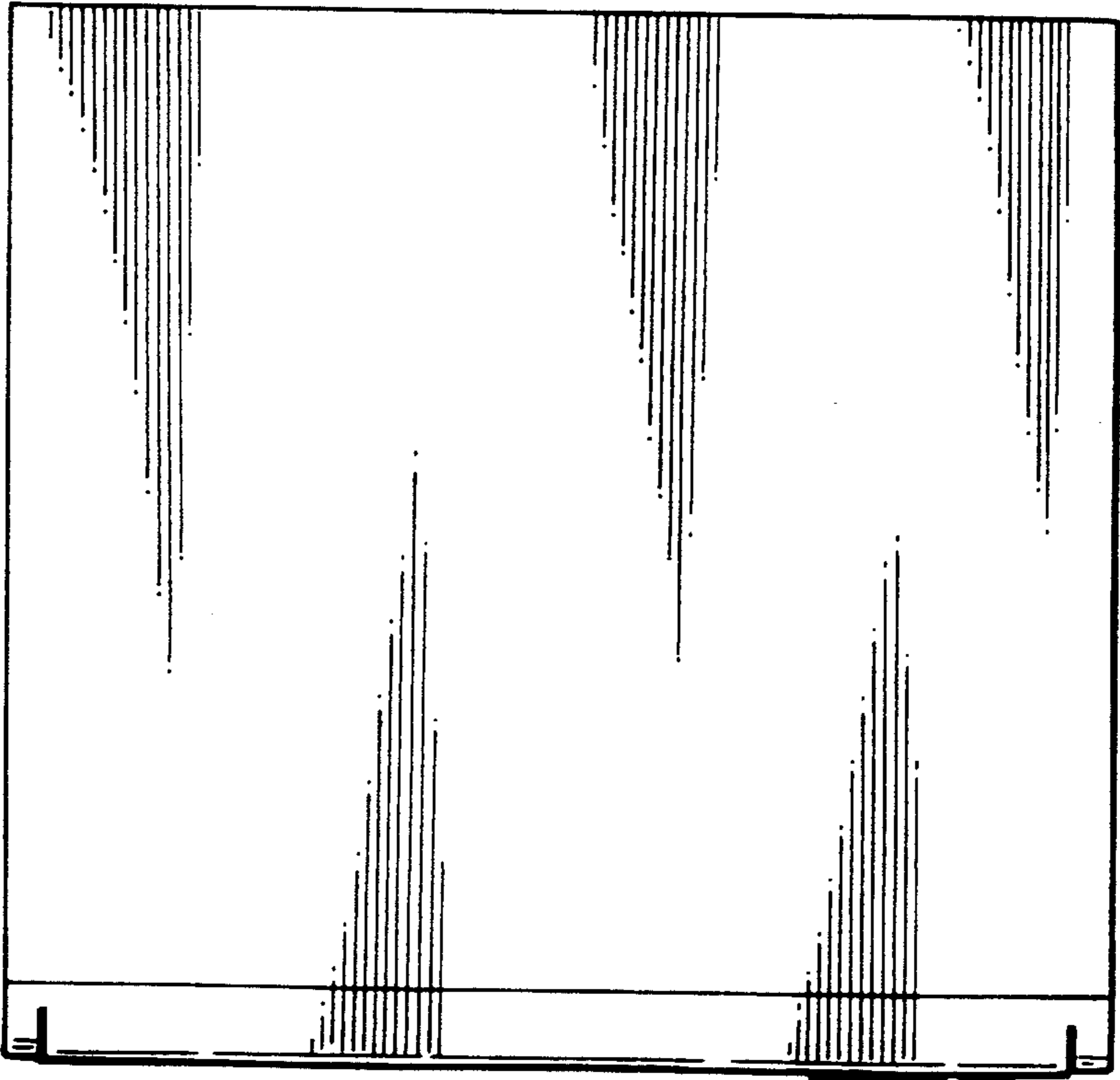


FIG. 4

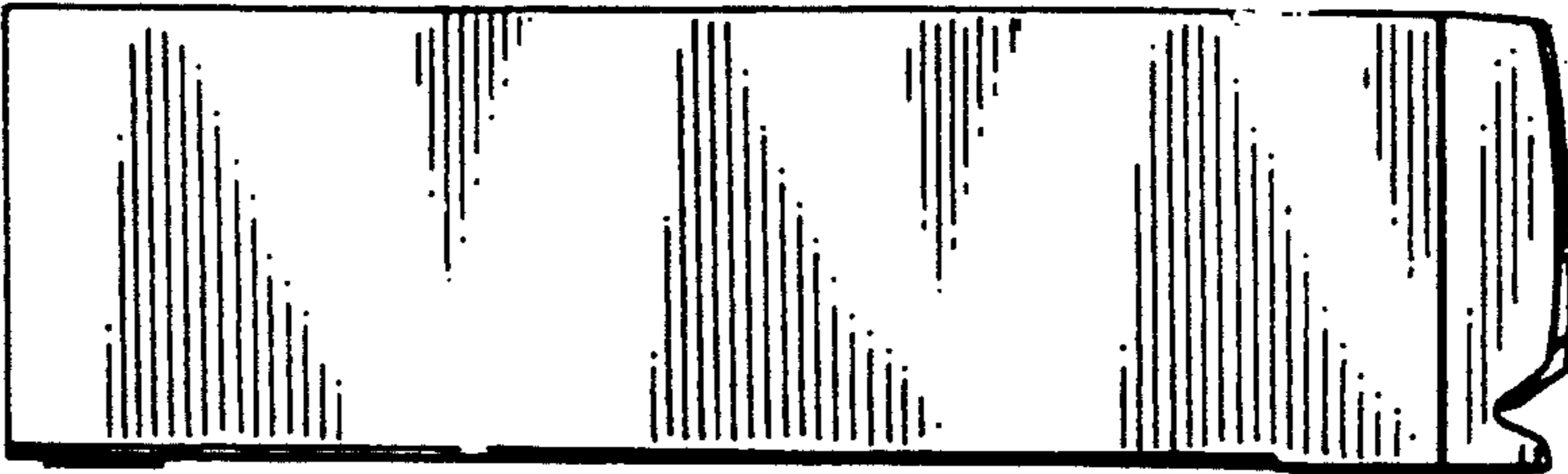


FIG. 5

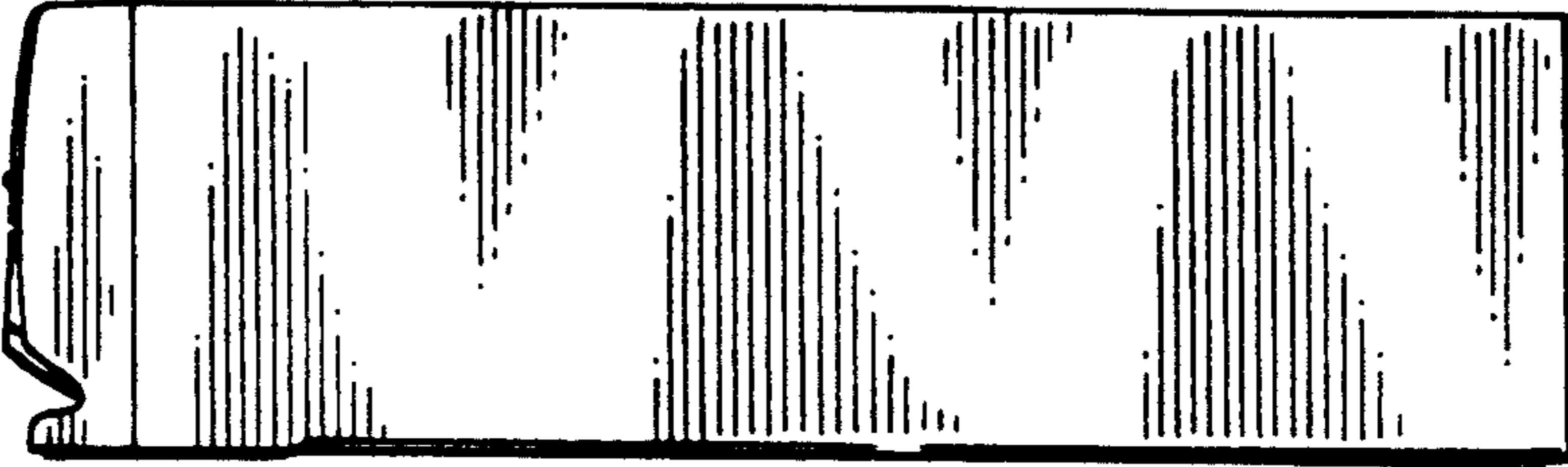


FIG. 6

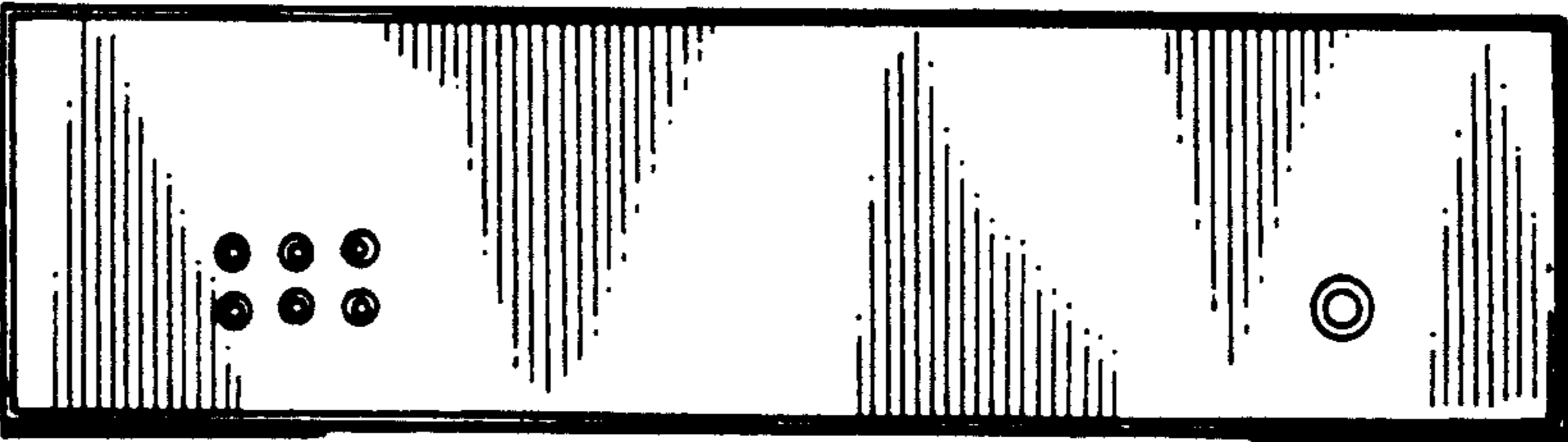


FIG. 7

