



US00D344691S

# United States Patent [19]

[11] Patent Number: **Des. 344,691**

**Kepiro**

[45] Date of Patent: **\*\* Mar. 1, 1994**

[54] **BUCKLE**

[76] Inventor: **Joseph Kepiro**, 810 Waterfront Dr., Lancaster, Pa. 17602

[\*\*] Term: **14 Years**

[21] Appl. No.: **786,920**

[22] Filed: **Oct. 31, 1991**

[52] U.S. Cl. .... **D11/218; D8/383**

[58] Field of Search ..... **D8/383, 394-396, D8/356; 63/1.1, 2, 18; D11/200-218; D19/65**

[56] **References Cited**

**U.S. PATENT DOCUMENTS**

D. 251,545	4/1979	Boden	.....	D8/383
D. 271,376	11/1983	Barody	.....	D8/396
D. 308,282	6/1990	Bergman et al.	.....	D8/383
D. 310,166	8/1990	Fildan	.....	D8/383
D. 310,185	8/1990	Tick	.....	D8/394
D. 312,207	11/1990	Bateman	.....	D8/383
D. 318,295	7/1991	Sze	.....	D19/65

**OTHER PUBLICATIONS**

Fastex from Luggage & Travelware Apr. 1992 p. 5 lower right of page.

*Primary Examiner*—A. Hugo Word

*Assistant Examiner*—R. Seifert

[57] **CLAIM**

The ornamental design for a buckle, as shown and described.

**DESCRIPTION**

FIG. 1 is an end elevation view of a buckle showing my new design, the opposite side being identical;

FIG. 2 is a side elevation directly opposite the set screw;

FIG. 3 is a side elevation looking directly into the slot;

FIG. 4 is a side elevation directly facing the set screw;

FIG. 5 is a perspective view from between the slot and the set screw; and,

FIG. 6 is a sectional view taken along the line 6—6 of FIG. 2.

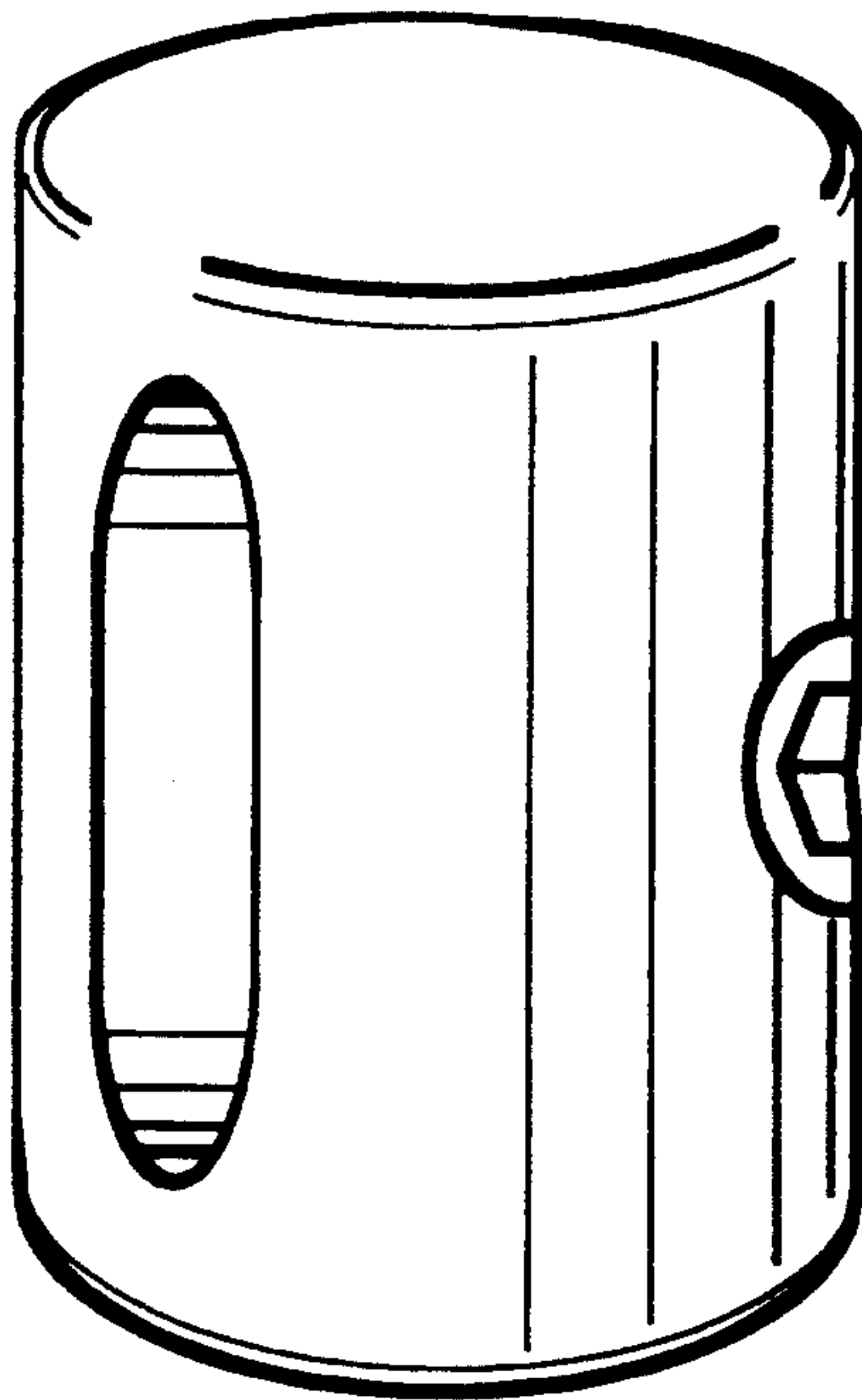


Fig. 1




Fig. 2

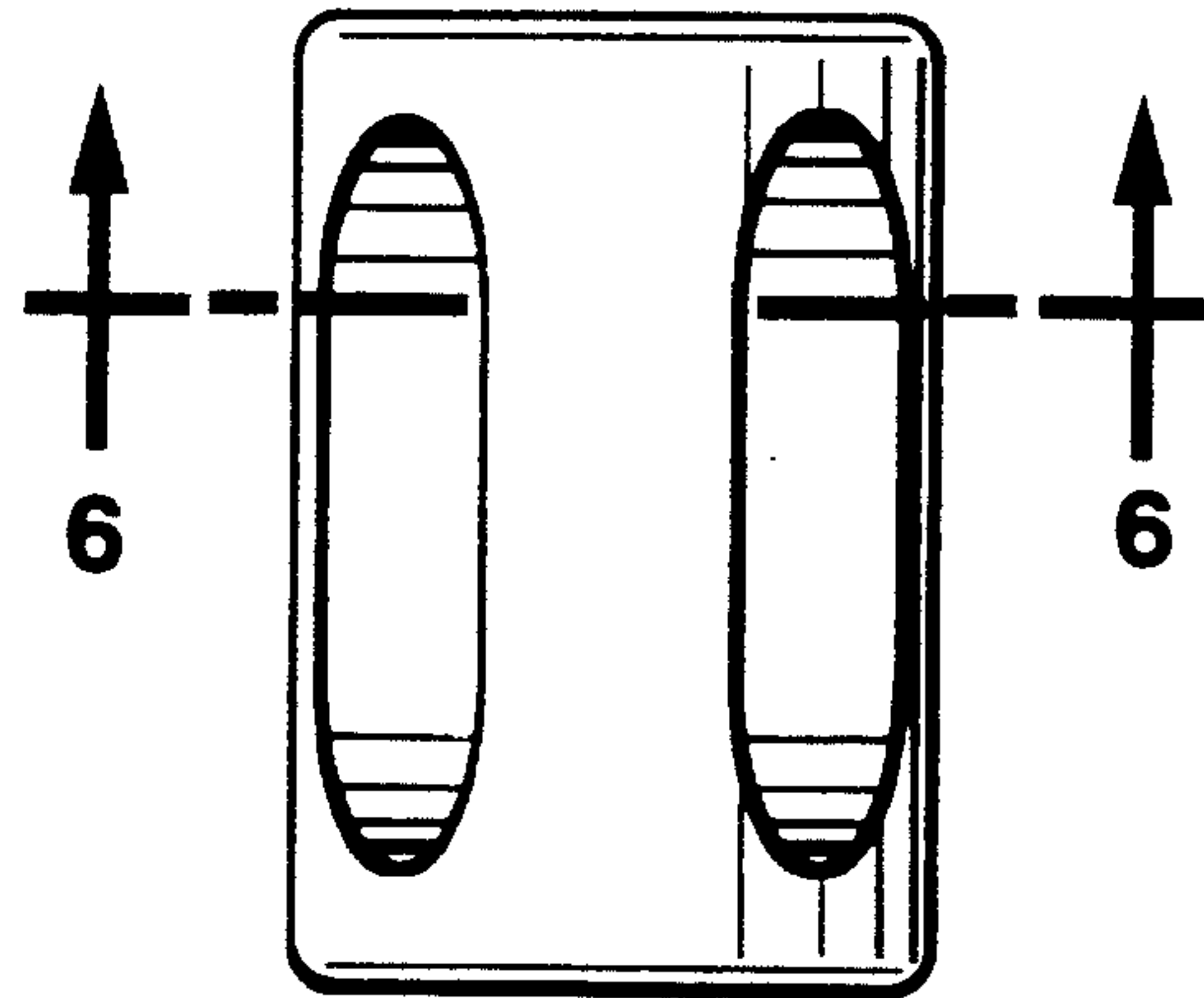


Fig. 3




Fig. 4

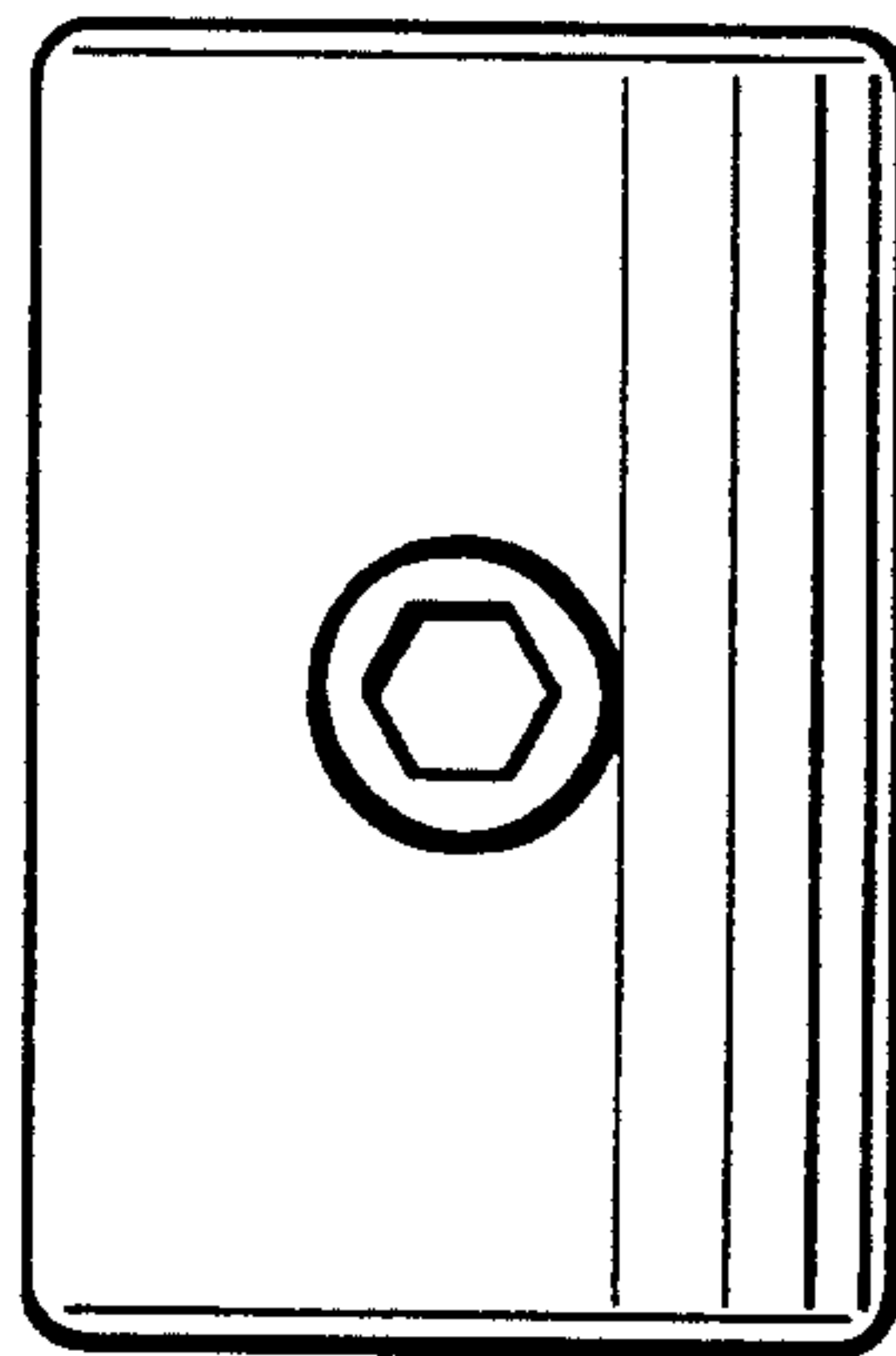


Fig. 5

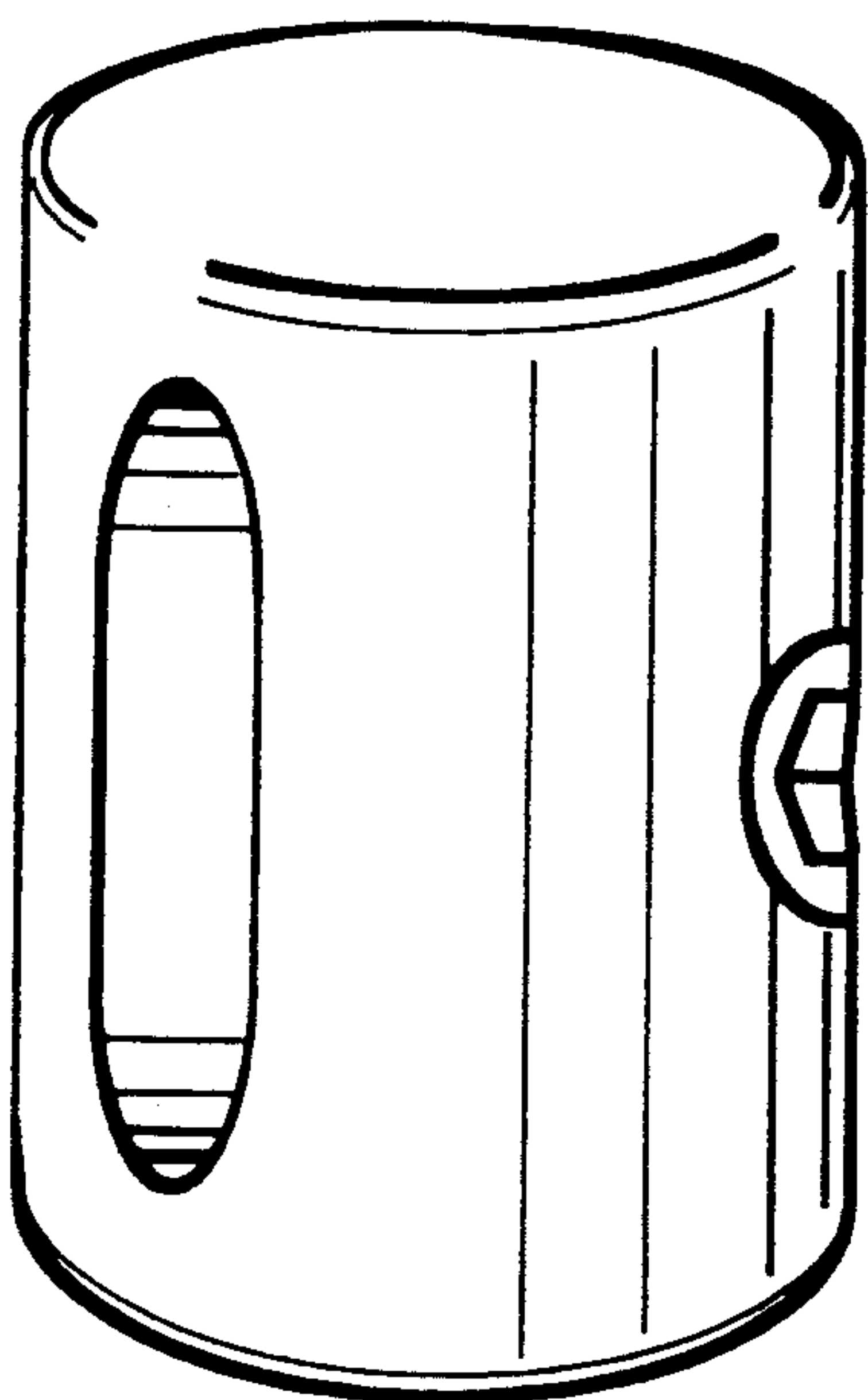


Fig. 6

