



US00D344681S

# United States Patent [19]

[11] Patent Number: **Des. 344,681**

Nightingale et al.

[45] Date of Patent: **\*\* Mar. 1, 1994**

[54] **HEAD ASSEMBLY FOR A SWITCHABLE ELECTRICAL TEST PROBE**

[56] **References Cited**

### U.S. PATENT DOCUMENTS

4,139,817	2/1979	Boer et al.	324/72.5
5,061,892	10/1991	O'Hara et al.	439/482 X
5,233,290	8/1993	Swart	324/72.5

[75] Inventors: **Mark W. Nightingale**, Washougal, Wash.; **Jonathan E. Myers**, Aloha, Oreg.

*Primary Examiner*—Alan P. Douglas  
*Assistant Examiner*—Antoine D. Davis  
*Attorney, Agent, or Firm*—William K. Bucher

[73] Assignee: **Tektronix, Inc.**, Wilsonville, Oreg.

[57] **CLAIM**

[\*\*] Term: **14 Years**

The ornamental design for a head assembly for a switchable electrical test probe, as shown and described.

[21] Appl. No.: **864,809**

### DESCRIPTION

[22] Filed: **Apr. 7, 1992**


FIG. 1 is a perspective view of a head assembly for a switchable electrical test probe showing our new design;  
 FIG. 2 is a left side elevation view thereof, the right side being a mirror image;  
 FIG. 3 is a left side elevational view, the right side elevational view being a mirror image;  
 FIG. 4 is a front elevational view, the rear elevational view being a mirror image thereof;  
 FIG. 5 is a rear elevation view thereof; and,  
 FIG. 6 is a front elevation view thereof.

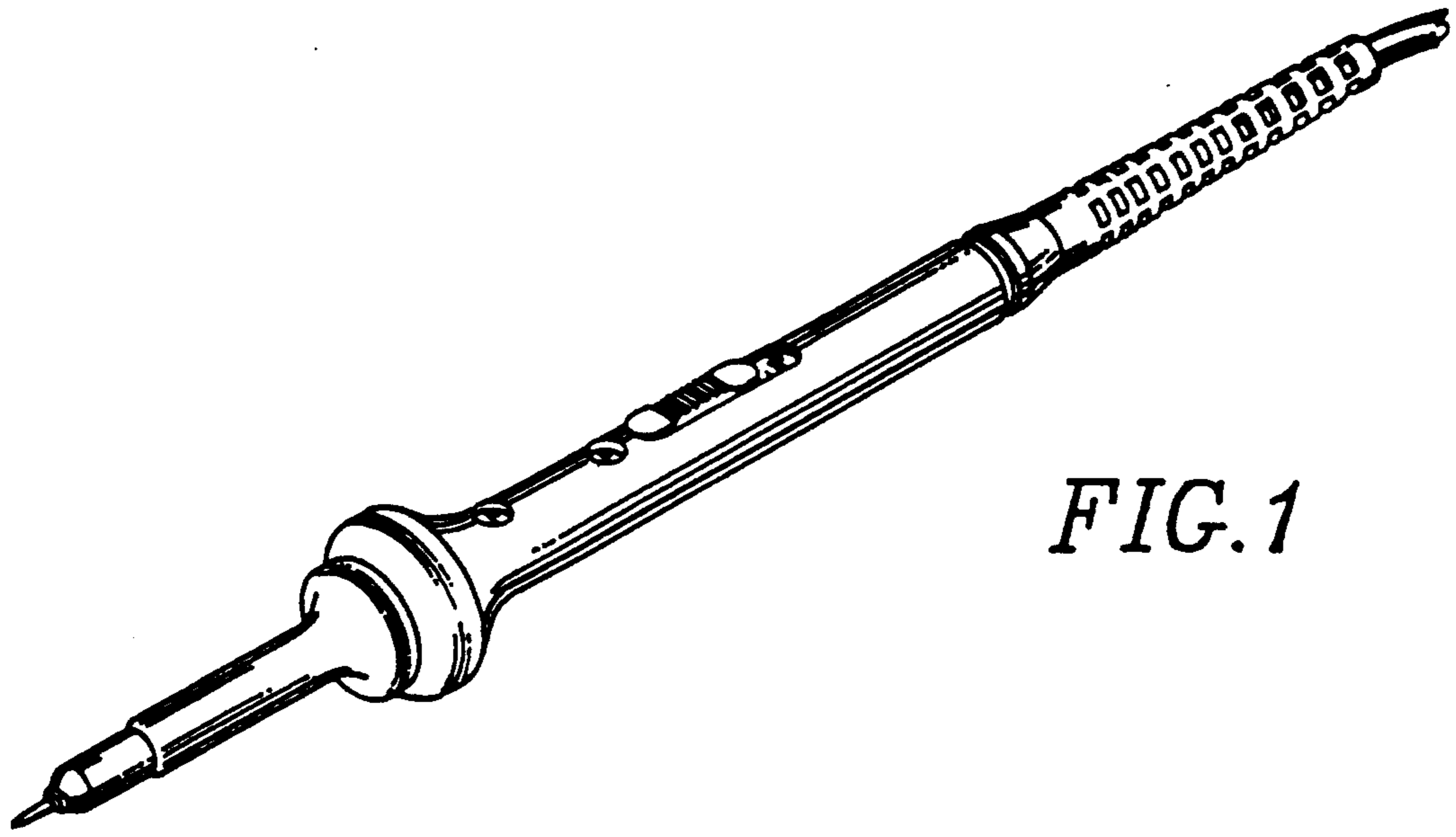
### Related U.S. Application Data

[63] Continuation-in-part of Ser. No. 538,941, Jun. 13, 1990, Pat. No. Des. 334,147.

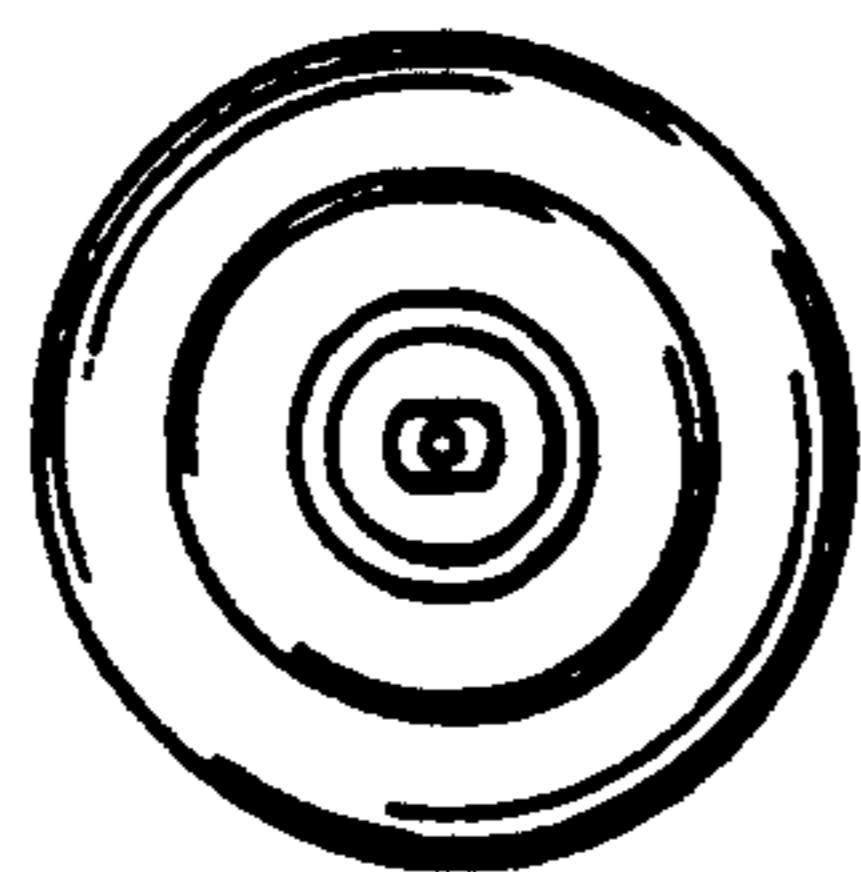
[52] U.S. Cl. .... **D10/78; D10/80**

[58] Field of Search ..... 200/252, 11 G; 439/43, 439/189; 324/72.5, 158 P, 158 F; D10/80






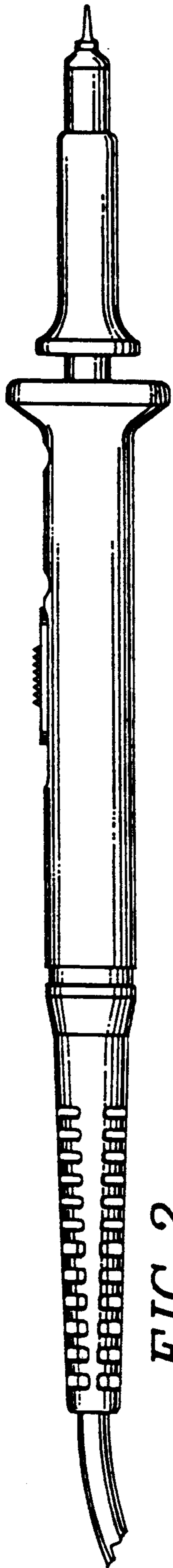
*FIG. 1*



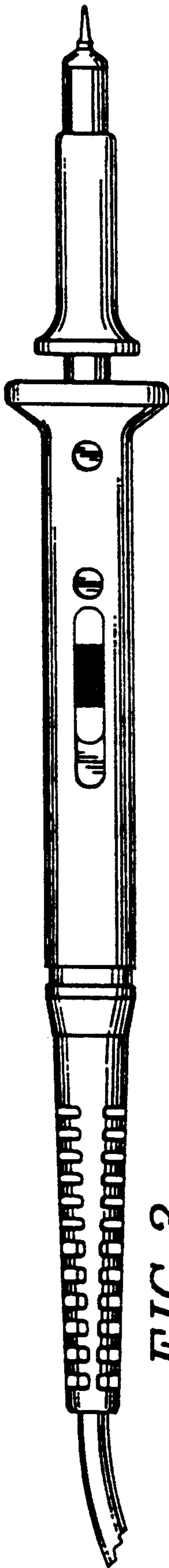
*FIG. 6*




*FIG. 5*



*FIG. 2*



*FIG. 3*



*FIG. 4*