



US00D344675S

**United States Patent** [19]  
**Jacobson**

[11] **Patent Number: Des. 344,675**

[45] **Date of Patent: \*\* Mar. 1, 1994**

[54] **TAMPER RESISTANT POUCH**  
[76] **Inventor: Arthur F. Jacobson, 1414 Jacobson Dr., Waukegan, Ill. 60085-7408**  
[\*\*] **Term: 14 Years**  
[21] **Appl. No.: 694,843**  
[22] **Filed: May 2, 1991**  
[52] **U.S. Cl. .... D9/415**  
[58] **Field of Search .... D9/305, 306, 415, 418, D9/414; 206/461-471, 806, 5, 484; 383/3, 5, 9, 210**

4,186,786 2/1980 Kirkpatrick ..... D9/305 X  
4,353,461 10/1982 Liang ..... 206/461 X  
4,549,658 10/1985 Sfikas ..... 206/806 X  
4,781,297 11/1988 Abrahamsson et al. .... 206/461 X

*Primary Examiner*—Prabhakar G. Deshmukh  
*Attorney, Agent, or Firm*—Gardner, Carton & Douglas

[57] **CLAIM**  
The ornamental design for the tamper resistant pouch as shown and described.

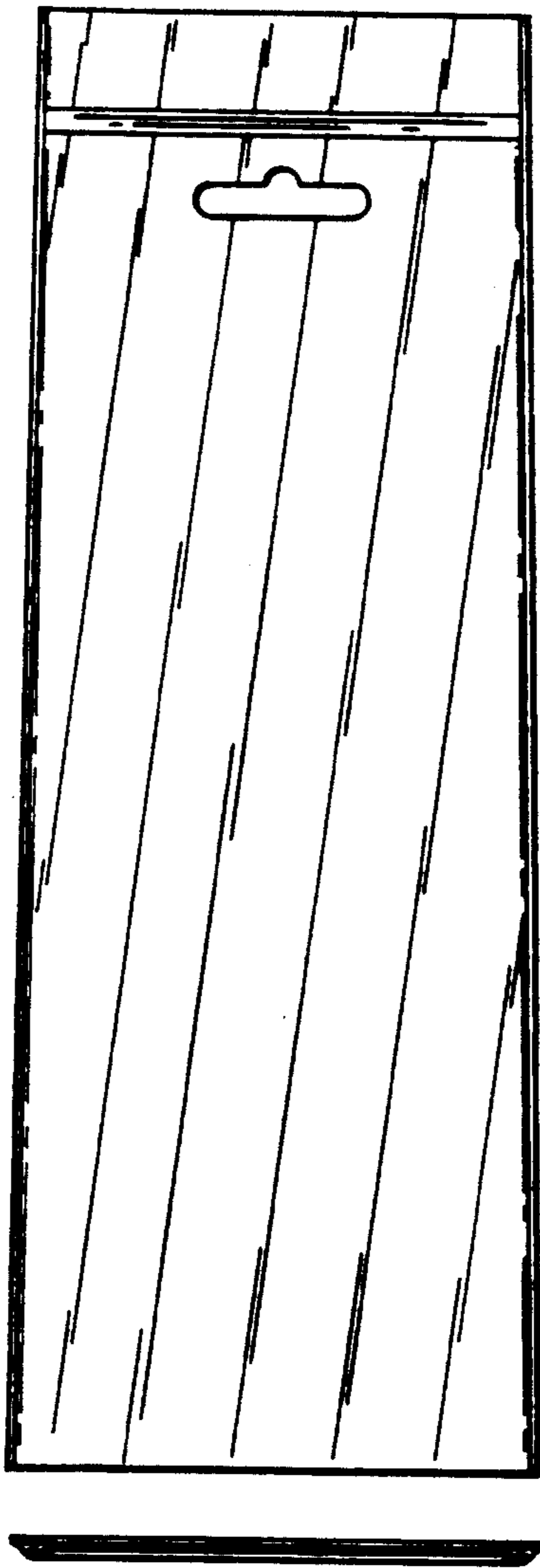
**DESCRIPTION**

FIG. 1 is a front elevational view of a tamper resistant pouch showing my new design;  
FIG. 2 is a right side elevational view thereof; the left side elevational view being a mirror image thereof;  
FIG. 3 is a rear elevational view thereof;  
FIG. 4 is a bottom plan view thereof;  
FIG. 5 is a top plan view thereof; and,  
FIG. 6 is an enlarged scale fragmentary sectional view taken along line 6—6 of FIG. 3.

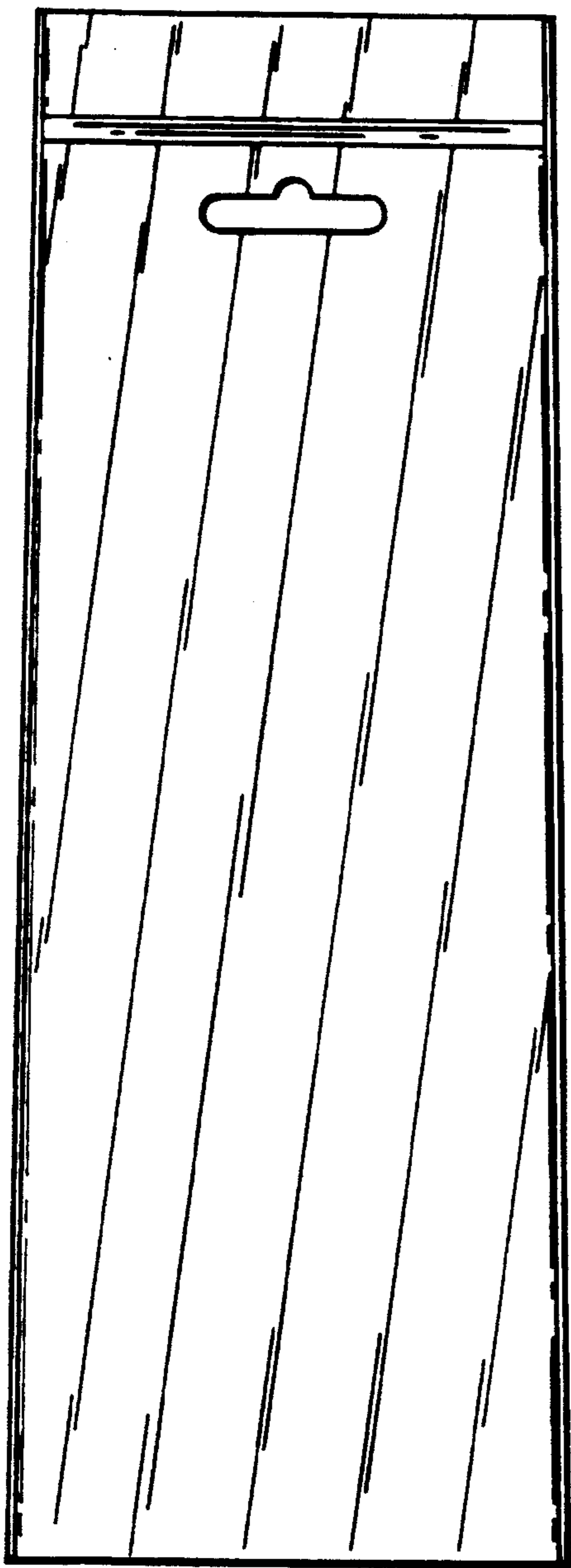
[56] **References Cited**

**U.S. PATENT DOCUMENTS**

D. 297,306 8/1988 King ..... D9/305  
D. 306,555 3/1990 Lane et al. .... D9/305  
D. 311,488 10/1990 Regenscheid ..... D9/415 X  
D. 319,176 8/1991 Sherman ..... D9/305  
3,403,776 10/1968 Denny ..... 286/349




**FIG. 1**



**FIG. 2**




+6



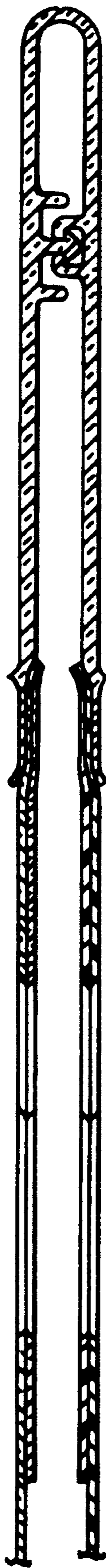
**FIG. 3**



**FIG. 4**



**FIG. 5**



*FIG. 6*