



US00D344666S

United States Patent [19] Breitrick

[11] Patent Number: **Des. 344,666**

[45] Date of Patent: **** Mar. 1, 1994**

[54] **PRY BAR**

[76] Inventor: **Milton R. Breitrick**, 111 Lange Ct.,
Shawano, Wis. 54166

[**] Term: **14 Years**

[21] Appl. No.: **889,306**

[22] Filed: **May 28, 1992**

[52] U.S. Cl. **D8/89**

[58] Field of Search D8/14, 88, 89; 254/25;
7/166; D11/160; D20/32; D21/72, 215

D. 274,448 6/1984 Turza et al. D21/215
D. 285,715 9/1986 Brantingham D21/72
1,241,179 9/1917 White D8/89
1,359,777 11/1920 Wright D8/89

Primary Examiner—Bernard Ansher
Assistant Examiner—Philip Hyder
Attorney, Agent, or Firm—S. Michael Bender

[57] **CLAIM**

The ornamental design for a pry bar, as shown and described.

DESCRIPTION

FIG. 1 is a front elevational view of a pry bar showing my new design;
FIG. 2 is a rear elevational view thereof;
FIG. 3 is a left side elevational view thereof;
FIG. 4 is a right side elevational view thereof;
FIG. 5 is a top plan view thereof;
FIG. 6 is a bottom plan view thereof; and,
FIG. 7 is a top left perspective view thereof.

[56] **References Cited**

U.S. PATENT DOCUMENTS

D. 54,308 12/1919 Dencker D8/89
D. 55,792 7/1920 Hudgins D8/89
D. 202,687 10/1965 Estwing D8/89
D. 220,900 6/1971 Ziaylek, Jr. D8/89
D. 222,155 10/1971 Phares D21/215
D. 241,308 9/1976 Hoskins D11/160



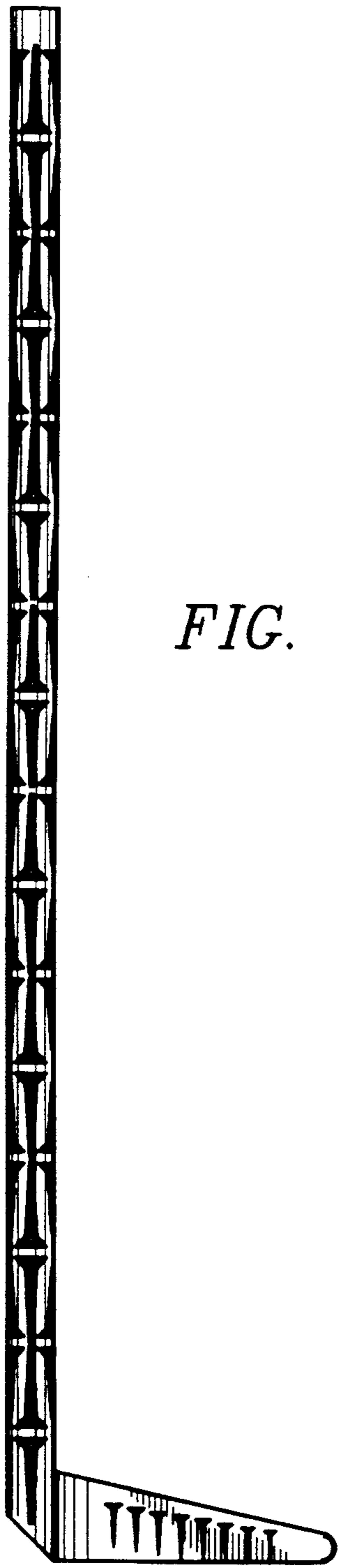


FIG. 1

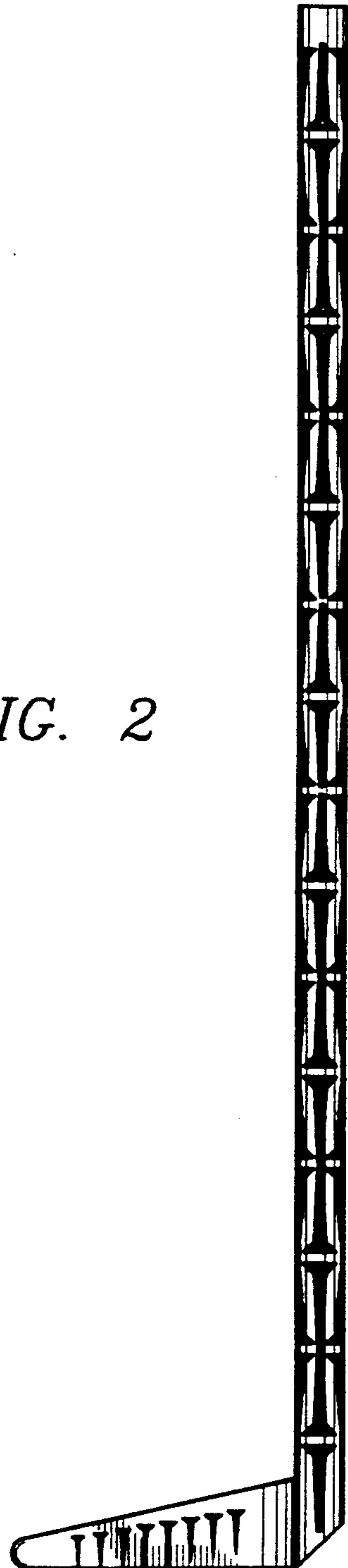


FIG. 2

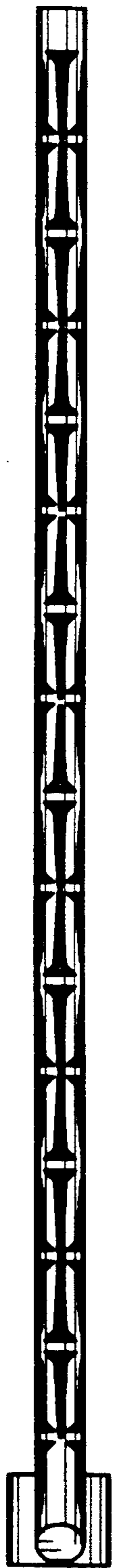


FIG. 3

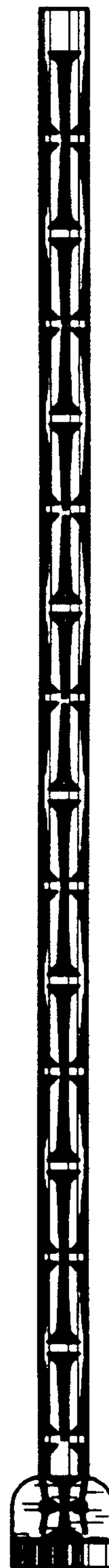


FIG. 4

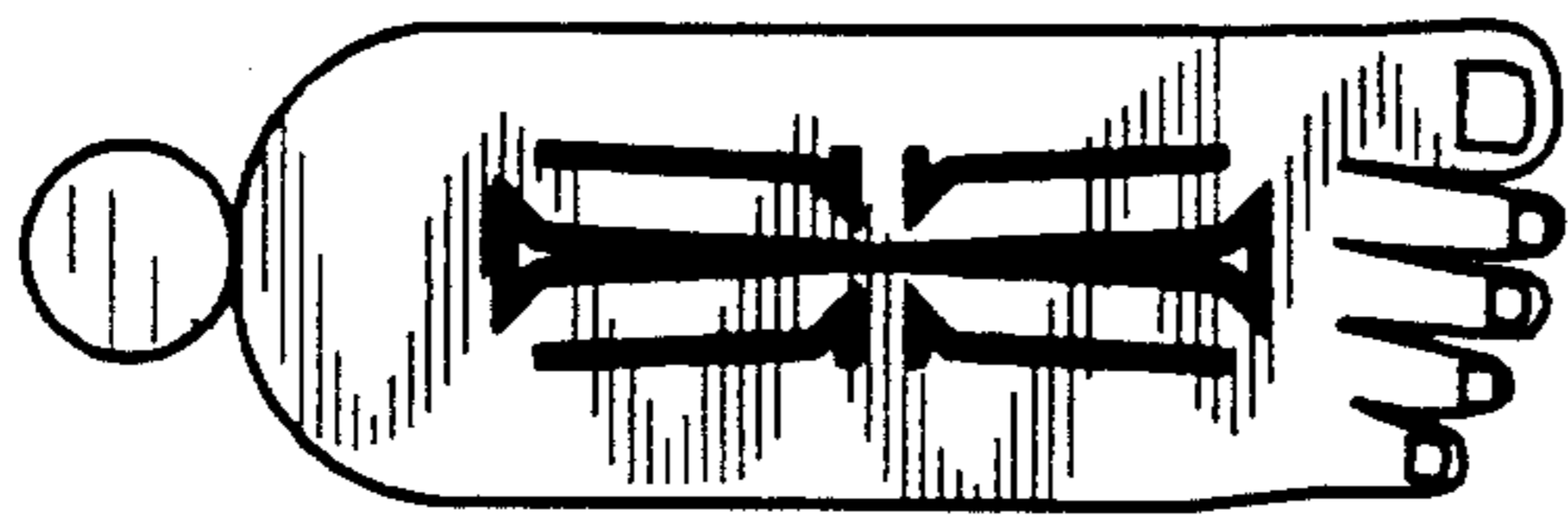


FIG. 5

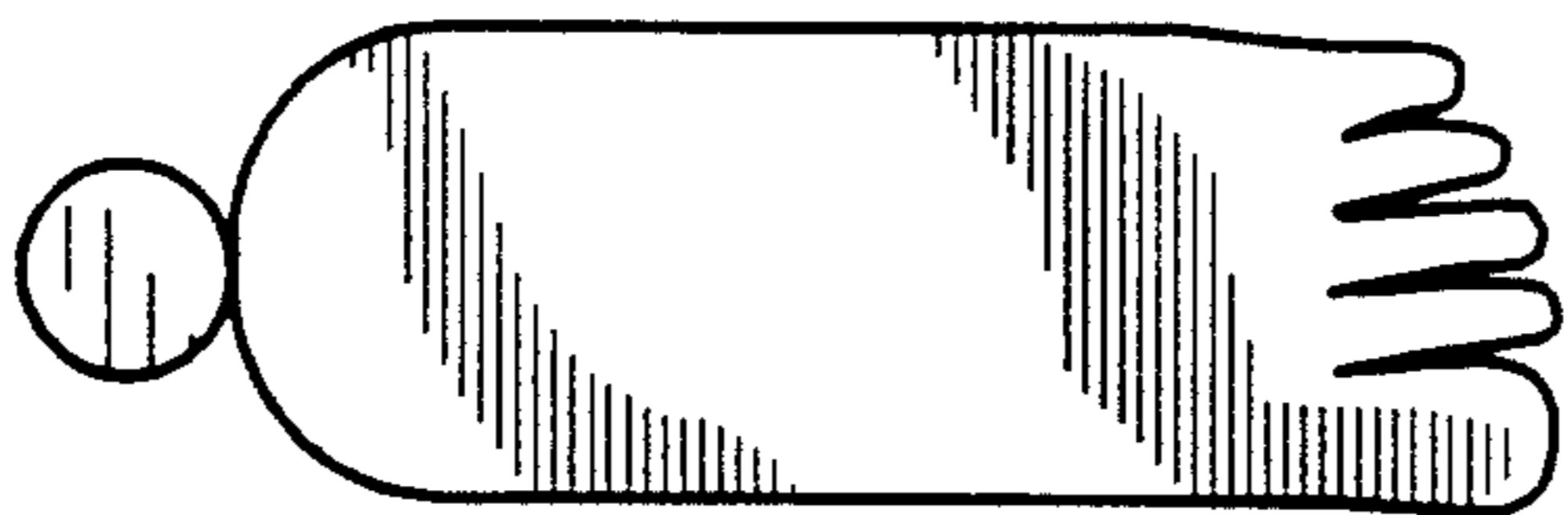


FIG. 6

FIG. 7

