



US00D344661S

# United States Patent [19] Schuele

[11] Patent Number: **Des. 344,661**

[45] Date of Patent: **\*\* Mar. 1, 1994**

[54] **RAKE**  
[75] Inventor: **Otto H. Schuele, Ontario, Canada**  
[73] Assignee: **Otoco Corporation, Barrie, Canada**  
[\*\*] Term: **14 Years**  
[21] Appl. No.: **880,982**  
[22] Filed: **May 11, 1992**

3,193,999 7/1965 Hester ..... 56/400.16  
3,264,809 8/1966 Jackson ..... 56/400.12  
3,299,545 1/1967 Husted .  
3,413,790 12/1968 Eads et al. .  
3,735,574 5/1973 Heckner ..... 56/400.16  
3,739,562 6/1973 McNamara .

[30] **Foreign Application Priority Data**

Nov. 10, 1991 [DE] Fed. Rep. of  
Germany ..... G91-14-055.2

[52] U.S. Cl. .... **D8/13**

[58] Field of Search ..... D8/13; 56/400.01, 400.16,  
56/400.12

**OTHER PUBLICATIONS**

Domus, Sep. 1988, p. 697, rake, item a located in center of page.

Smith and Hawken, Jun. 1, 1984, p. 17, rake, item A located in center of page.

Brookstone, Aug. 17, 1986, p. 13, rake, located in lower left hand corner of page

*Primary Examiner*—Wallace R. Burke  
*Assistant Examiner*—H. Baynham  
*Attorney, Agent, or Firm*—Moss, Barrigar & Oyen

[56] **References Cited**

**U.S. PATENT DOCUMENTS**

- D. 26,246 11/1896 Kohler .
- D. 49,762 10/1916 Doust ..... D8/13 X
- 87,718 3/1969 Skinner .
- D. 306,682 3/1990 Thompson ..... D8/13
- D. 306,962 4/1990 Schuele .
- 481,895 8/1892 Coldwell .
- 691,843 1/1902 Craig .
- 895,847 8/1908 Ditchfield .
- 1,014,250 1/1912 Norman .
- 1,477,302 12/1923 Swartz ..... D8/13
- 1,772,113 8/1930 Rowland .
- 2,065,830 12/1936 Sherman .
- 2,355,840 8/1944 Ales et al. .
- 2,821,834 2/1958 Walker .

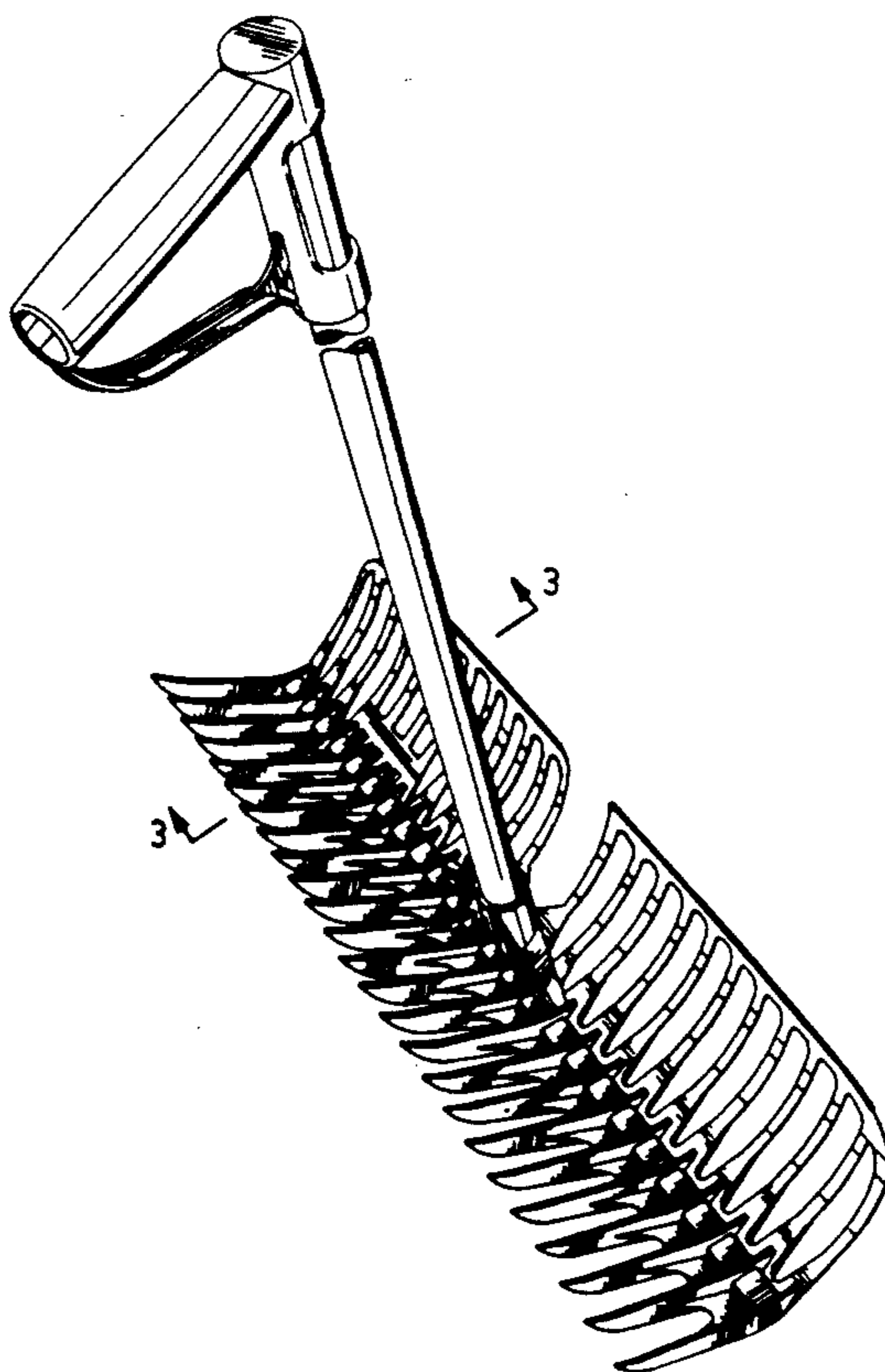
[57] **CLAIM**

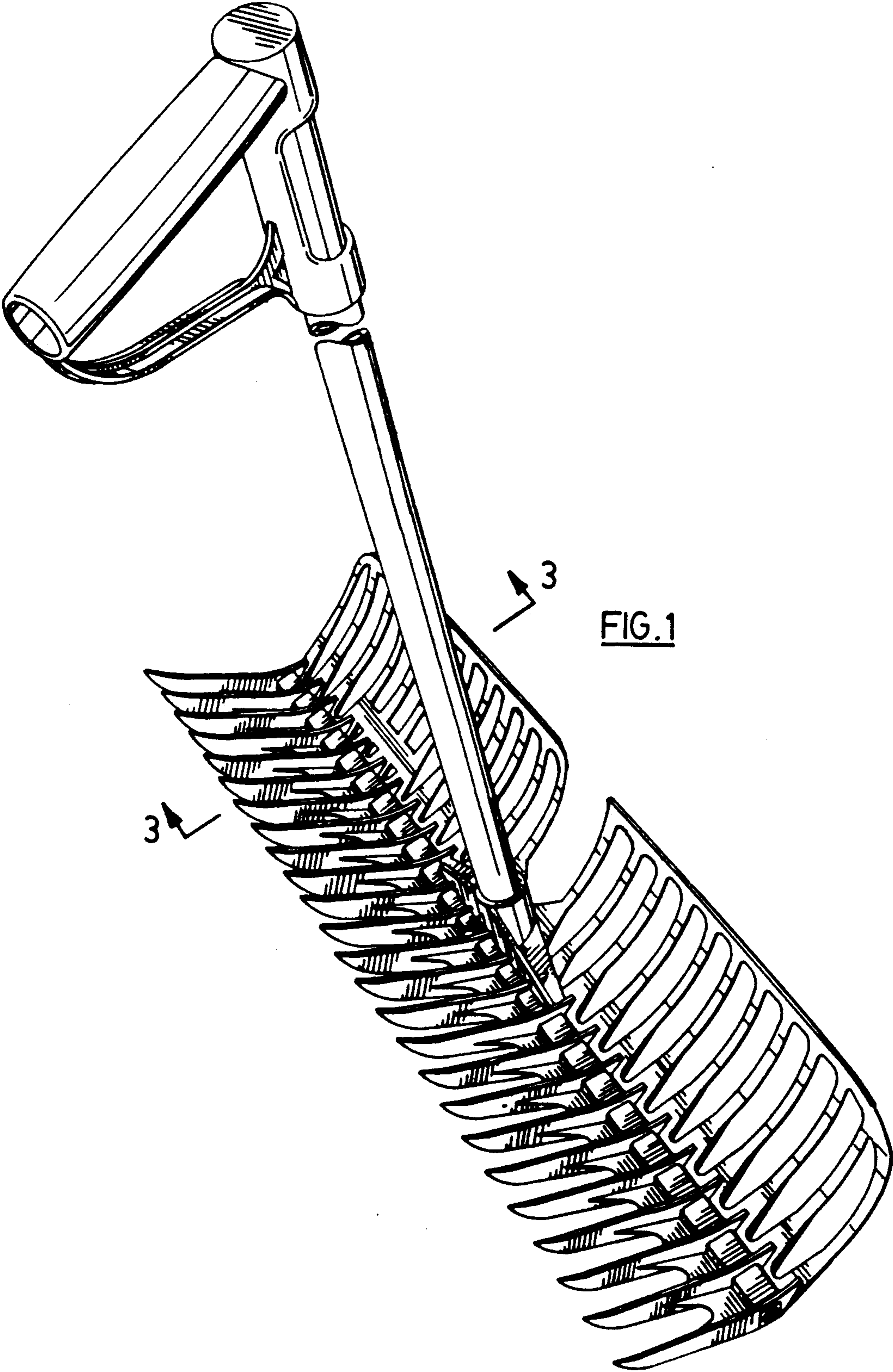
The ornamental design for a rake, as shown and described.

**DESCRIPTION**

FIG. 1 is a perspective view of a rake taken from above and from one side showing my new design, the opposite side being a mirror image of that shown and the handle portion being shown broken away for ease of illustration;

FIG. 2 is a side view thereof; and,  
FIG. 3 is an enlarged fragmentary, perspective view of one end of the rake head taken along lines 3—3 of FIG. 1.





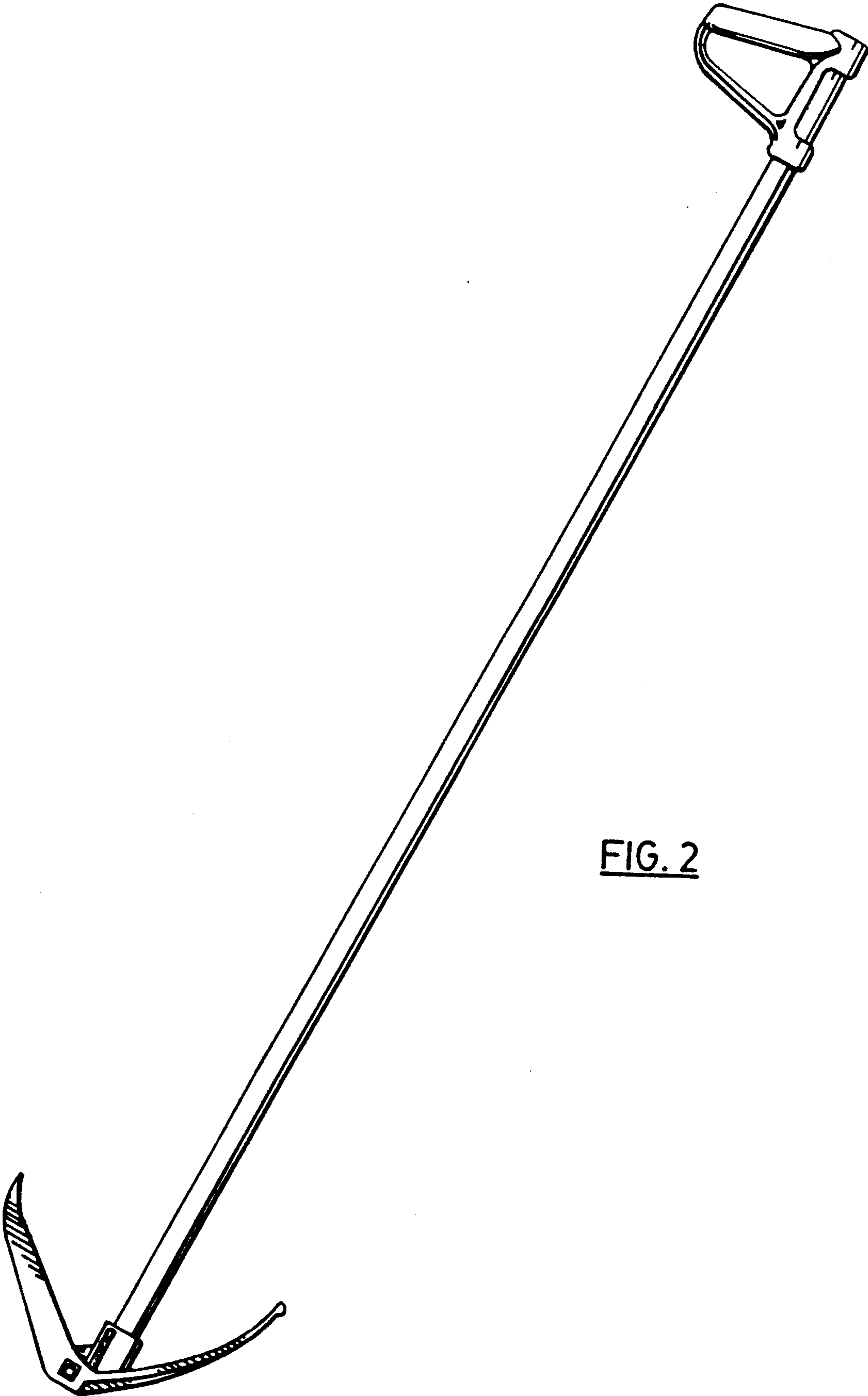


FIG. 2

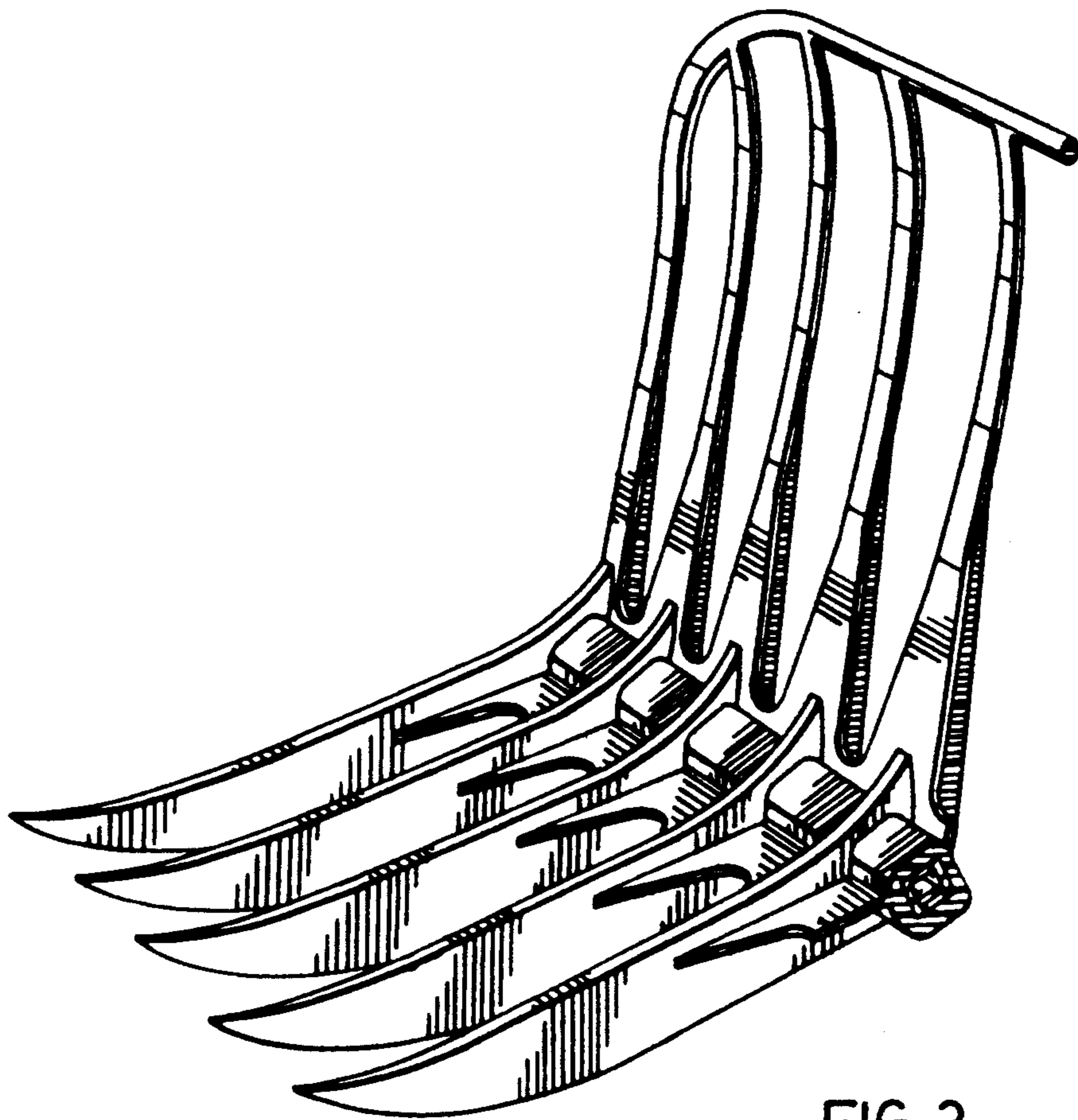


FIG. 3