



US00D344654S

United States Patent [19]
McCrudden

[11] **Patent Number: Des. 344,654**

[45] **Date of Patent: ** Mar. 1, 1994**

[54] **CONCEALED STORAGE CONTAINER**

[76] **Inventor: John P. McCrudden, 188 Lookout La., Willow Grove, Pa. 19090**

[**] **Term: 14 Years**

[21] **Appl. No.: 3,025**

[22] **Filed: Dec. 28, 1992**

[52] **U.S. Cl. D6/513**

[58] **Field of Search D6/512-514, D6/510-511; 206/557; 211/86, 113, 126; 248/317; D7/550; D3/30.1; D9/514; D99/28; D34/311.2, 40, 45, 46**

[56] **References Cited**

U.S. PATENT DOCUMENTS

- D. 264,792 6/1982 Conti D34/40
- D. 280,944 10/1985 Herbert D34/40
- D. 338,595 8/1993 Cafarella et al. D7/550 X
- 2,490,426 12/1949 Gerdeman 248/311.2

Primary Examiner—Brian N. Vinson
Attorney, Agent, or Firm—John W. Logan, Jr.

[57] **CLAIM**

The ornamental design for a concealed storage container, as shown and described.

DESCRIPTION

FIG. 1 is a top, front, and left side perspective view of a concealed storage container showing my new design, the broken-line disclosure of the fragment of a table and hook and loop fastening means being for illustrative purposes only and forming no part of the claimed design;

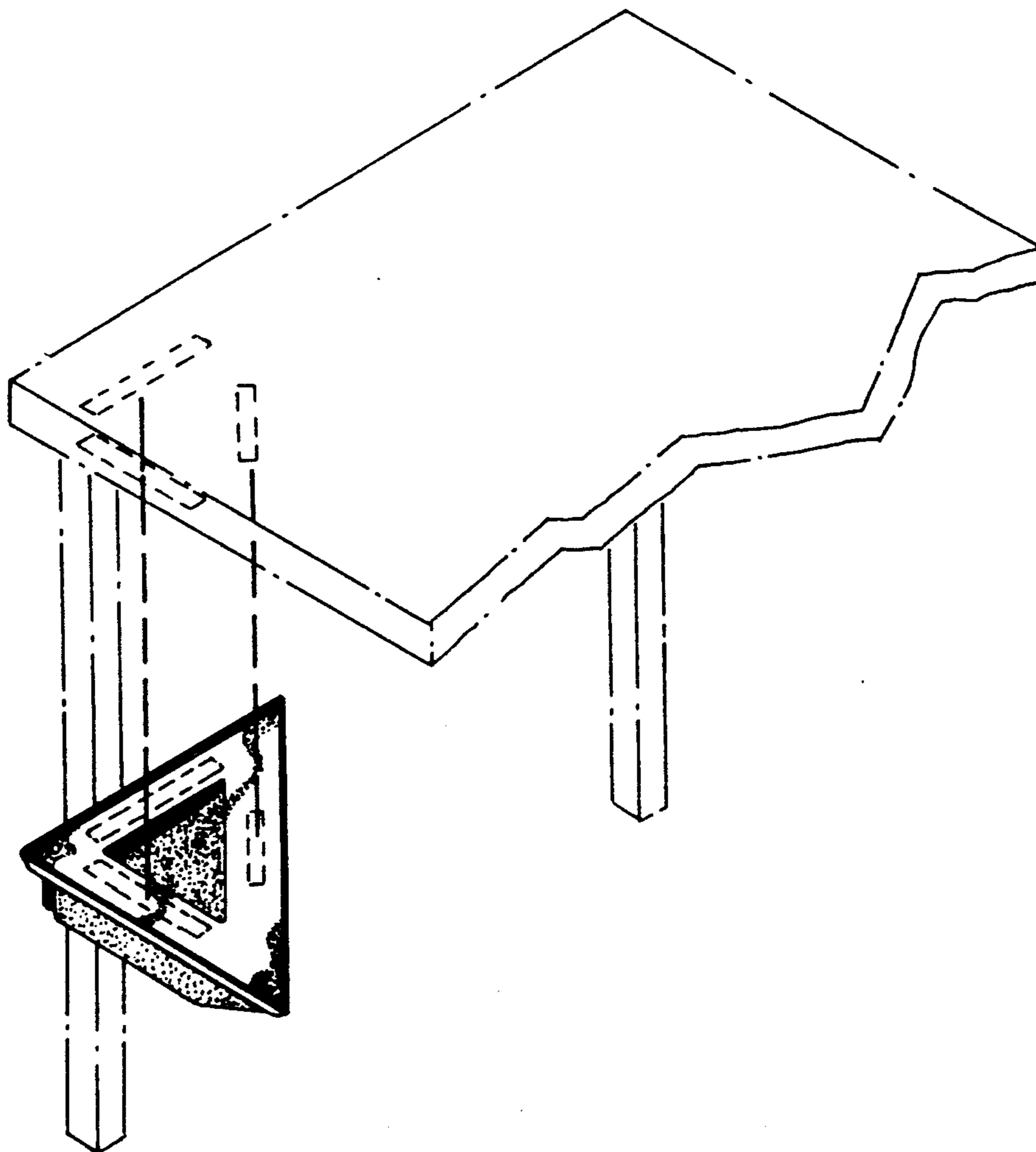
FIG. 3 is an enlarged left side elevational view thereof; FIG. 3 is an enlarged right side elevational view thereof;

FIG. 4 is an enlarged to plan view thereof;

FIG. 5 is an enlarged bottom plan view thereof;

FIG. 6 is an enlarged rear elevational view thereof; and,

FIG. 7 is an enlarged front elevational view thereof.



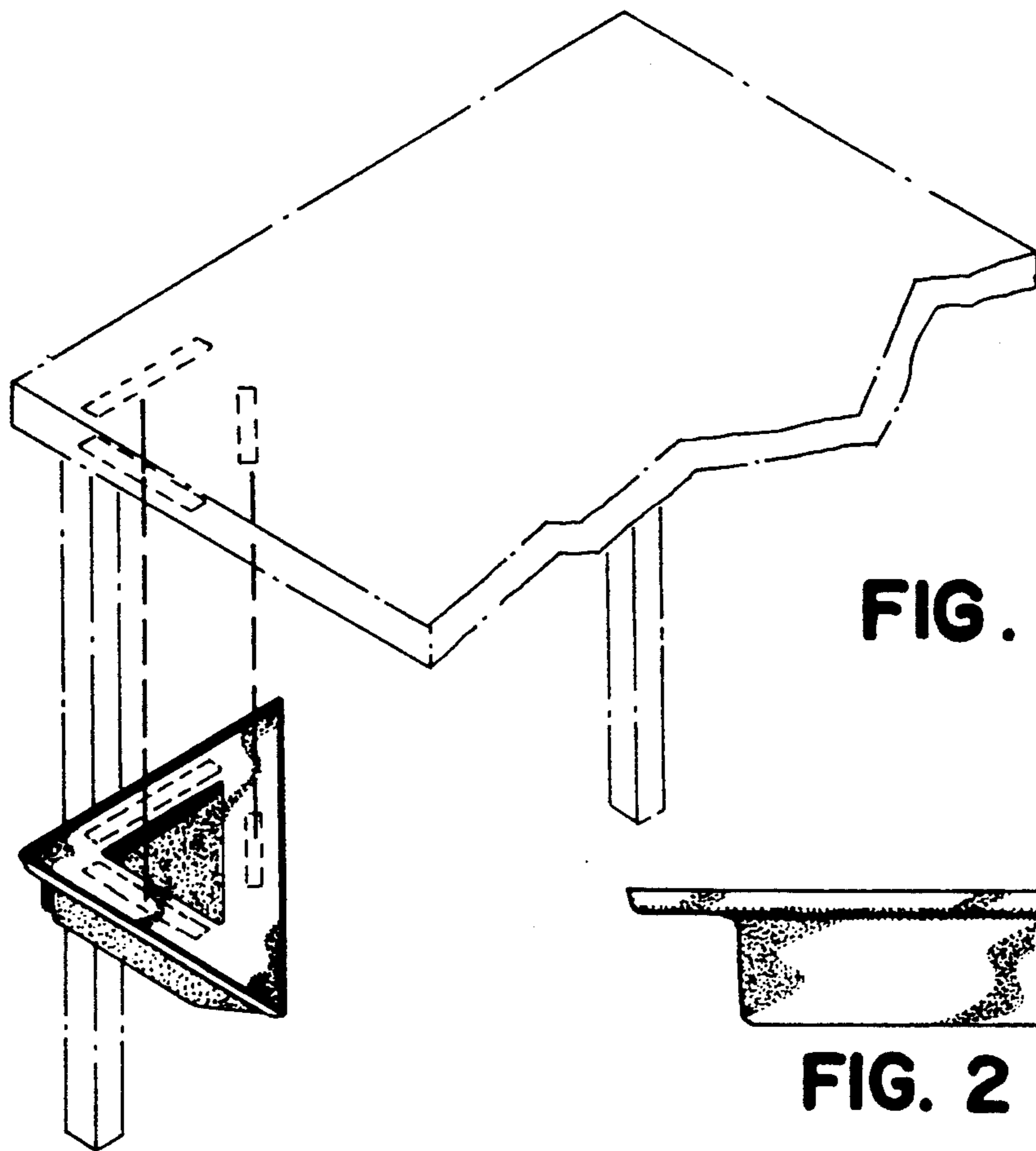


FIG. 1




FIG. 2




FIG. 3

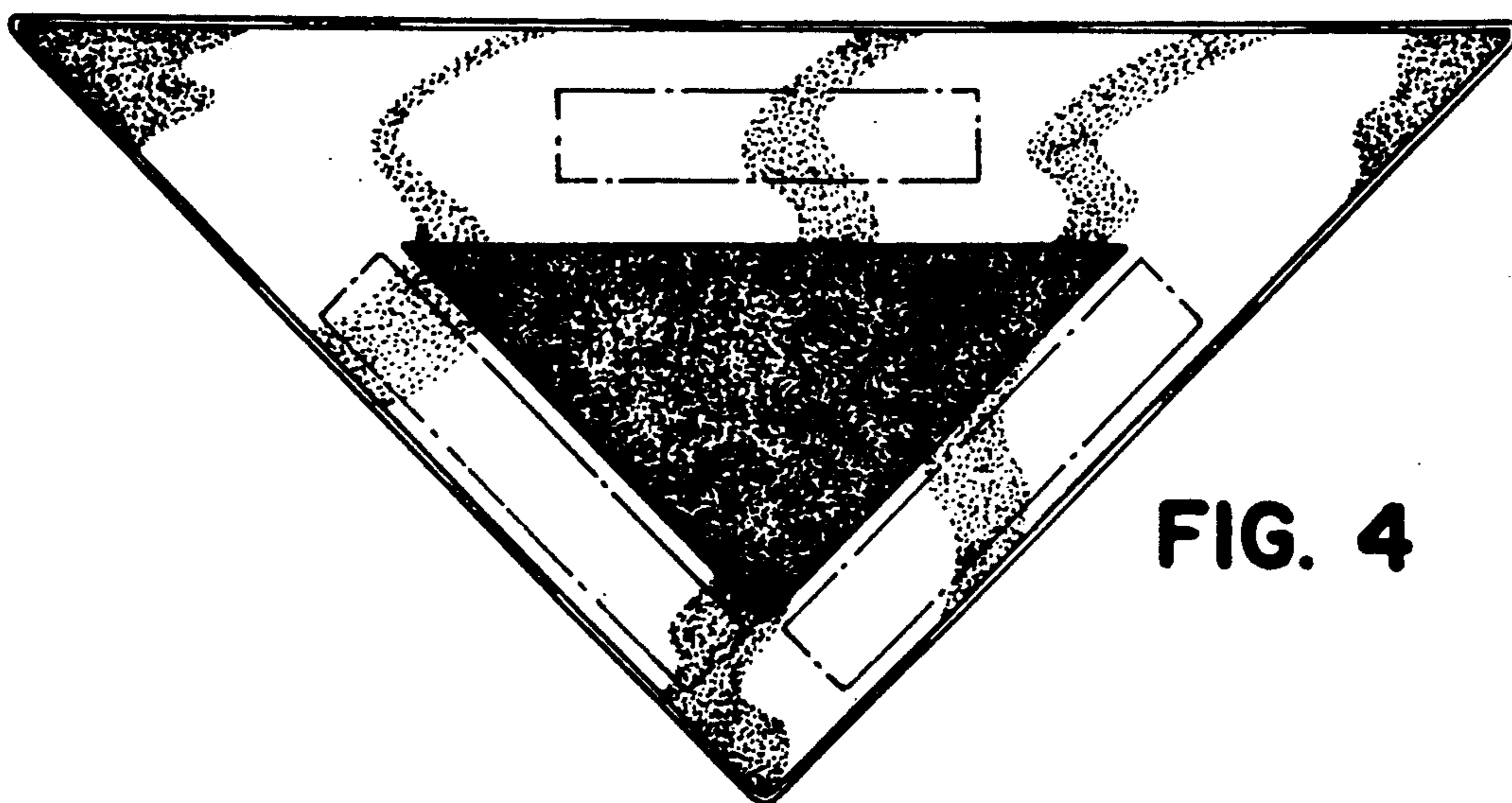


FIG. 4

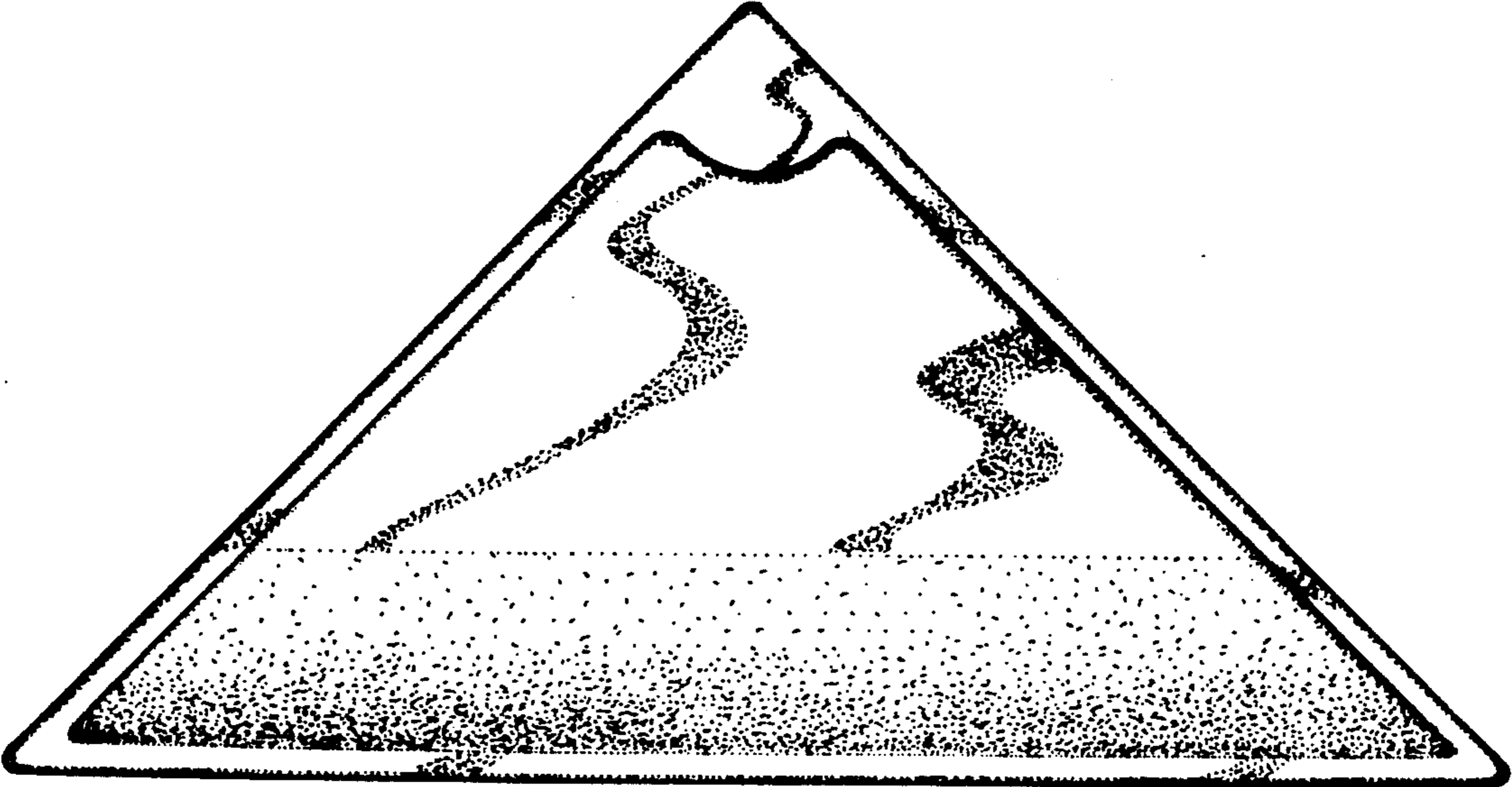


FIG. 5




FIG. 6




FIG. 7

UNITED STATES PATENT AND TRADEMARK OFFICE
CERTIFICATE OF CORRECTION

PATENT NO. : Des. 344,654
DATED : March 1, 1994
INVENTOR(S) : John P. McCrudden

It is certified that error appears in the above-identified patent and that said Letters Patent is hereby corrected as shown below:

Title page, item [57],
In the Description, after the description of FIG. 1,
change "FIG. 3" (the first instance) to -- FIG. 2 --.

Signed and Sealed this
Twenty-eighth Day of June, 1994

Attest:



BRUCE LEHMAN

Attesting Officer

Commissioner of Patents and Trademarks