



US00D344645S

# United States Patent [19]

[11] Patent Number: **Des. 344,645**

Yarbray

[45] Date of Patent: **\*\* Mar. 1, 1994**

[54] **HOLDER FOR GARDEN HOZE NOZZLE**

3,198,465 8/1965 Sutton ..... 248/87  
4,440,370 4/1984 Rood ..... 248/75

[76] Inventor: **Larry W. Yarbray**, 1216 June Dr.,  
Decatur, Ga. 30035

*Primary Examiner*—Carmen H. Vales-Lado  
*Attorney, Agent, or Firm*—James B. Middleton

[\*\*] Term: **14 Years**

[57] **CLAIM**

[21] Appl. No.: **902,296**

The ornamental design for a holder for a garden hose nozzle, as shown and described.

[22] Filed: **Jun. 19, 1992**

[52] U.S. Cl. .... **D6/417; D8/356**

[58] Field of Search ..... **D6/417, 416; D8/356, D8/373; 248/75, 80, 85, 87, 156, 520**

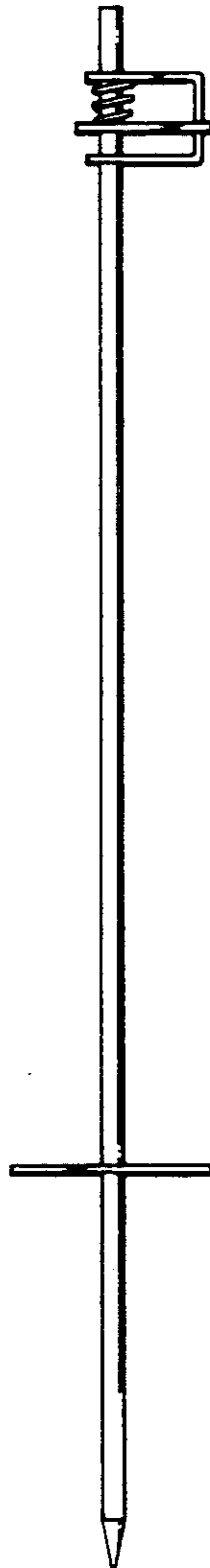
**DESCRIPTION**

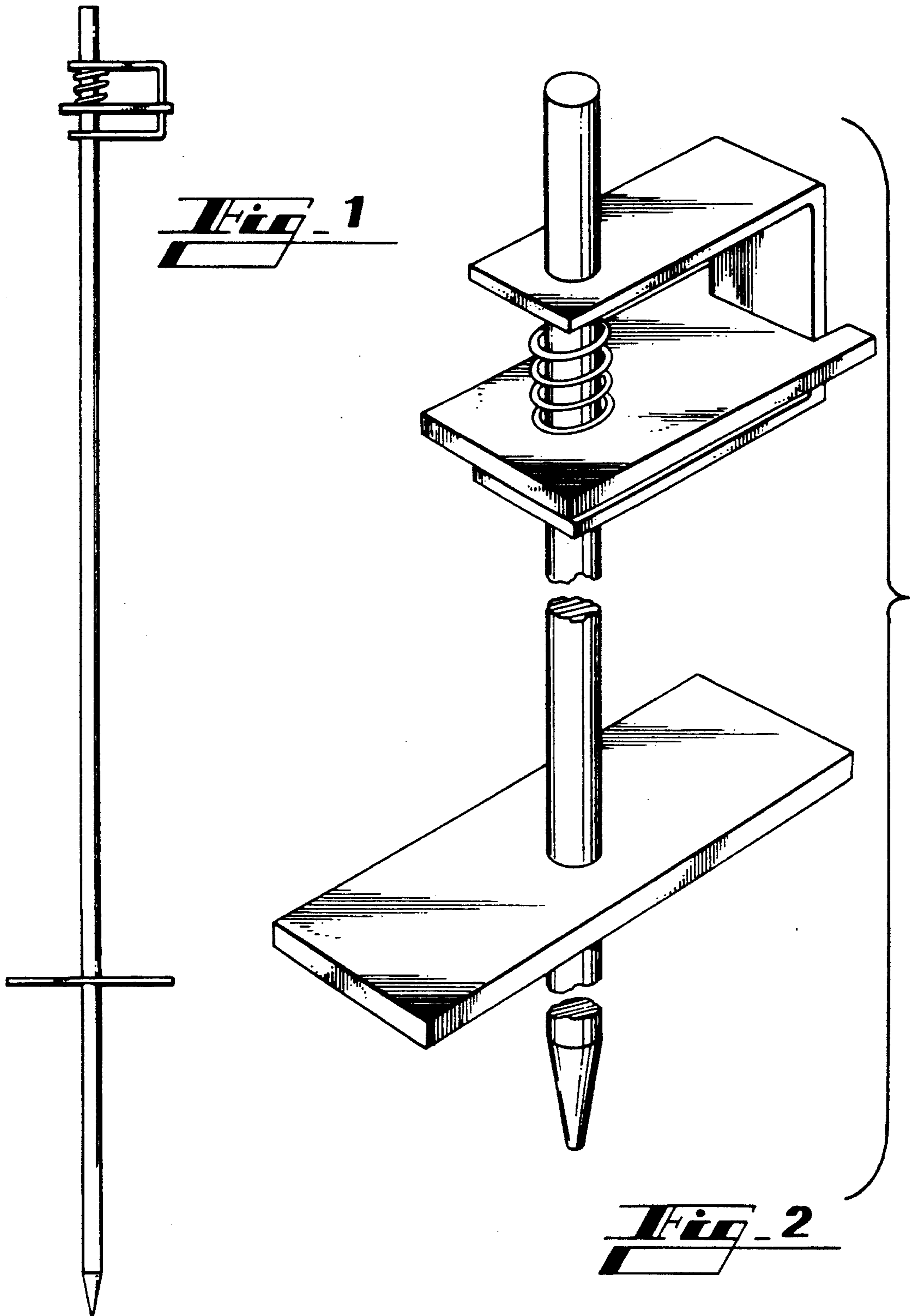
[56] **References Cited**

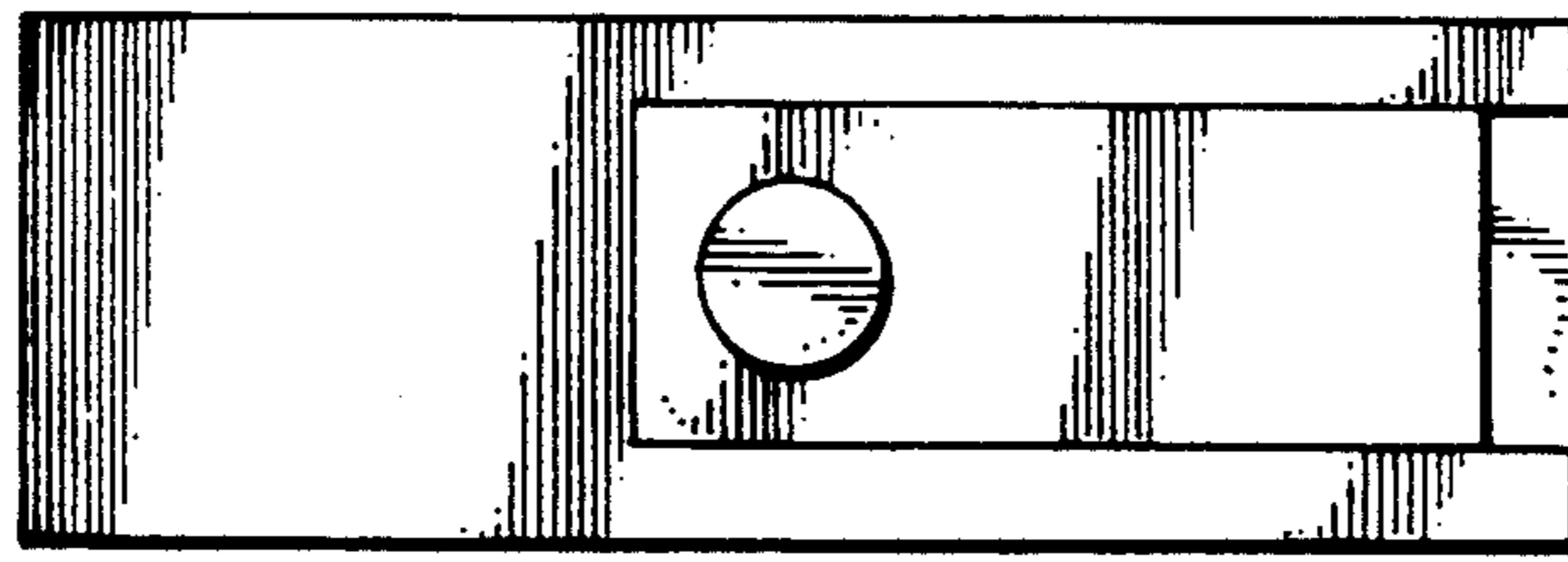
**U.S. PATENT DOCUMENTS**

D. 299,805	2/1989	Pifher	.....	D6/417 X
1,078,817	11/1913	Austin	.....	248/85
2,449,719	9/1948	Rumsey	.....	248/85
2,574,441	11/1951	Stewart	.....	D22/147 X
2,792,257	5/1957	Davis	.....	248/84 X
3,076,557	2/1963	Husted et al.	.....	248/156 X

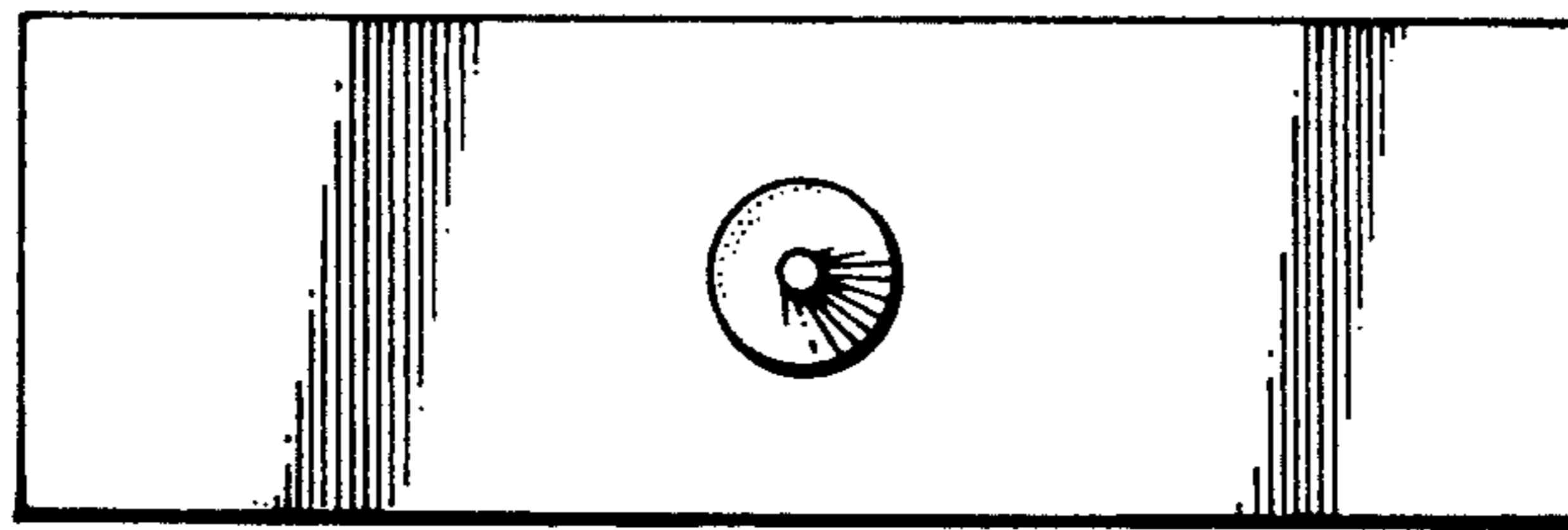
FIG. 1 is a perspective view of a holder for a garden hose nozzle showing my new design;  
FIG. 2 is an enlarged perspective view thereof;  
FIG. 3 is an enlarged right side elevational view thereof;  
FIG. 4 is a left side elevational view thereof;  
FIG. 5 is an enlarged top plan view thereof; and,  
FIG. 6 is an enlarged bottom plan view thereof.  
FIGS. 2-4 are shown broken away for convenience of illustration.



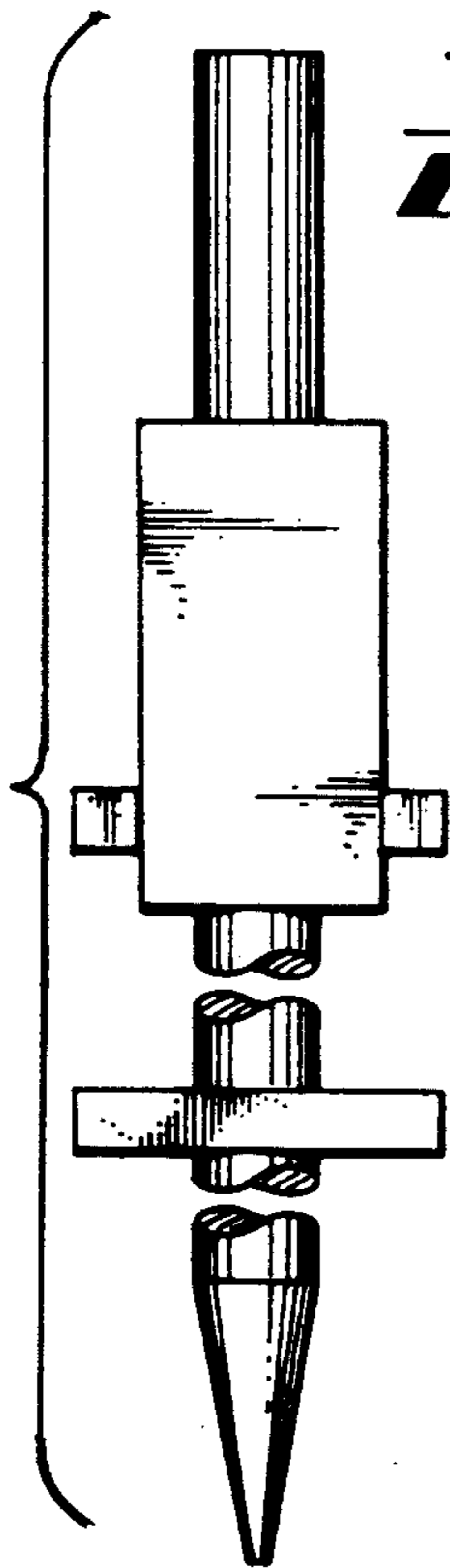




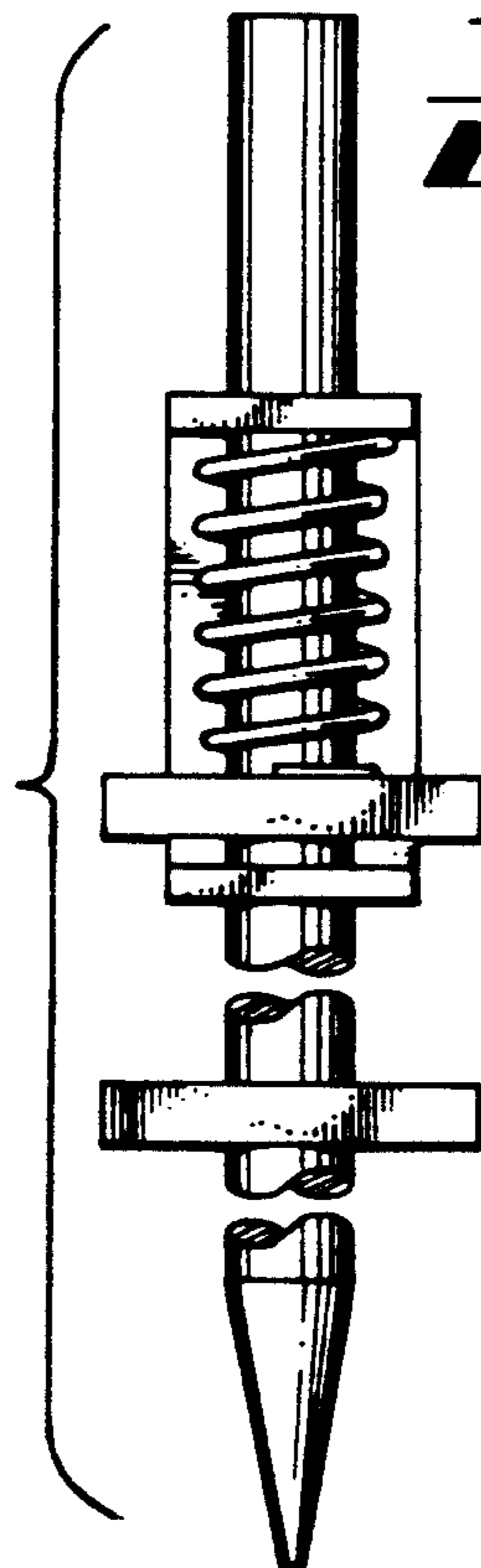
**Fig. 5**



**Fig. 6**



**Fig. 3**



**Fig. 4**