



US00D344620S

United States Patent [19]

Lavell

[11] Patent Number: Des. 344,620

[45] Date of Patent: ** Mar. 1, 1994

[54] CHAPS

[76] Inventor: Timothy E. Lavell, 8909 19th St. W., Rock Island, Ill. 61201

[**] Term: 14 Years

[21] Appl. No.: 862,237

[22] Filed: Mar. 31, 1992

[52] U.S. Cl. D2/742; D2/860

[58] Field of Search D2/4, 6, 10, 11, 28, D2/29, 30, 32, 42, 225; 2/400, 402, 403, 408, 22, 23, 51, 242

5,033,126 7/1991 Wruck et al. 2/242
5,038,408 8/1991 DeBarne 2/23

OTHER PUBLICATIONS

Earnshaw's Review: vol. 69; Jul.-Dec., 1985, p. 22 trousers on right hand of page.

Primary Examiner—A. Hugo Word
Assistant Examiner—Celia A. Murphy
Attorney, Agent, or Firm—Dickinson, Wright, Moon, Van Dusen & Freeman

[57] CLAIM

The ornamental design for chaps, as shown and described.


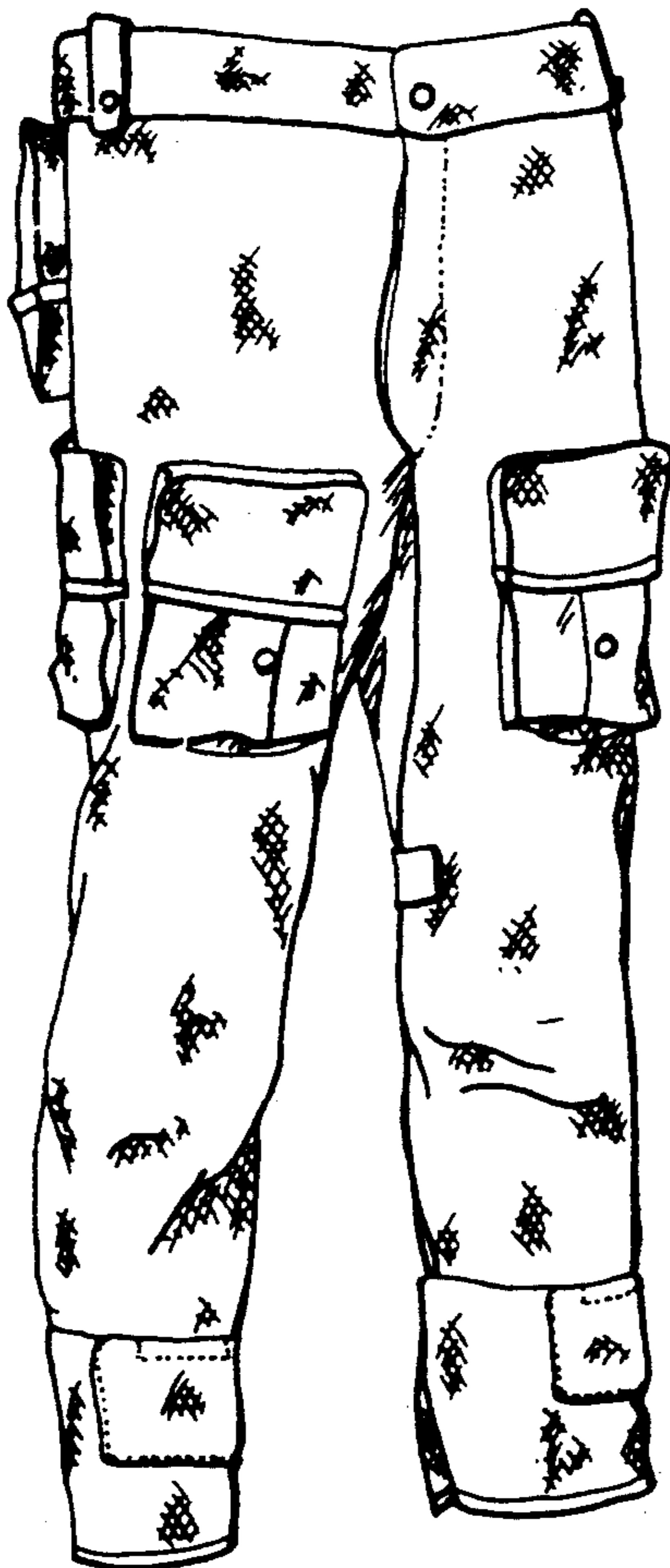
[56] References Cited

U.S. PATENT DOCUMENTS

- D. 156,400 12/1949 Beatty D2/226
- D. 273,434 4/1984 Galbreath D2/28
- D. 281,636 12/1985 Gressy-Renoma D2/28
- D. 321,969 12/1991 Upthegrove, Jr. et al. D2/225
- 897,445 9/1908 Bartrum 2/51
- 2,549,210 4/1951 Krell D2/226
- 2,663,876 12/1953 Miller et al. D2/28

DESCRIPTION

FIG. 1 is a front perspective view of chaps showing my new design;
FIG. 2 is a rear perspective view thereof; and,
FIG. 3 is a right side elevational view thereof; the left side being a mirror image.
The broken lines shown throughout the views are understood to represent conventional stitching.



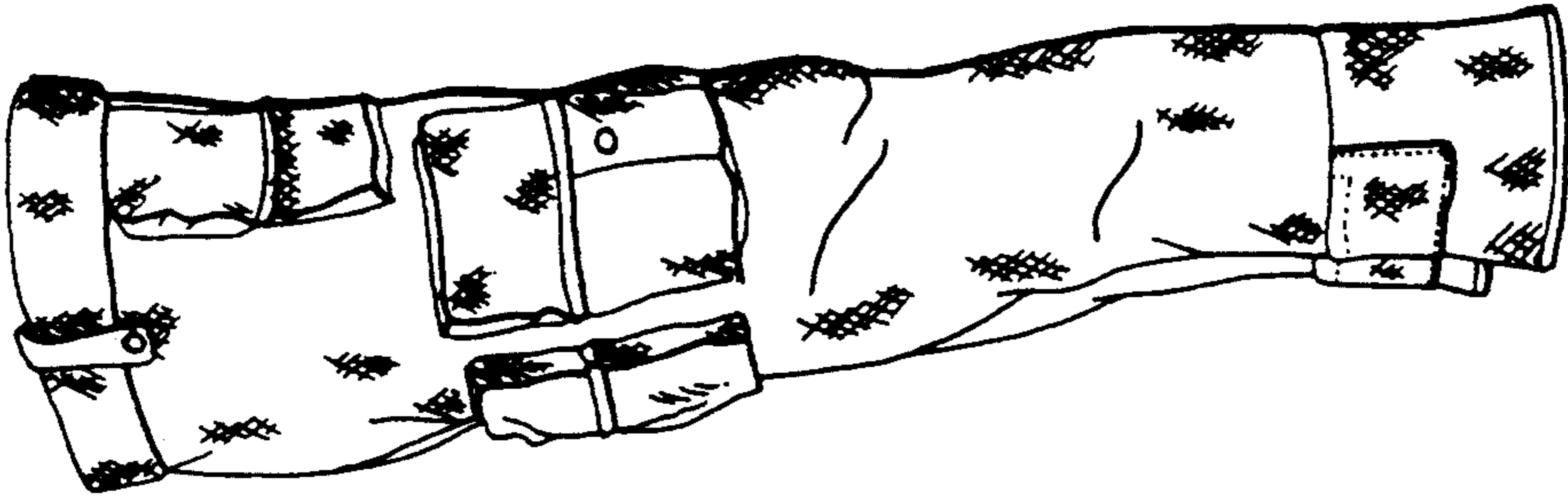


FIG. 3

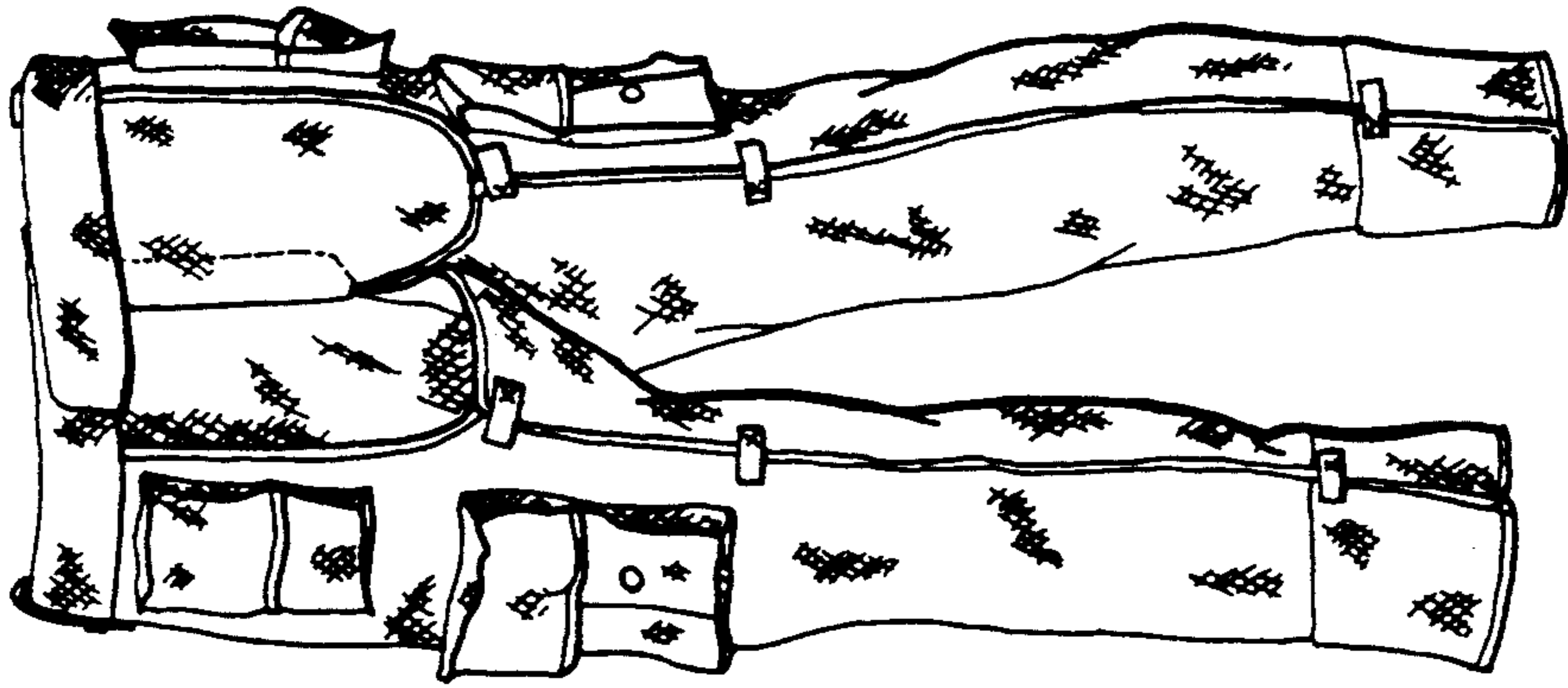


FIG. 2

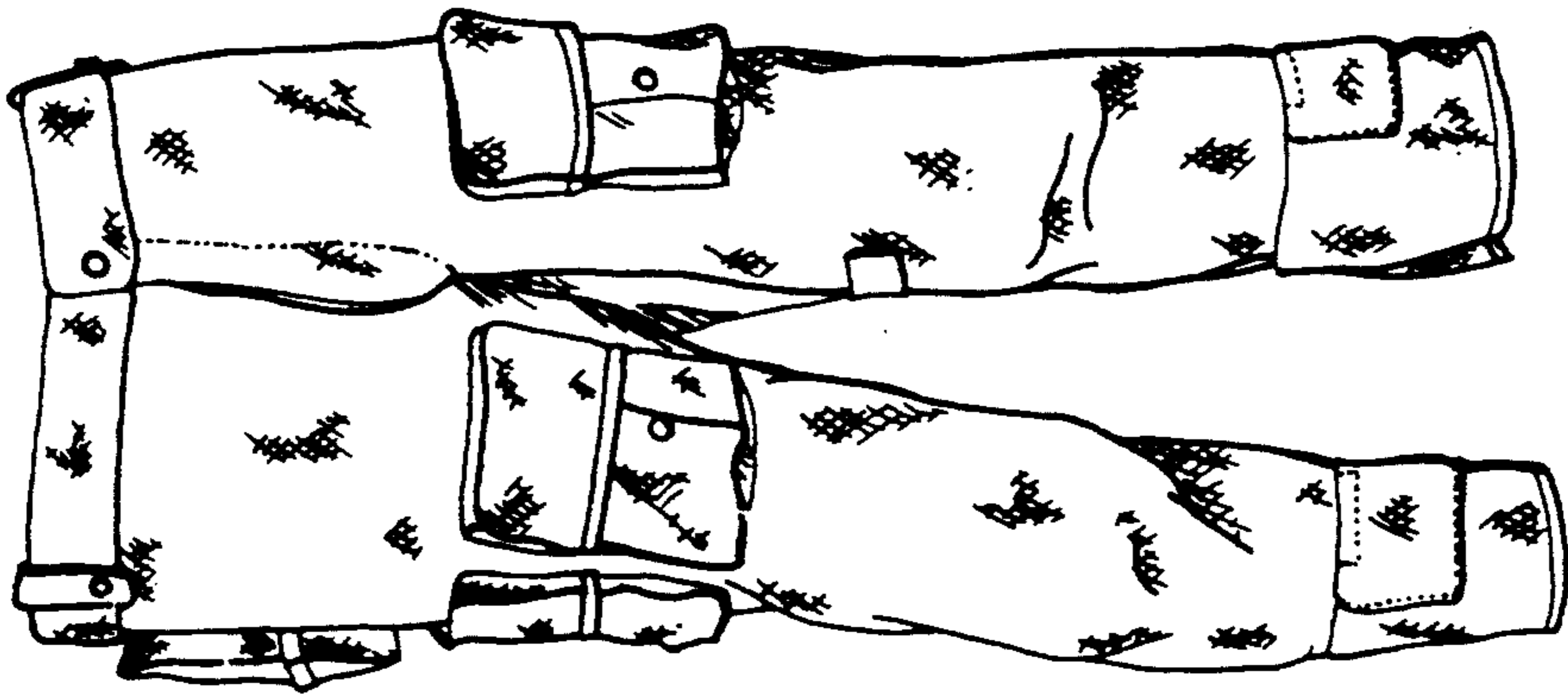


FIG. 1