



US00D344611S

# United States Patent [19]

[11] Patent Number: **Des. 344,611**

**Hordis**

[45] Date of Patent: **\*\* Feb. 22, 1994**

[54] **EAR SOCK**

[76] Inventor: **Victor R. Hordis**, P.O. Box 398, Ship Bottom, N.J. 08008

[\*\*] Term: **14 Years**

[21] Appl. No.: **694,023**

[22] Filed: **May 1, 1991**

[52] U.S. Cl. .... **D29/19**

[58] Field of Search ..... 128/151; 2/209, 171.3; D29/19, 17, 16

[56] **References Cited**

**U.S. PATENT DOCUMENTS**

D. 328,160	7/1992	Sudduth .....	D29/19
2,378,398	6/1945	Fiedler .....	D29/194 R
2,468,267	4/1949	Mondl .....	2/209
3,922,725	12/1975	Csiki et al. ....	2/209
4,856,118	8/1989	Sapiejewski .....	2/209
4,872,219	10/1989	Duncan .....	2/209

**OTHER PUBLICATIONS**

Handbook of Designs and Devices 1981 p. 154 Top Left #1378 The Solar Variant.

*Primary Examiner*—Melvin B. Feifer  
*Assistant Examiner*—Paula Mortimer  
*Attorney, Agent, or Firm*—S. Michael Bender

[57] **CLAIM**

The ornamental design for a ear sock, as shown and described.

**DESCRIPTION**

FIG. 1 is a front elevational view of the ear sock showing my new design;  
FIG. 2 is a rear elevational view thereof;  
FIG. 3 is a left side elevational view thereof;  
FIG. 4 is a right side elevational view thereof;  
FIG. 5 is a top plan view thereof;  
FIG. 6 is a bottom plan view thereof; and,  
FIG. 7 is a perspective view showing a use thereof.  
The broken line showing of the person is for illustrative purposes only and forms no part of the claimed design.

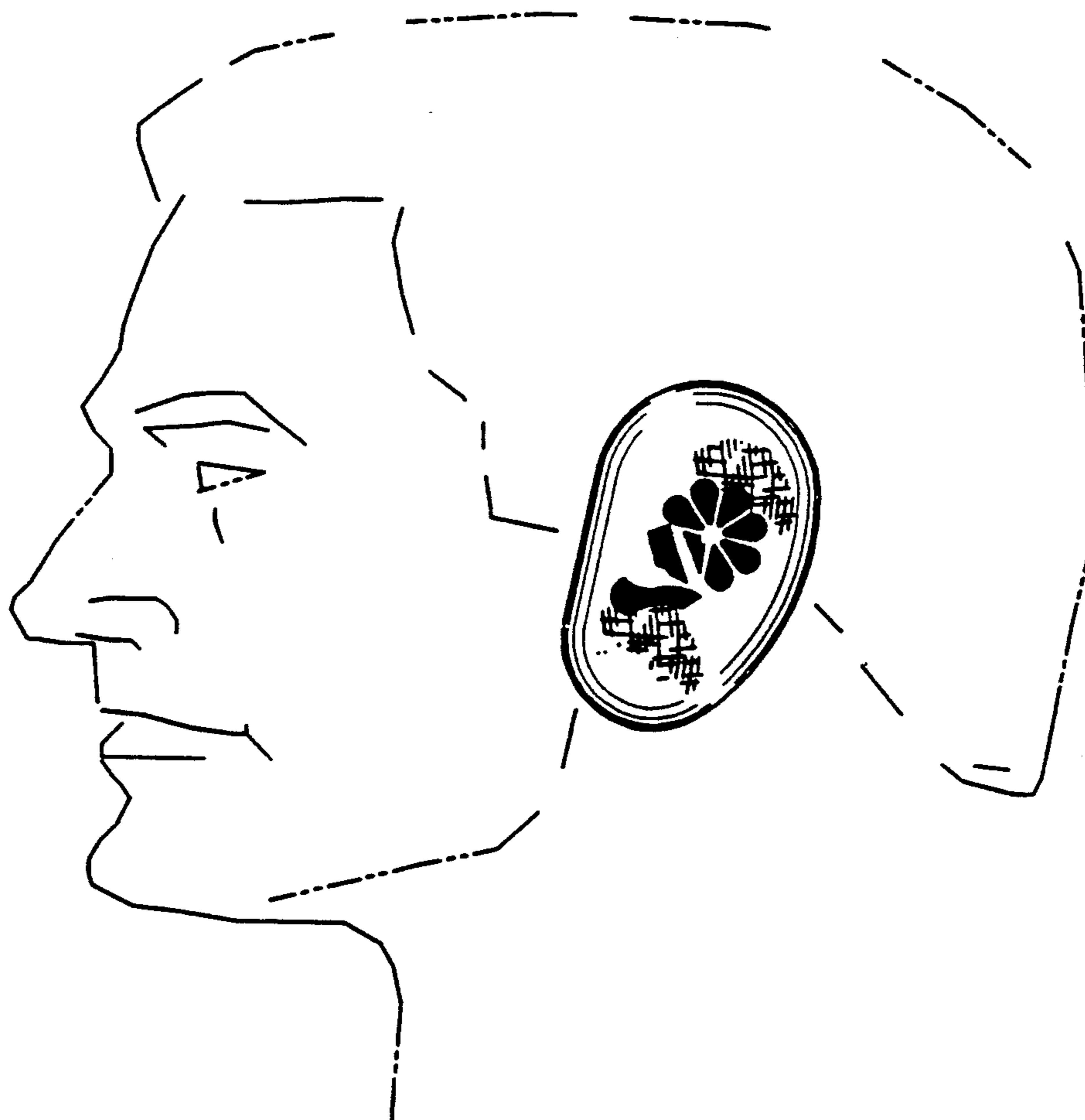


FIG. 1




FIG. 2

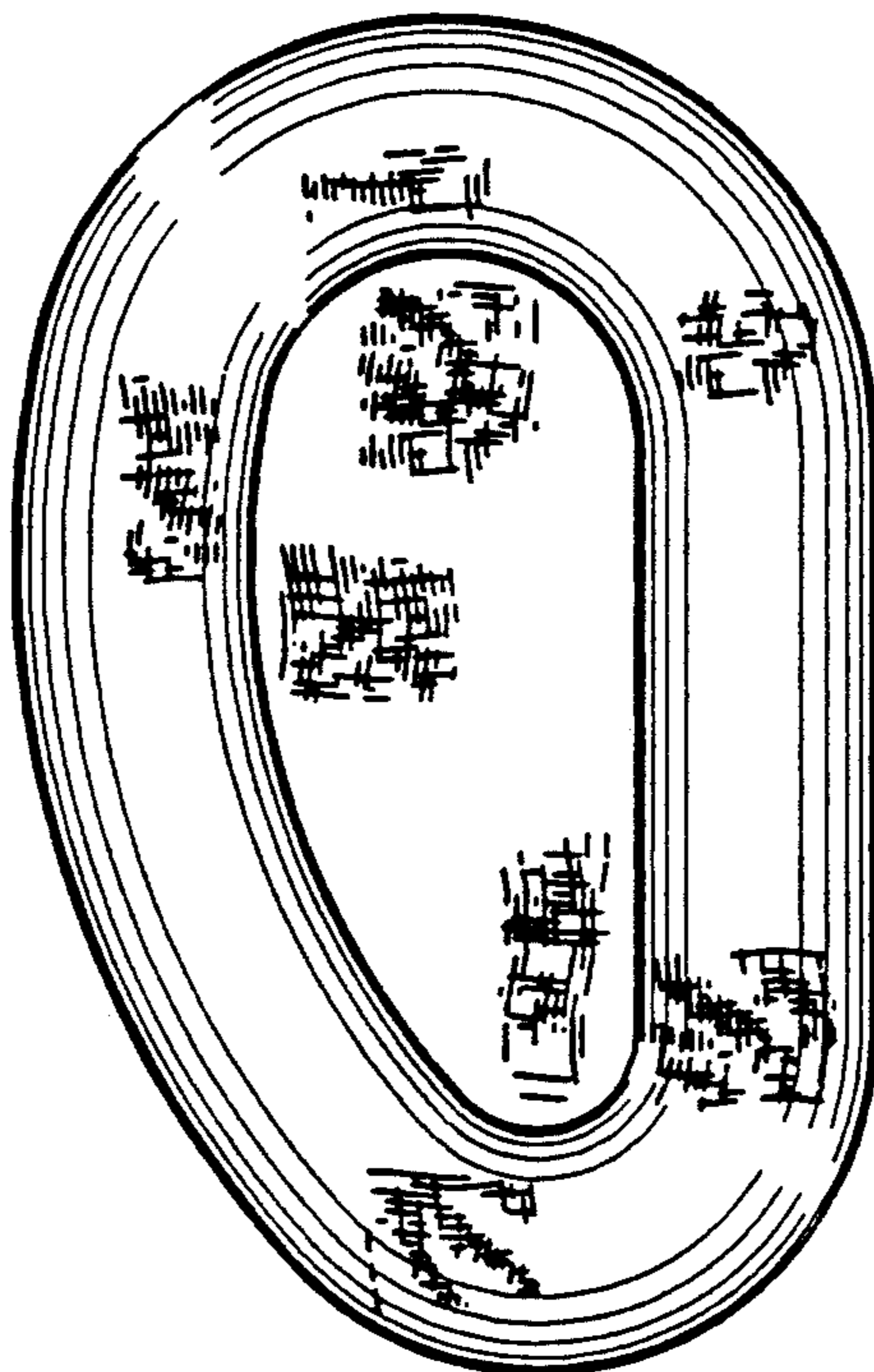


FIG. 3





FIG. 4



*FIG. 5*



*FIG. 6*




FIG. 7

