



US00D344587S

United States Patent [19]

[11] Patent Number: **Des. 344,587**

Burton et al.

[45] Date of Patent: **** Feb. 22, 1994**

[54] OPHTHALMIC REFRACTOR

[75] Inventors: **Roy H. Burton**, Columbus; **David E. Wood**, Grove City; **Robert G. Miller**, Groveport, all of Ohio

[73] Assignee: **R. H. Burton Company**, Grove City, Ohio

[**] Term: **14 Years**

[21] Appl. No.: **665,453**

[22] Filed: **Mar. 6, 1991**

[52] U.S. Cl. **D24/172**

[58] Field of Search **351/216, 217, 220, 229, 351/233, 234, 235, 236, 246; D24/172**

[56] References Cited

U.S. PATENT DOCUMENTS

D. 114,487	4/1939	Peck	D24/172
2,266,797	12/1941	Peck et al.	351/235
2,938,426	5/1960	Armbruster et al.	351/235
2,968,213	1/1961	Wright et al.	351/235
2,995,065	8/1961	Wright et al.	351/235
3,498,699	3/1970	Wilkinson	351/235
4,606,624	8/1986	Wood	351/234
4,943,162	7/1990	Sims	351/234 X

OTHER PUBLICATIONS

Bausch and Lomb Optical Company "Greens' Refractor" Aug. 19, 1955 Cover Page.

American Optical Ophthalmic Instruments "Refractor" @ 1979 p. 4.

Primary Examiner—A. Hugo Word

Assistant Examiner—Ian Simmons

Attorney, Agent, or Firm—Mueller and Smith

[57] CLAIM

The ornamental design for a ophthalmic refractor, as shown and described.

DESCRIPTION

FIG. 1 is a rear perspective view of a ophthalmic refractor showing our new design;

FIG. 2 is a front view thereof, the broken line showing of the details is for illustrative purposes only and forms no part of the claimed design;

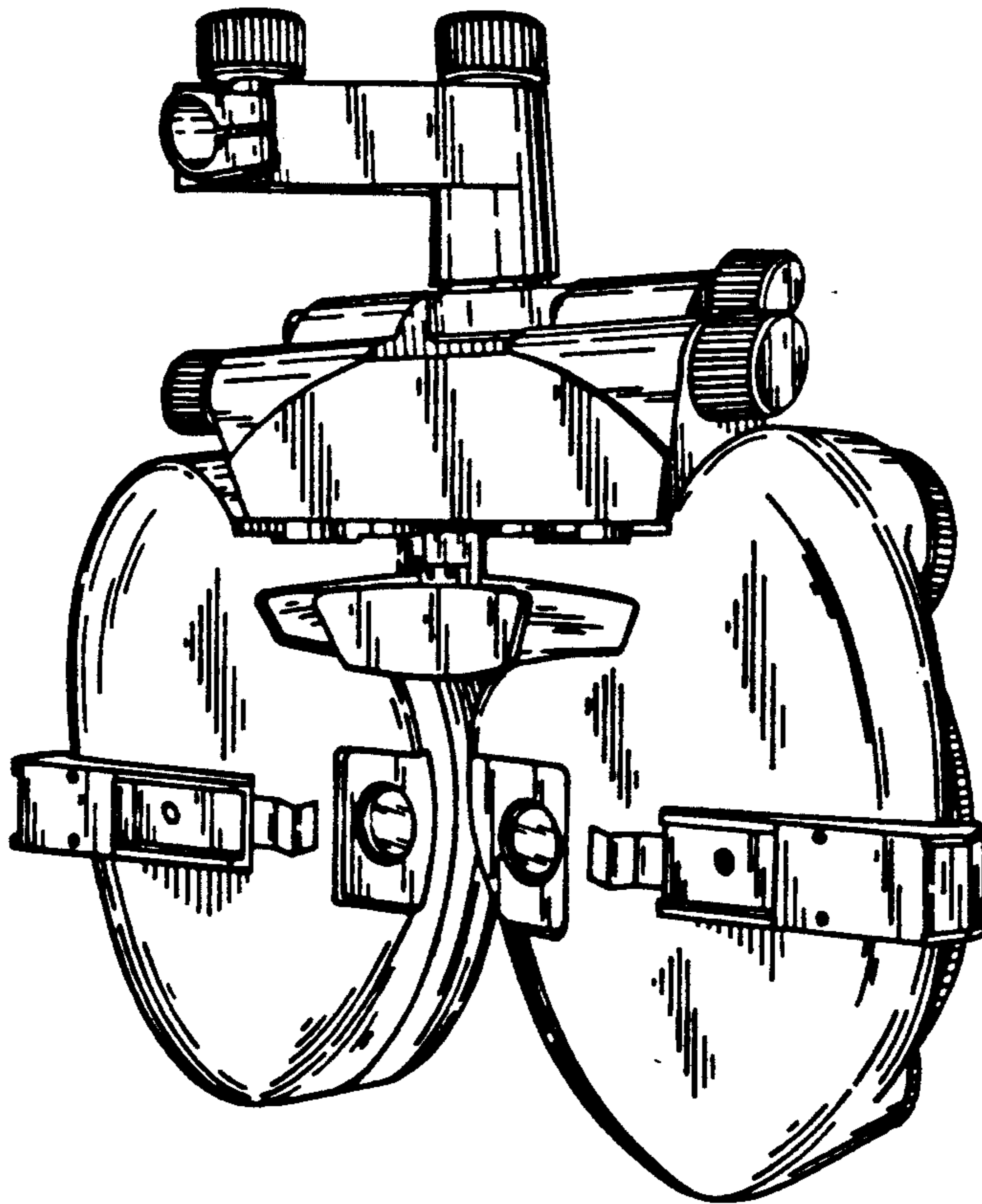
FIG. 3 is a rear view thereof;

FIG. 4 is a top view thereof;

FIG. 5 is a right side elevational view thereof;

FIG. 6 is a left side elevational view thereof; and,

FIG. 7 is a bottom view thereof.



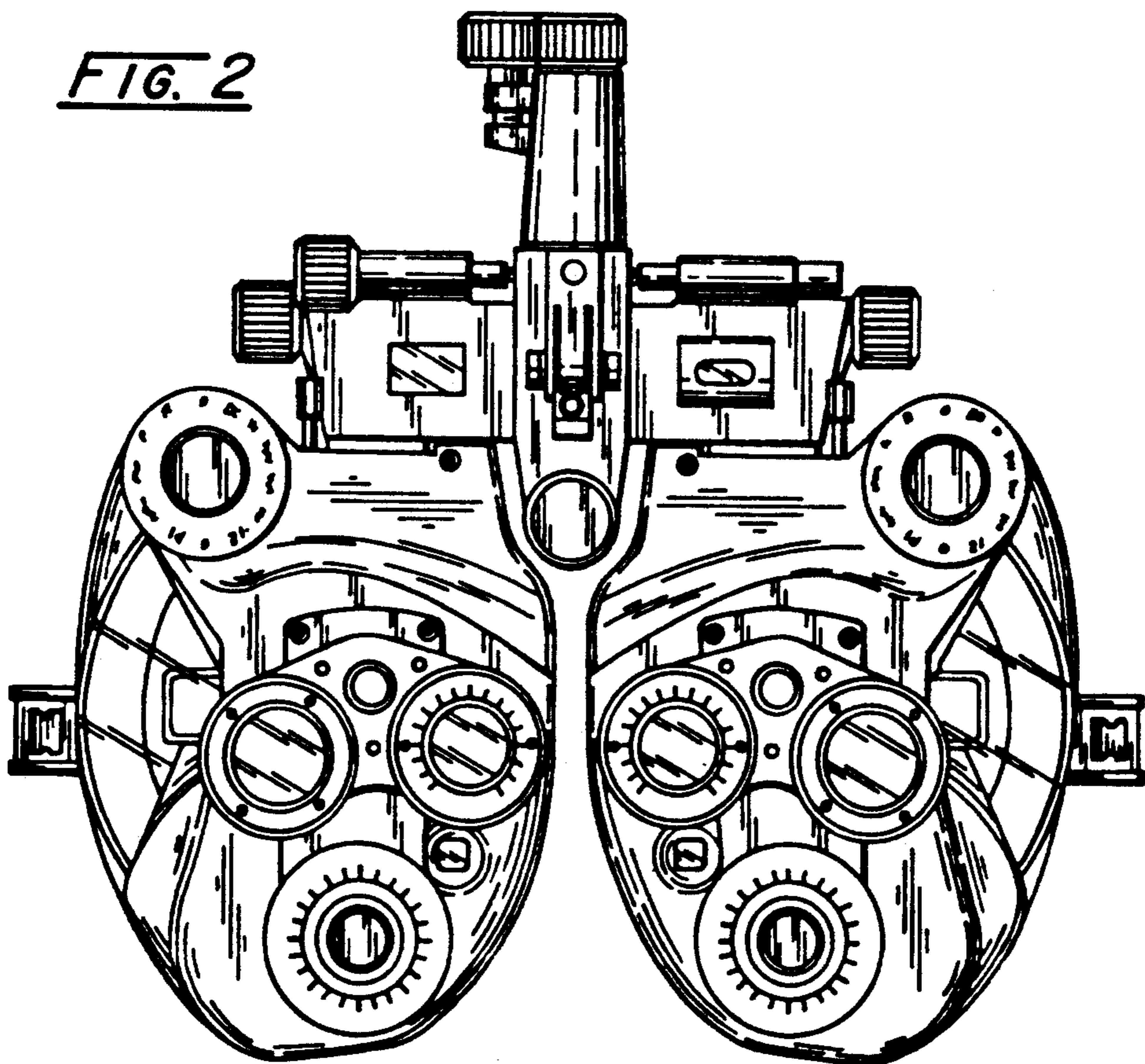
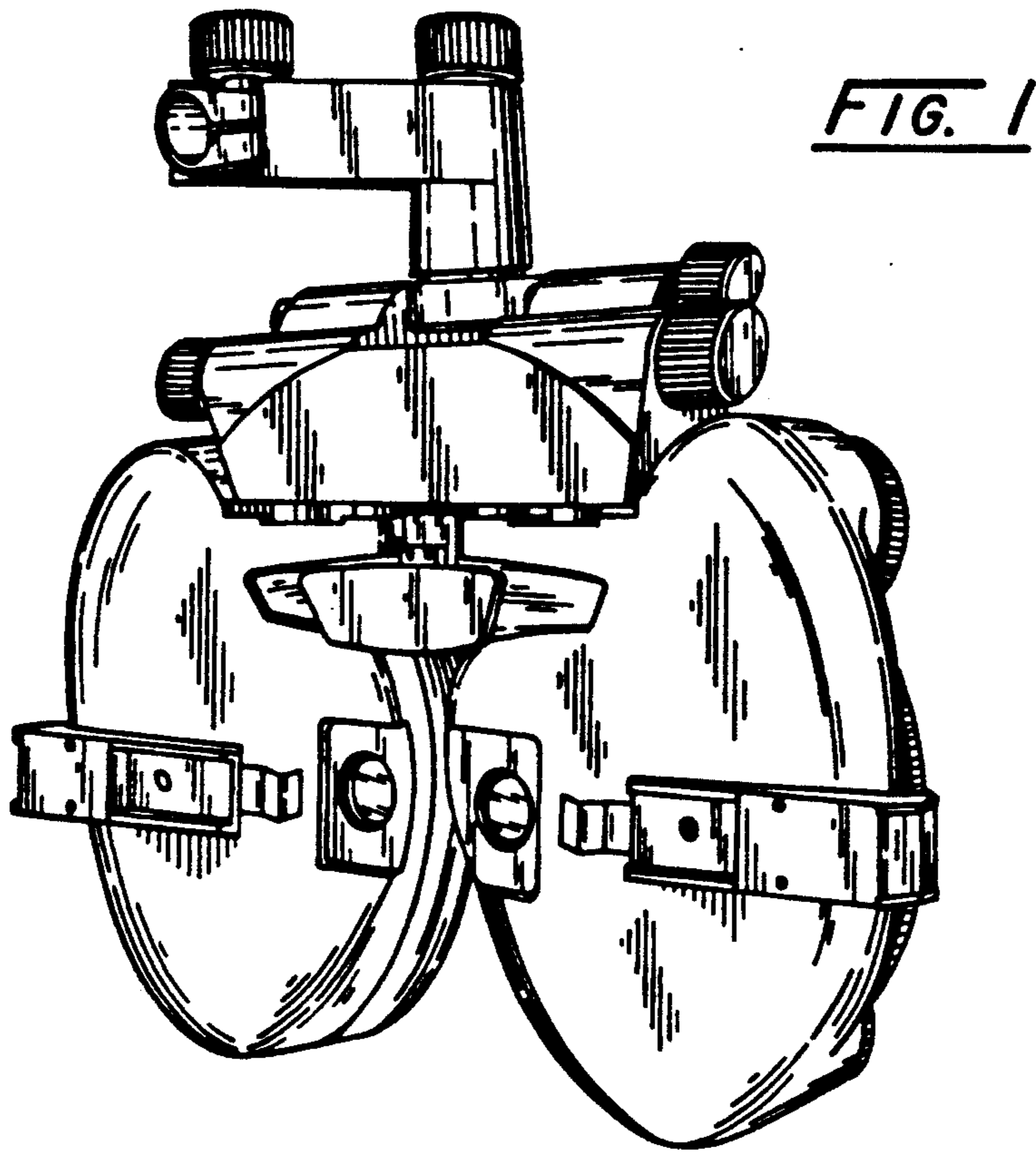


FIG. 3

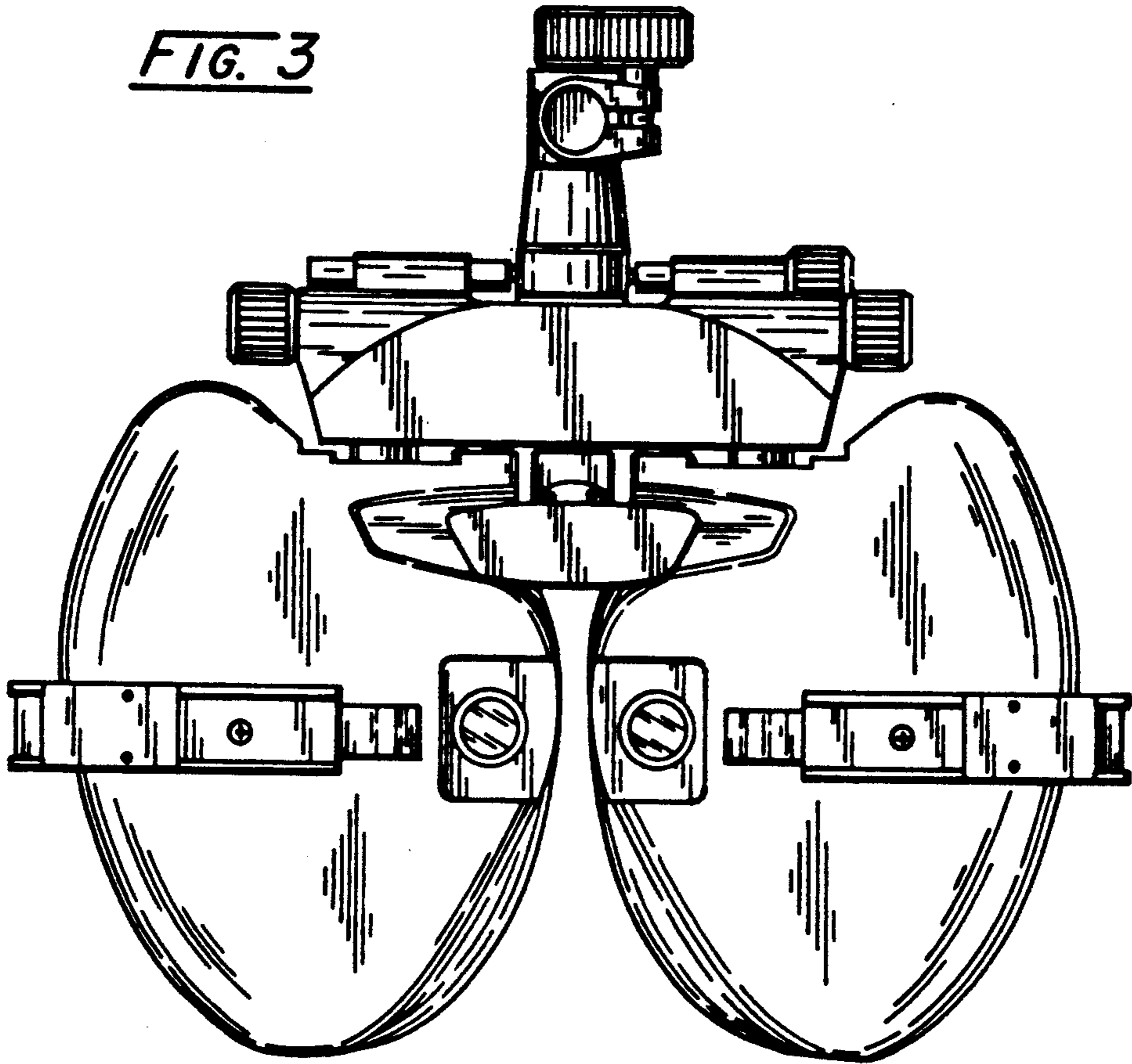


FIG. 4

