



US00D344579S

United States Patent [19]

Kohler, Jr. et al.

[11] Patent Number: **Des. 344,579**

[45] Date of Patent: **** Feb. 22, 1994**

[54] WATER CLOSET TANK

[75] Inventors: **Herbert V. Kohler, Jr., Kohler; Mary J. Reid, Sheboygan; Jason D. Unger, Plymouth, all of Wis.**

[73] Assignee: **Kohler Co., Kohler, Wis.**

[**] Term: **14 Years**

[21] Appl. No.: **823,649**

[22] Filed: **Jan. 22, 1992**

[52] U.S. Cl. **D23/313**

[58] Field of Search **4/352-362, 4/410; D23/295-301, 313**

[56] References Cited

U.S. PATENT DOCUMENTS

D. 125,055	2/1941	Lewis	D23/301
D. 186,707	11/1959	Harrison	D23/301
D. 199,729	12/1964	Kaiser	D23/313
D. 269,202	5/1983	Thompson	D23/313
D. 298,565	11/1988	Kohler, Jr.	D23/313
D. 310,560	9/1990	Stairs, Jr.	D23/313
D. 315,948	4/1991	Thompson	D23/313
938,468	11/1909	Franzheim	.	
947,782	2/1910	Barr	D23/301 X
3,654,637	4/1972	Young	4/353
4,304,014	12/1981	Thompson	4/410

OTHER PUBLICATIONS

Undated Eljer ad and photographs showing the "Patriot" toilet, admitted prior art.

Undated Briggs as for "TurboFlush" toilet, admitted prior art.

Undated Keramag ad showing two toilets, admitted prior art.

Pp. 16-30 of undated Kohler ad for Barrington "Water Guard" toilets, admitted prior art.

1985 Artesian ad for a "Designer" toilet.

Primary Examiner—James R. Largen

Attorney, Agent, or Firm—Quarles & Brady

[57] CLAIM

The ornamental design for a water closet tank, as shown and described.

DESCRIPTION

FIG. 1 is a perspective view taken from the top, front and left side of a water closet tank showing our new design;

FIG. 2 is a front elevational view thereof;


FIG. 3 is a top plan view thereof;

FIG. 4 is a rear elevational view thereof;

FIG. 5 is a bottom plan view thereof; and,

FIG. 6 is a left side elevational view, the right side elevational view being the mirror image of the left side.

The fragmentary broken line representations of holes in FIGS. 1, 2, 5 and 6 are for the purpose of illustration only and form no part of the claimed design.






FIG. 1

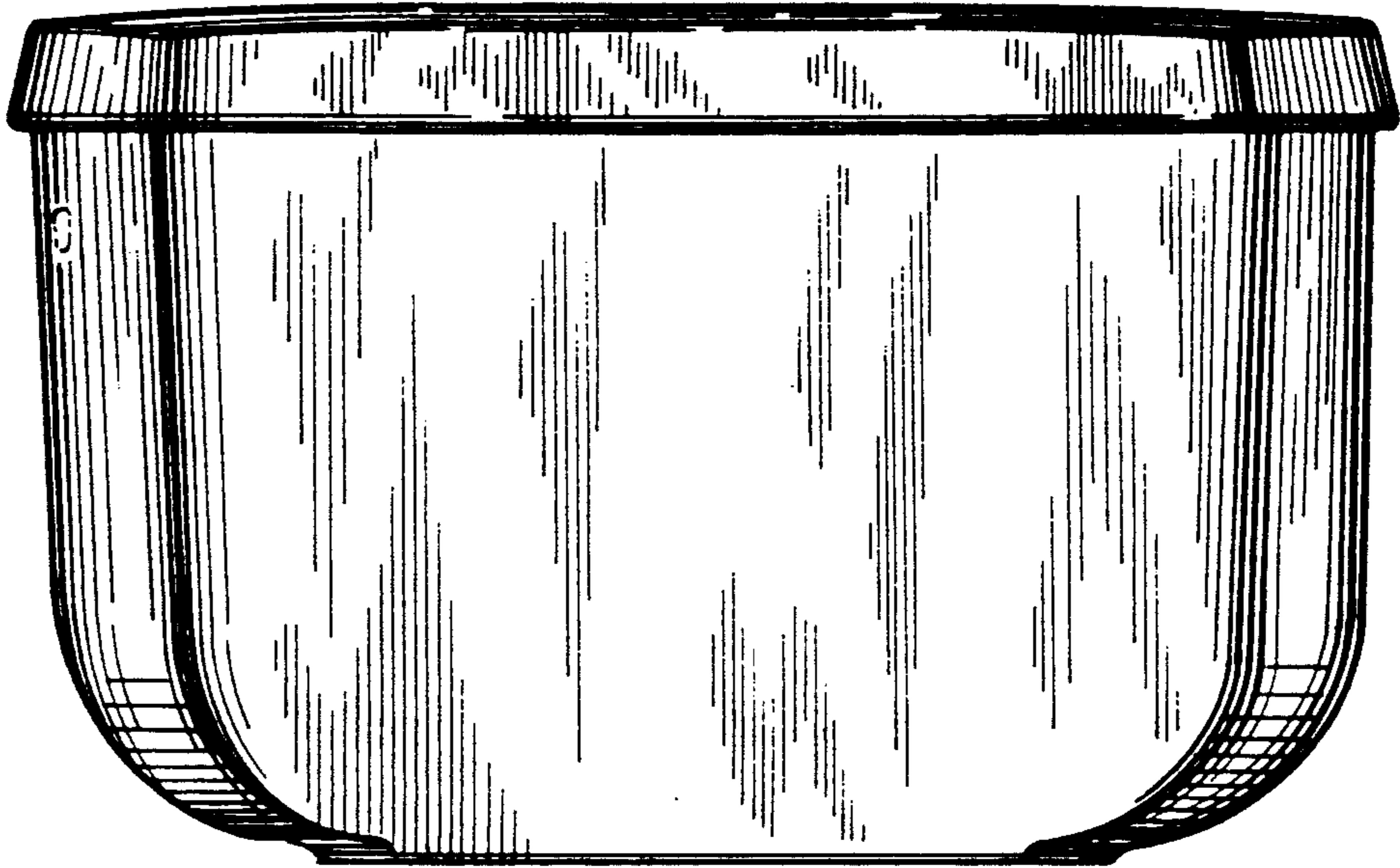


FIG. 2

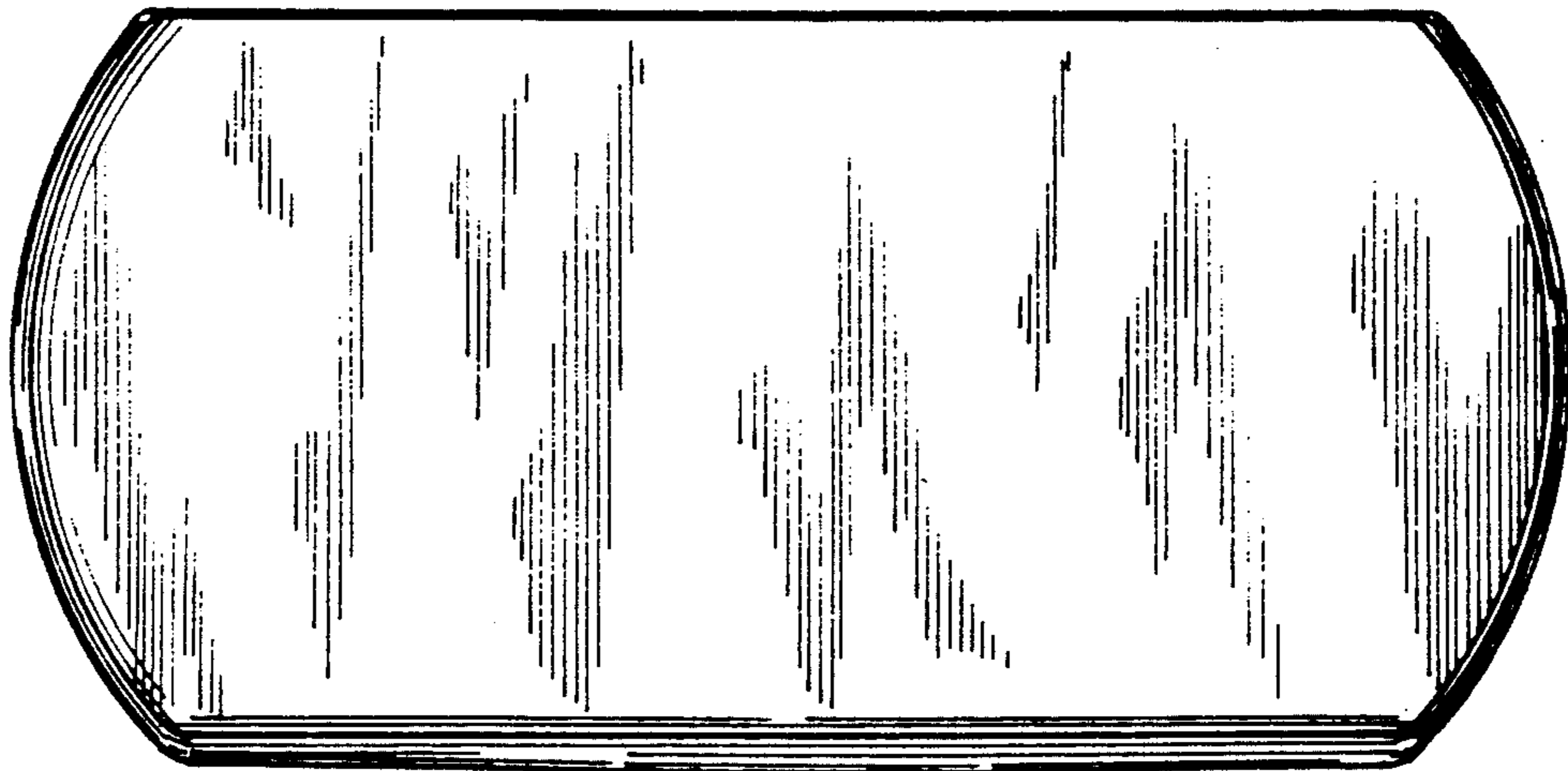


FIG. 3

FIG. 4

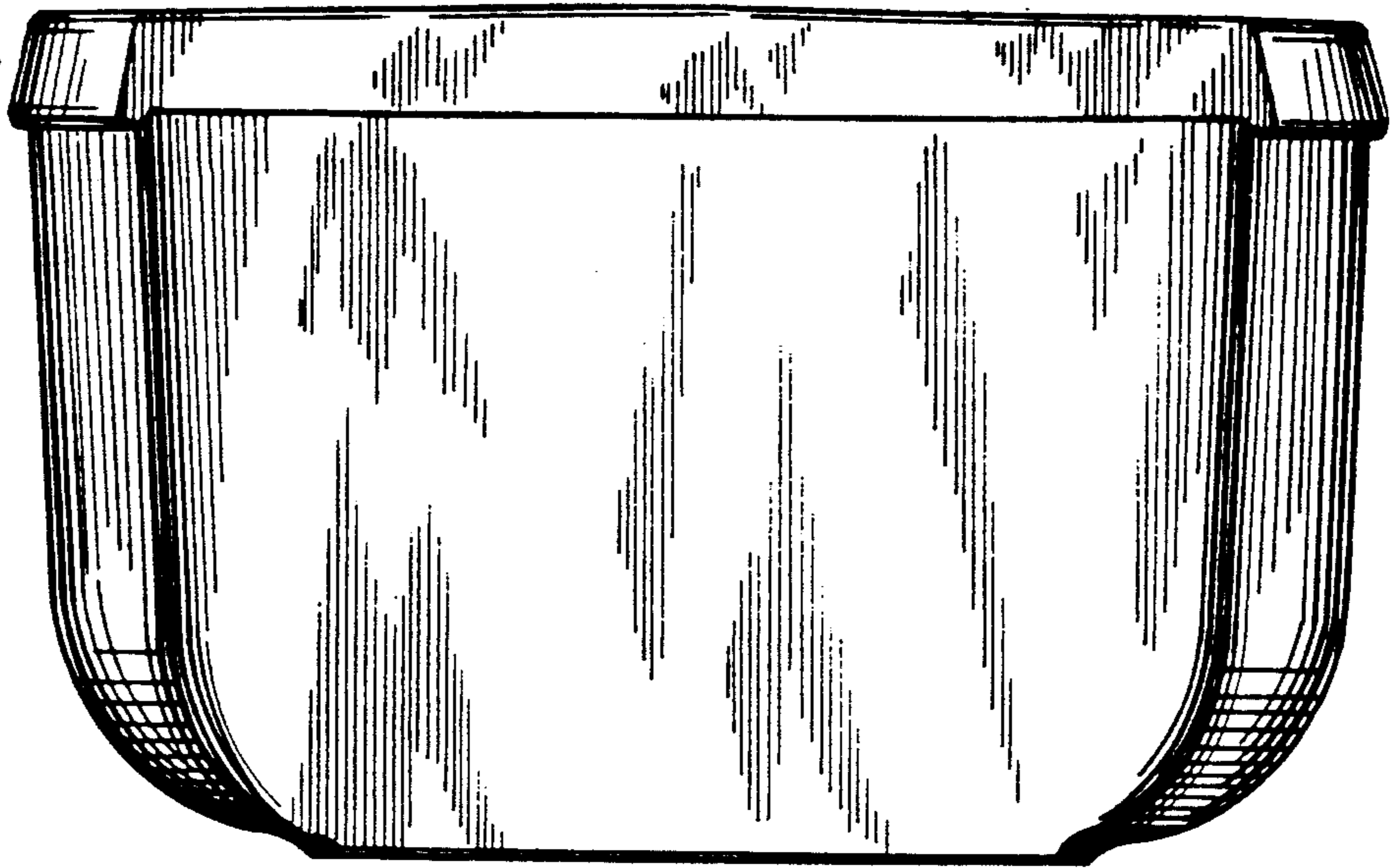


FIG. 5

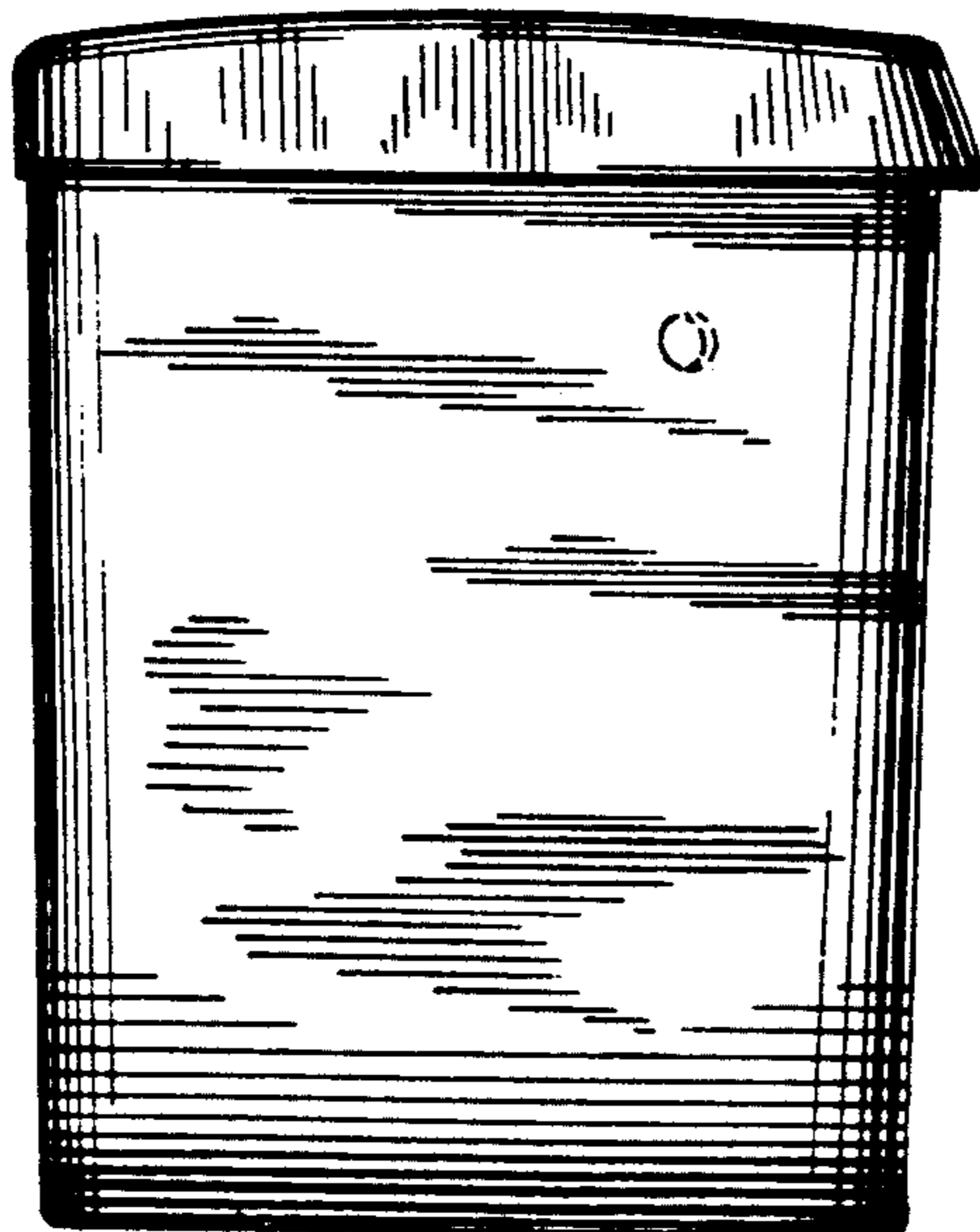
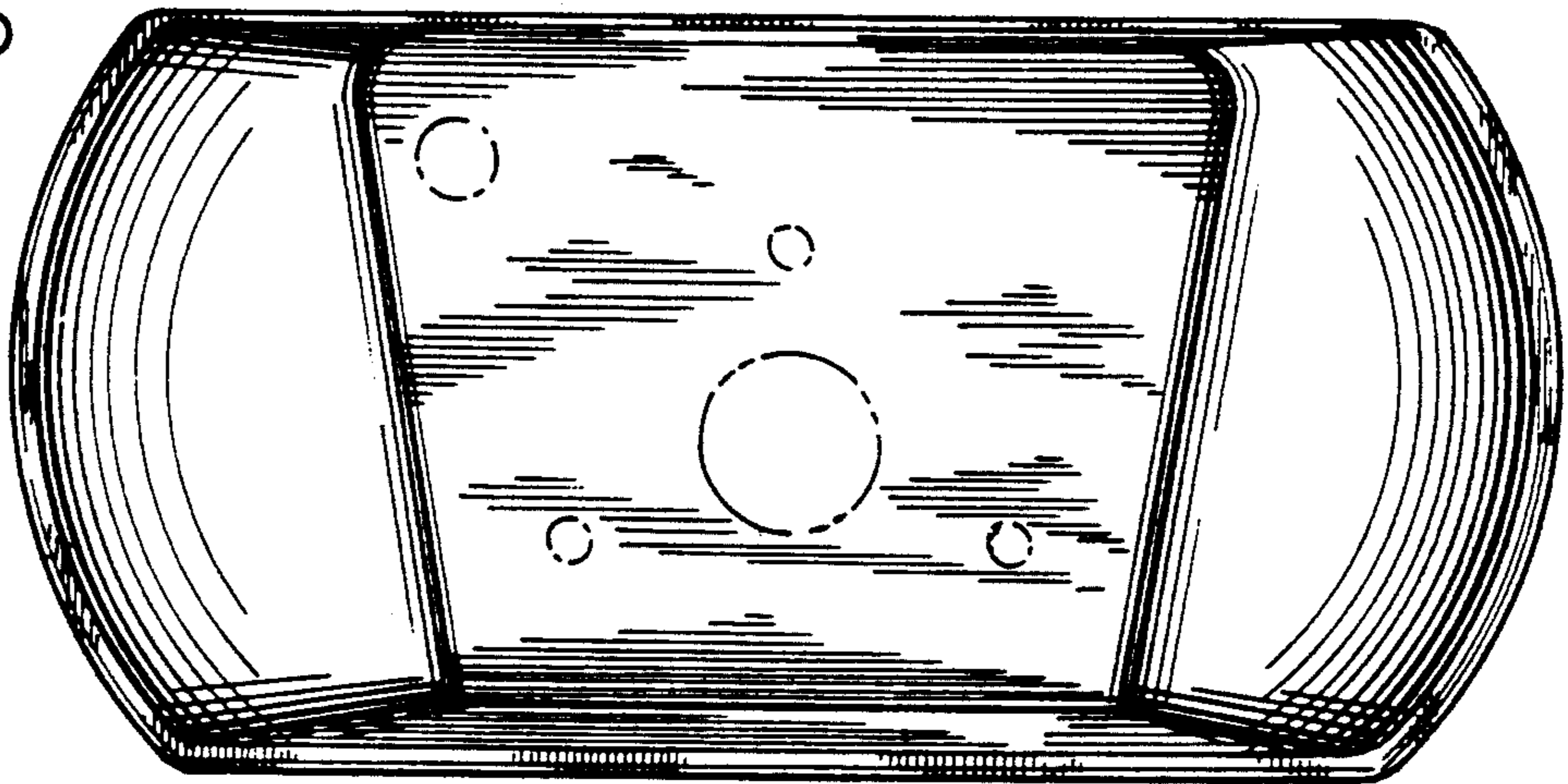


FIG. 6