



US00D344576S

United States Patent [19] Stairs, Jr.

[11] Patent Number: **Des. 344,576**

[45] Date of Patent: **** Feb. 22, 1994**

[54] **KITCHEN SINK**

[75] Inventor: **Henry M. Stairs, Jr., Ligonier, Pa.**

[73] Assignee: **American Standard Inc., New York, N.Y.**

[**] Term: **14 Years**

[21] Appl. No.: **642,729**

[22] Filed: **Jan. 17, 1991**

[52] U.S. Cl. **D23/290**

[58] Field of Search **4/639, 640, 642;
D23/284-294**

[56] **References Cited**

U.S. PATENT DOCUMENTS

D. 148,794	2/1948	Keller	D23/287
D. 148,795	2/1948	Keller	D23/287
D. 198,305	6/1964	Graning, Sr.	D23/290
D. 200,089	1/1965	Armstrong	D23/290
D. 234,464	3/1975	Stairs, Jr.	D23/290
D. 295,068	4/1988	Kohler, Jr. et al.	D23/290

OTHER PUBLICATIONS

American Standard Inc. Catalog, pp. 5-3 & 5-3A, dated Sep. 1981.

Kohler Co. Catalog K-300, p. 102, Revised Apr. 1981.

Primary Examiner—James R. Largen

Attorney, Agent, or Firm—Elaine Brenner Robinson;
Ann M. Knab

[57] **CLAIM**

The ornamental design for a kitchen sink, as shown and described.

DESCRIPTION

FIG. 1 is a top, front and left side perspective view of a kitchen sink showing my new design;

FIG. 2 is a top plan view thereof;

FIG. 3 is a front elevational view thereof;

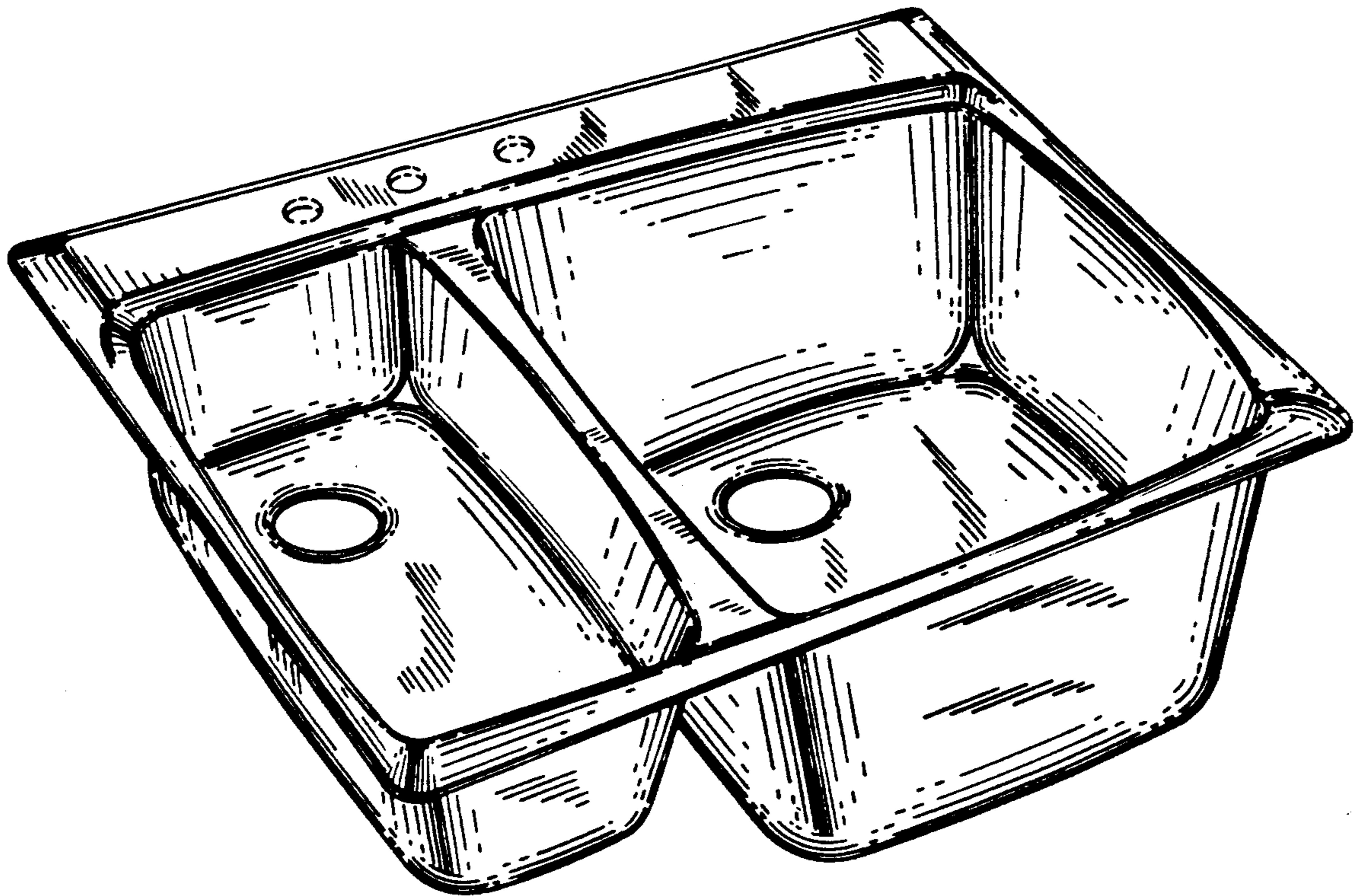
FIG. 4 is a right side elevational view thereof;

FIG. 5 is a rear elevational view thereof;

FIG. 6 is a left side elevational view thereof; and,

FIG. 7 is a bottom plan view thereof.

The broken line representation of fitting mounting openings in FIGS. 1, 2 and 7 are for purposes of illustration only and form no part of the claimed design.






FIG. 1

FIG. 2

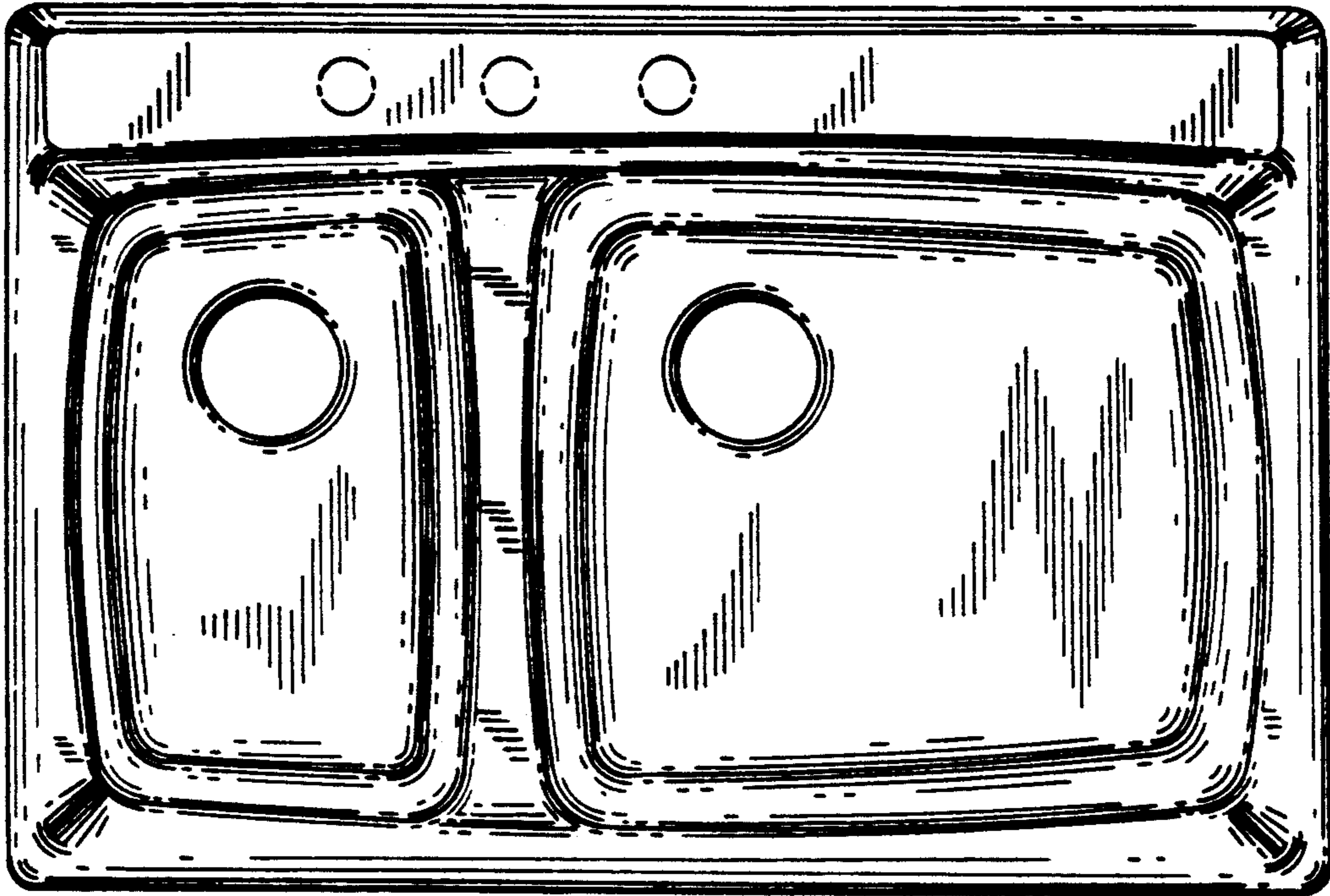


FIG. 3




FIG. 4





FIG. 5

FIG. 6




FIG. 7

