



US00D344571S

United States Patent [19]

[11] Patent Number: **Des. 344,571**

Peasley

[45] Date of Patent: **** Feb. 22, 1994**

[54] **WATER CONTAINER FOR USE WITH DISTILLER**

D. 293,262	12/1987	Sayward	D23/202
D. 331,094	11/1992	Sterett	D23/202
3,406,855	10/1968	McKechnie	220/1.5
4,157,609	6/1979	Schütz	220/1.5 X

[76] Inventor: **Cartiss M. Peasley**, 701 W. 7th St.,
Lynn Haven, Fla. 32444

Primary Examiner—Wallace R. Burke
Assistant Examiner—M. H. Tung
Attorney, Agent, or Firm—Samuels, Gauthier & Stevens

[**] Term: **14 Years**

[21] Appl. No.: **704,020**

[57] **CLAIM**

[22] Filed: **Jul. 29, 1991**

The ornamental design for a water container for use with distiller, as shown and described.

[52] U.S. Cl. **D23/202**

[58] Field of Search 202/81-83,
202/160, 176, 181, 185.3, 185.5, 206, 234, 239;
210/153, 162-163, 172, 190-191, 198.1, 198.3;
220/561, 565, 1.5, 2; 206/503, 505, 511, 515;
D23/200, 207-209, 202-205


DESCRIPTION

[56] **References Cited**

U.S. PATENT DOCUMENTS

D. 251,674 4/1979 Sayward D23/202

FIG. 1 is a top, front and side perspective view of a water container for use with distiller showing my new design;
FIG. 2 is a top view thereof;
FIG. 3 is a front view thereof;
FIG. 4 is a side thereof;
FIG. 5 is a rear view thereof; and,
FIG. 6 is a bottom thereof.



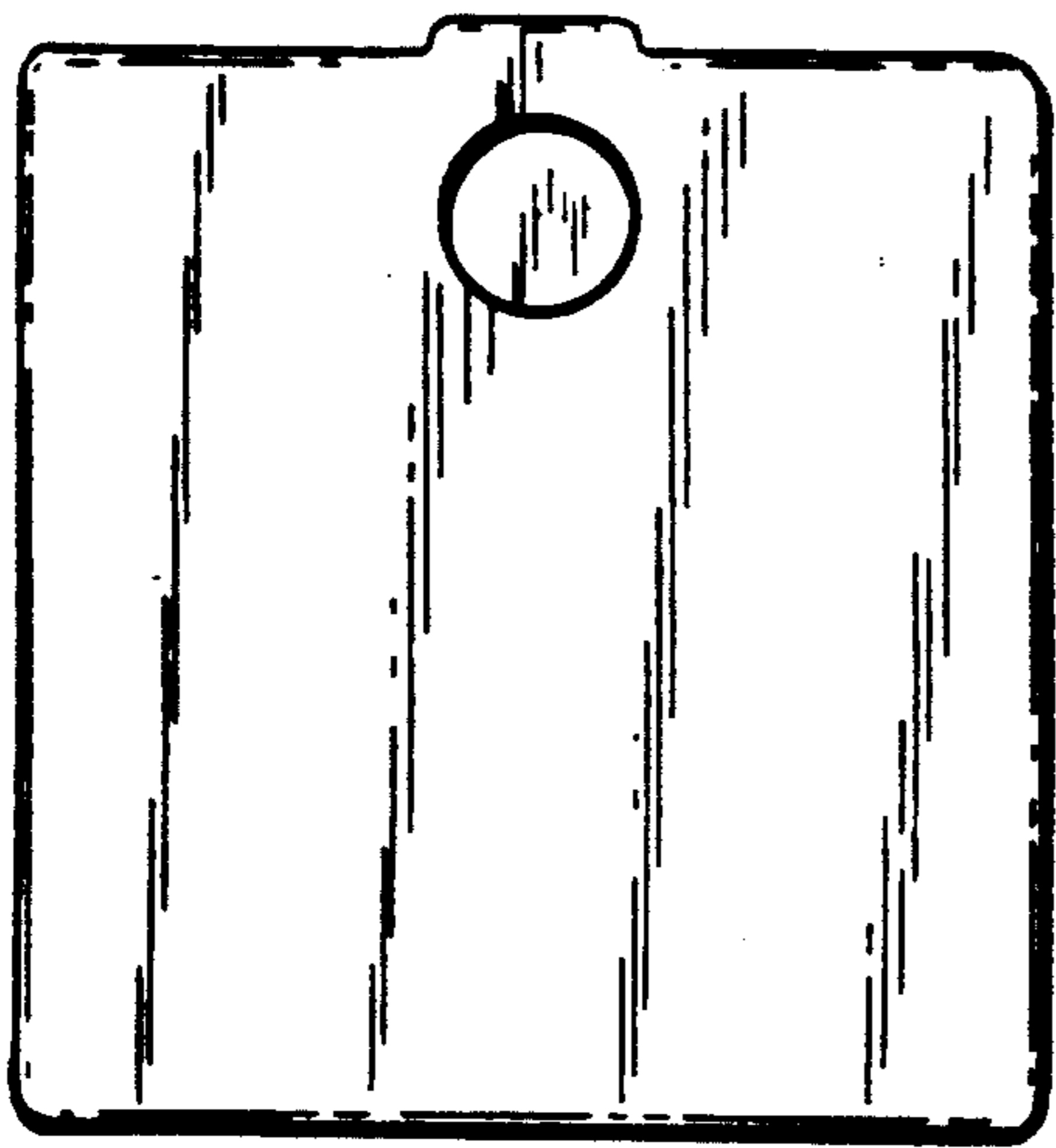


FIG. 2




FIG. 1



FIG. 3

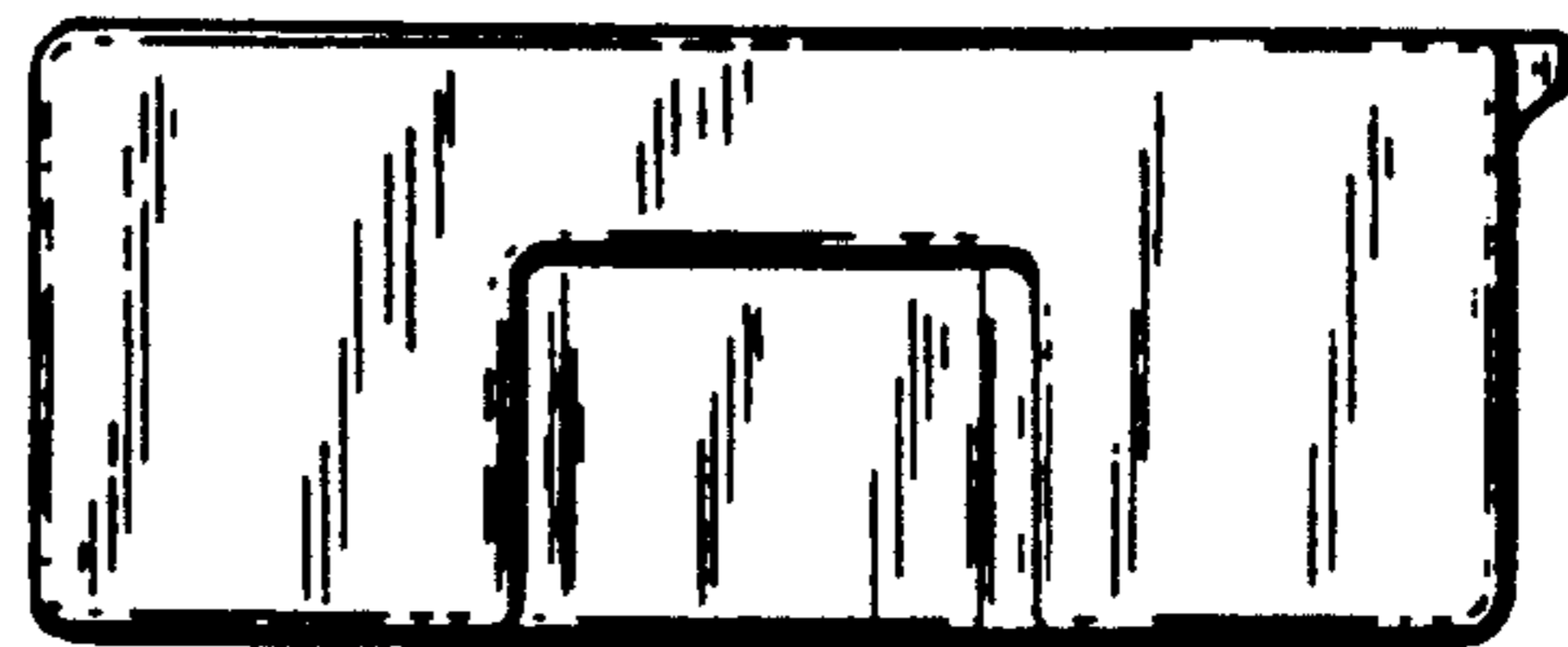


FIG. 4

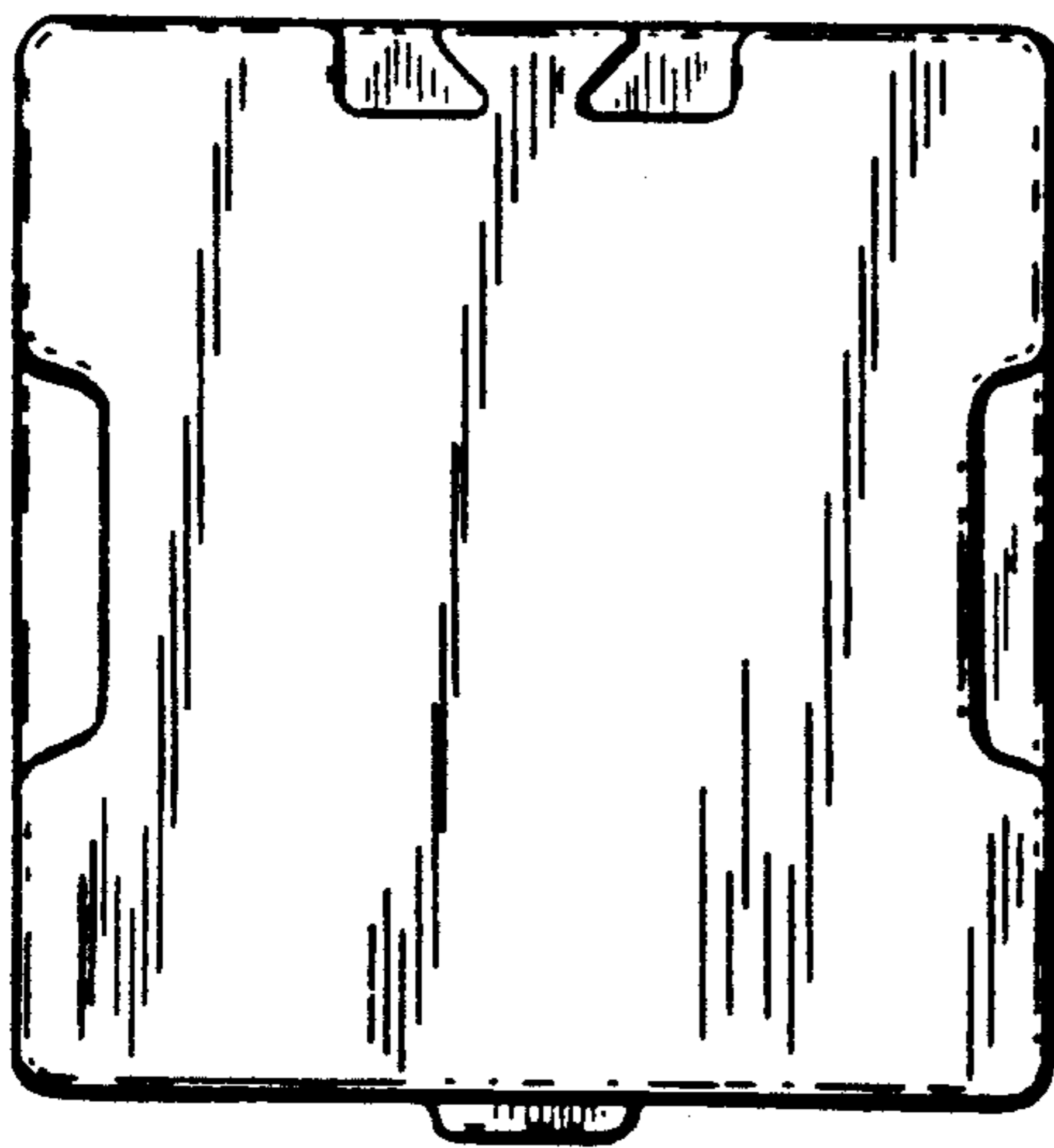


FIG. 6

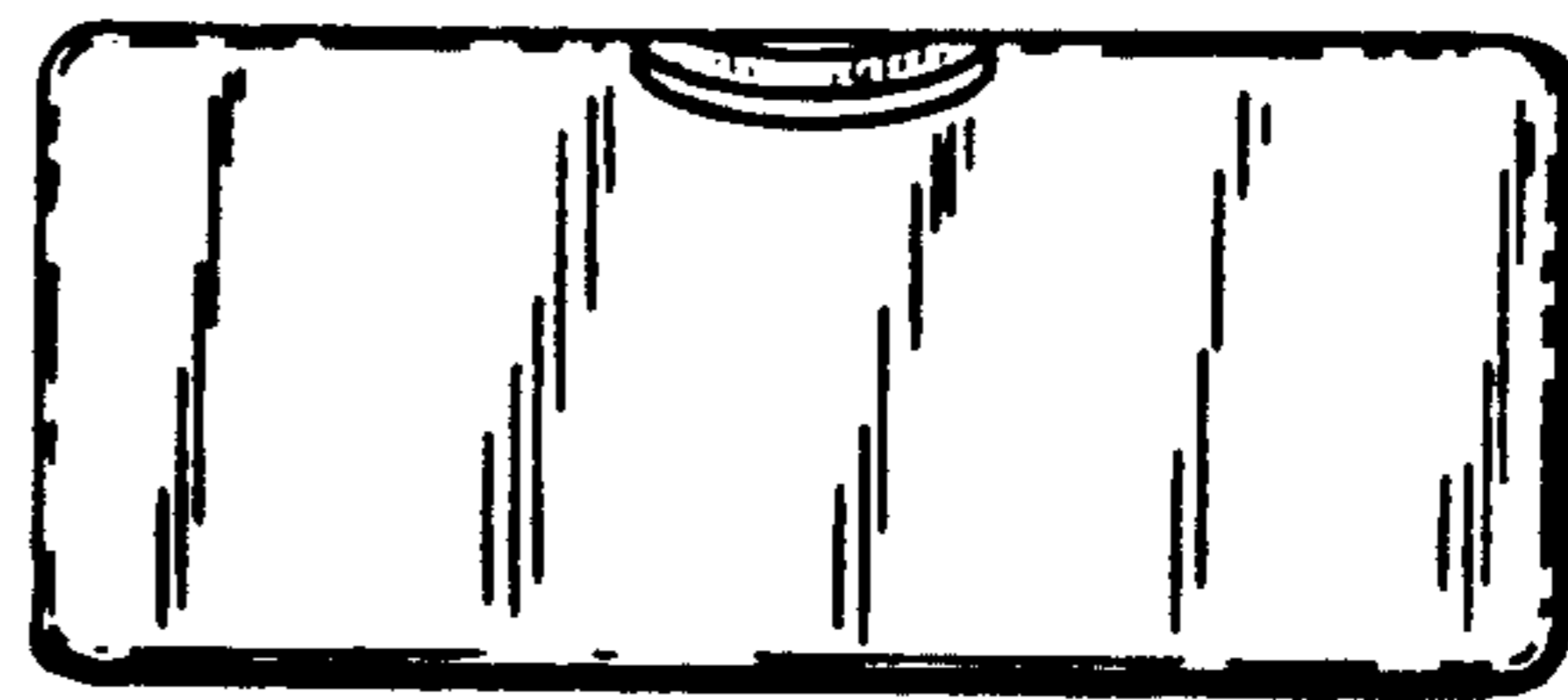


FIG. 5