



US00D344566S

# United States Patent [19] Vetter

[11] Patent Number: Des. 344,566

[45] Date of Patent: \*\* Feb. 22, 1994

## [54] FIREARM SUPPORT

[76] Inventor: W. Moray Vetter, P.O. Box 621,  
Moorefield, W. Va. 26836

[\*\*] Term: 14 Years

[21] Appl. No.: 731,945

[22] Filed: Jul. 18, 1991

[52] U.S. Cl. .... D22/108; D22/147

[58] Field of Search ..... 43/17, 21.2; 42/94;  
248/511, 530, 533, 538; D22/108, 147, 199

## [56] References Cited

### U.S. PATENT DOCUMENTS

D. 182,146	2/1958	Sharp	.....	D22/108
1,277,435	9/1918	Lesko	.....	42/94
2,569,435	9/1951	Martin	.....	42/94
3,584,821	6/1971	Glebe	.....	42/94 X
4,397,112	8/1983	York	.....	D22/108 X
4,625,620	12/1986	Harris	.....	42/94 X

## FOREIGN PATENT DOCUMENTS

1376903 12/1974 United Kingdom ..... 43/21.2

Primary Examiner—A. Hugo Word  
Assistant Examiner—Doris V. Coles  
Attorney, Agent, or Firm—S. Michael Bender

## [57] CLAIM

The ornamental design for a firearm support, as shown and described.

## DESCRIPTION

FIG. 1 is a front elevational view of the firearm support showing my new design;  
FIG. 2 is a rear elevational view thereof;  
FIG. 3 is a left side elevational view thereof;  
FIG. 4 is a right side elevational view thereof;  
FIG. 5 is a top plan view thereof;  
FIG. 6 is a bottom plan view thereof; and,  
FIG. 7 is a perspective view in use.  
The broken line showing of a gun in FIG. 7 is for illustrative purposes only and forms no part of the claimed design.

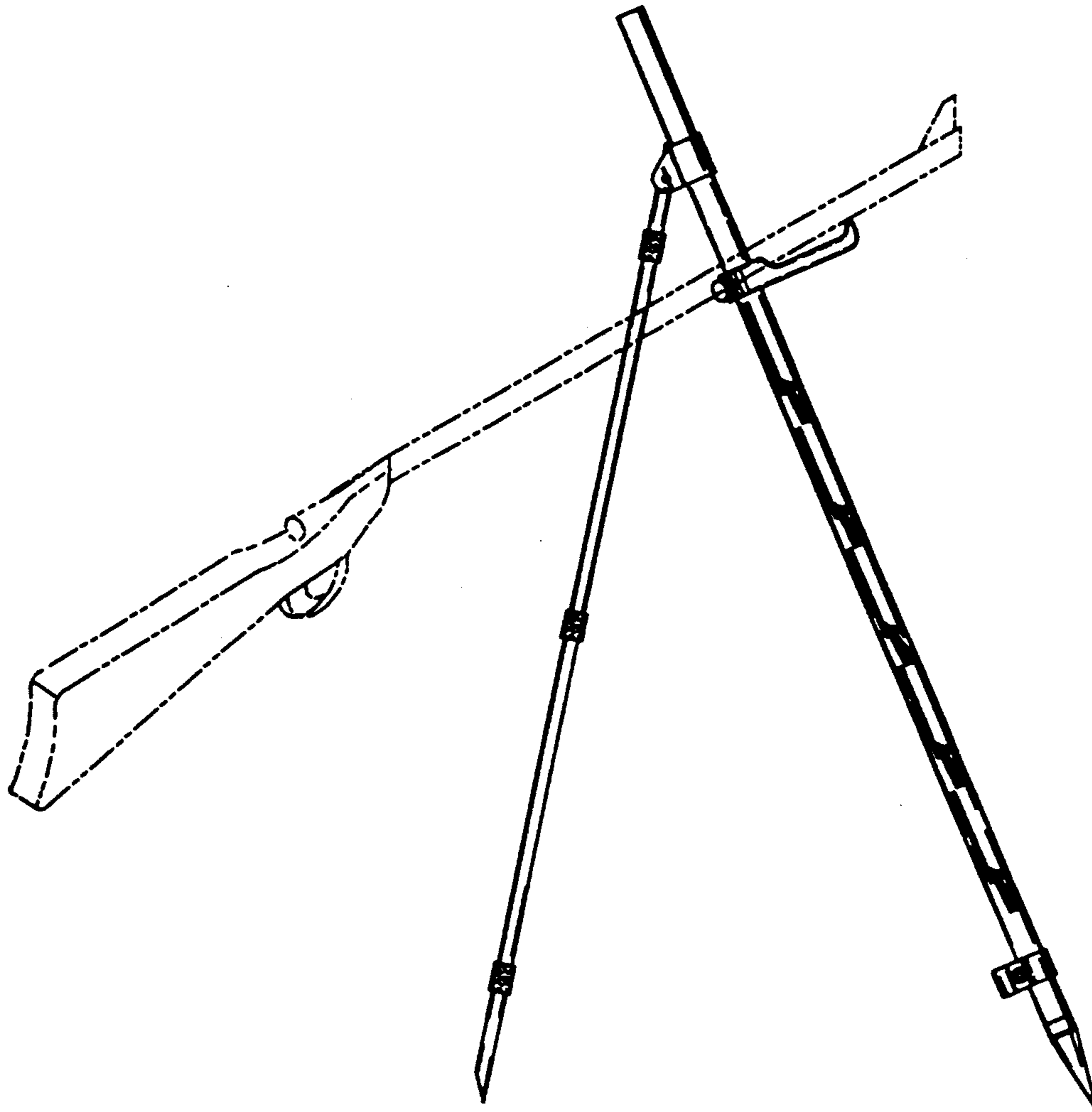


FIG. 1

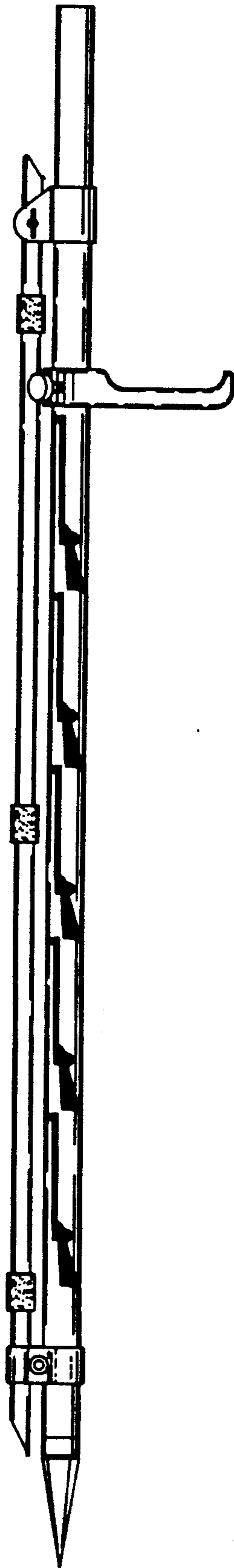


FIG. 2




FIG. 3



FIG. 4



*FIG. 5*



*FIG. 6*



FIG. 7

