



US00D344562S

# United States Patent [19]

[11] Patent Number: **Des. 344,562**

**Koehler**

[45] Date of Patent: **\*\* Feb. 22, 1994**

[54] **PUTTER HEAD FOR A GOLF CLUB**

D. 295,204 4/1988 Brayak ..... D21/217  
D. 297,447 8/1988 Shearer ..... D21/219  
D. 303,275 9/1989 Brayak ..... D21/217

[76] Inventor: **Terry B. Koehler, 2389 NW. Military Dr. No. 571, San Antonio, Tex. 78231**

*Primary Examiner—Melvin B. Feifer  
Attorney, Agent, or Firm—Gunn, Lee & Miller*

[\*] Notice: **The portion of the term of this patent subsequent to Dec. 28, 2007 has been disclaimed.**

[57] **CLAIM**

[\*\*] Term: **14 Years**

The ornamental design for a putter head for a golf club, as shown.

[21] Appl. No.: **567,538**

**DESCRIPTION**

[22] Filed: **Aug. 14, 1990**

FIG. 1 is a perspective view of the putter head for a golf club showing my new design;  
FIG. 2 is a front elevational view of the putter head;  
FIG. 3 is a side elevational view of the putter head, which side is distal from the golf club shaft;  
FIG. 4 is a bottom view of the putter head;  
FIG. 5 is a top view of the putter head;  
FIG. 6 is a side view of the putter head of the side proximal to the club shaft; and,  
FIG. 7 is a rear view of the putter head.


[52] U.S. Cl. .... **D21/217**

[58] Field of Search ..... **273/164, 167-175; D21/214-220**

[56] **References Cited**

**U.S. PATENT DOCUMENTS**

D. 285,955 9/1986 Brayak ..... D21/217






FIG. 1




FIG. 2




FIG. 3

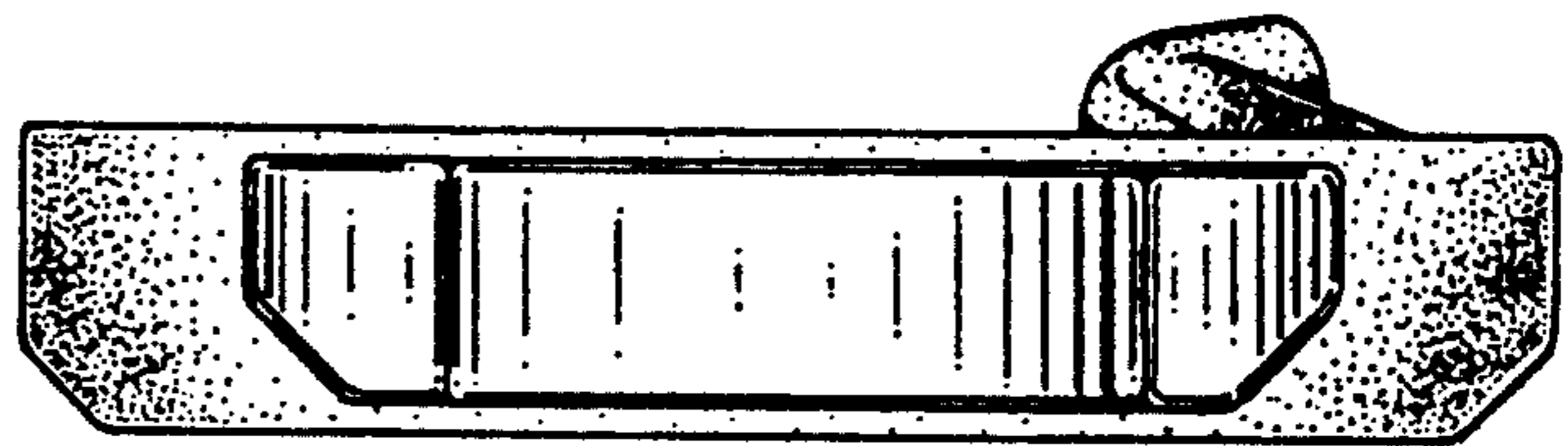


FIG. 4

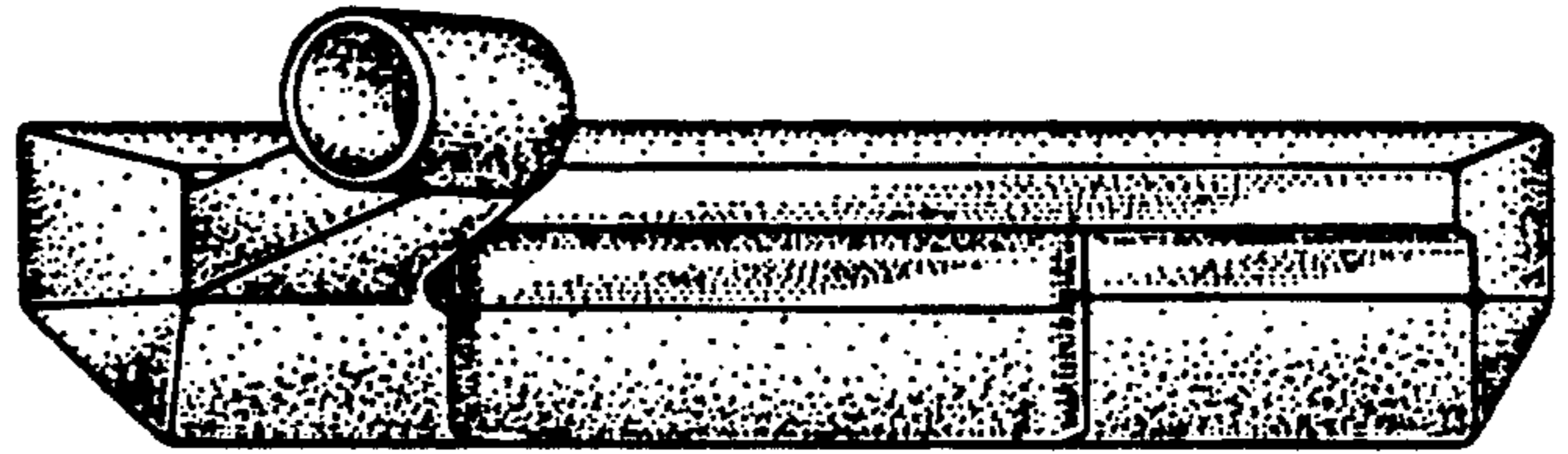


FIG. 5

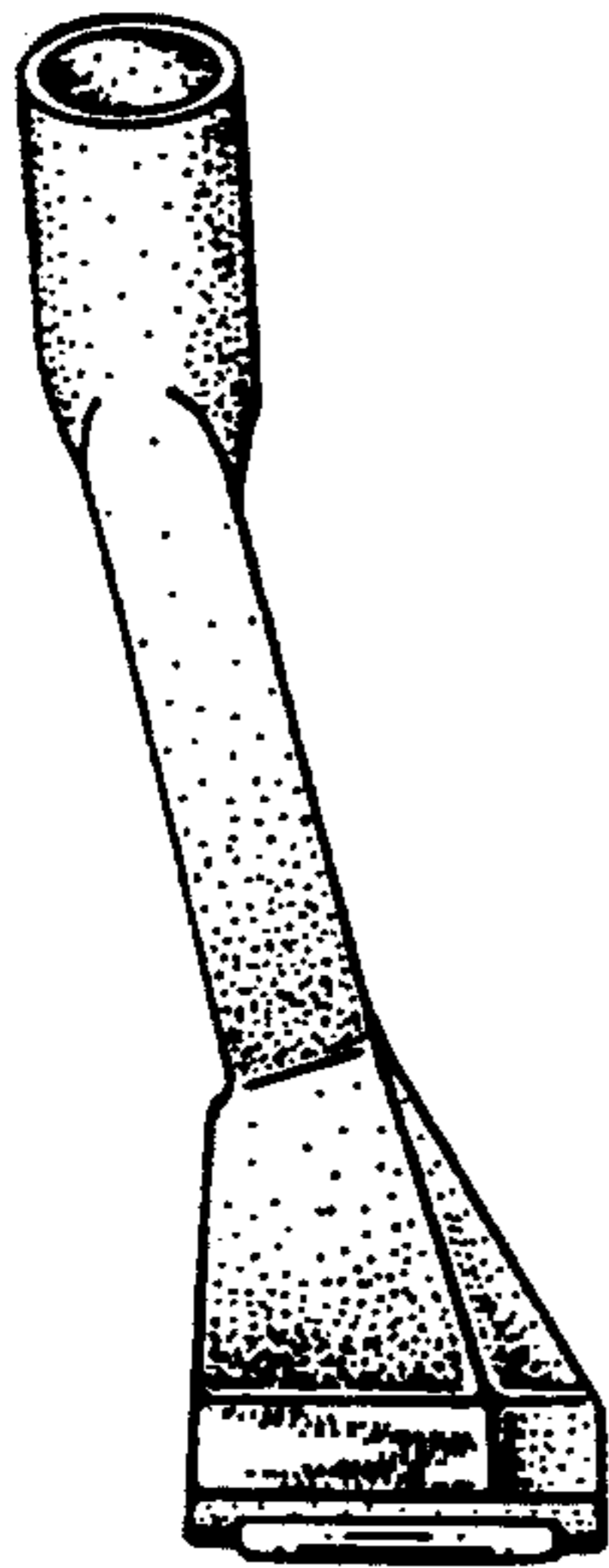


FIG. 6




FIG. 7