



US00D344545S

# United States Patent [19]

[11] Patent Number: **Des. 344,545**

Tsai

[45] Date of Patent: **\*\* Feb. 22, 1994**

[54] **PAPER CLIP**

3,673,641 7/1972 Lorber ..... 24/67.9  
4,914,791 4/1990 Lorber ..... 24/67.9

[76] Inventor: **Chin Y. Tsai**, 2F., No. 218, Sec. 1,  
Hsueh Fu Rd., Tu Cheng Shiang,  
Taipei Hsien, Taiwan

**OTHER PUBLICATIONS**

Office Products Depot, Dec. 1984, see Baumgarten's ad  
lower right, highlighted clip (circled)-D19/86.

[\*\*] Term: **14 Years**

*Primary Examiner*—Nelson C. Holtje  
*Assistant Examiner*—Martie Thompson  
*Attorney, Agent, or Firm*—Pro-Techtor International

[21] Appl. No.: **919,108**

[22] Filed: **Jul. 22, 1992**

[52] U.S. Cl. .... **D19/65; D19/86**

[58] Field of Search ..... **24/67 R, 67 CF, 67.3,**  
**24/67.9, 545, 546-547, 563, 555, 556, DIG. 8;**  
**D19/65, 75, 86, 90, 91, 34**

[57] **CLAIM**

The ornamental design for a paper clip, as shown.

[56] **References Cited**

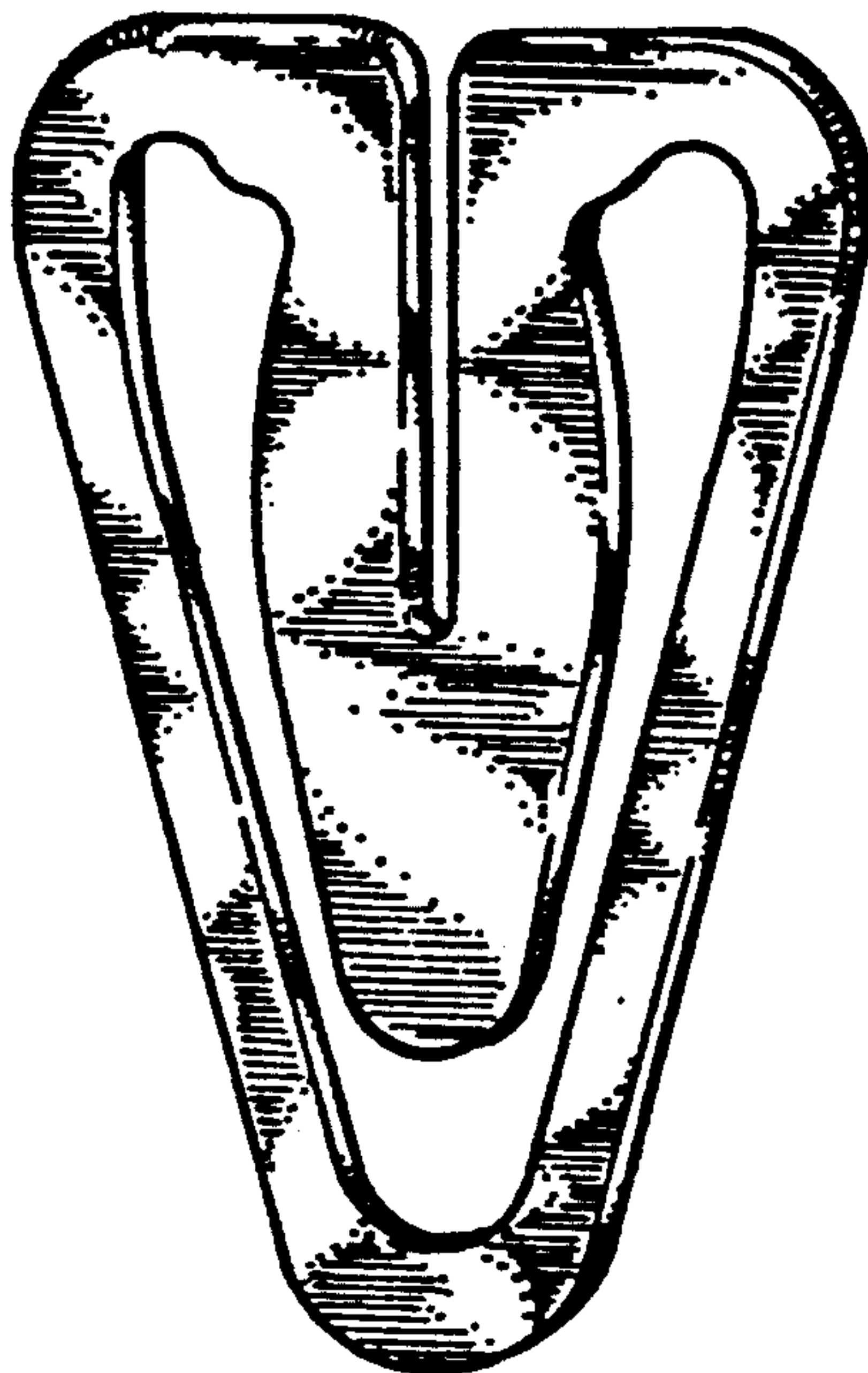
**DESCRIPTION**

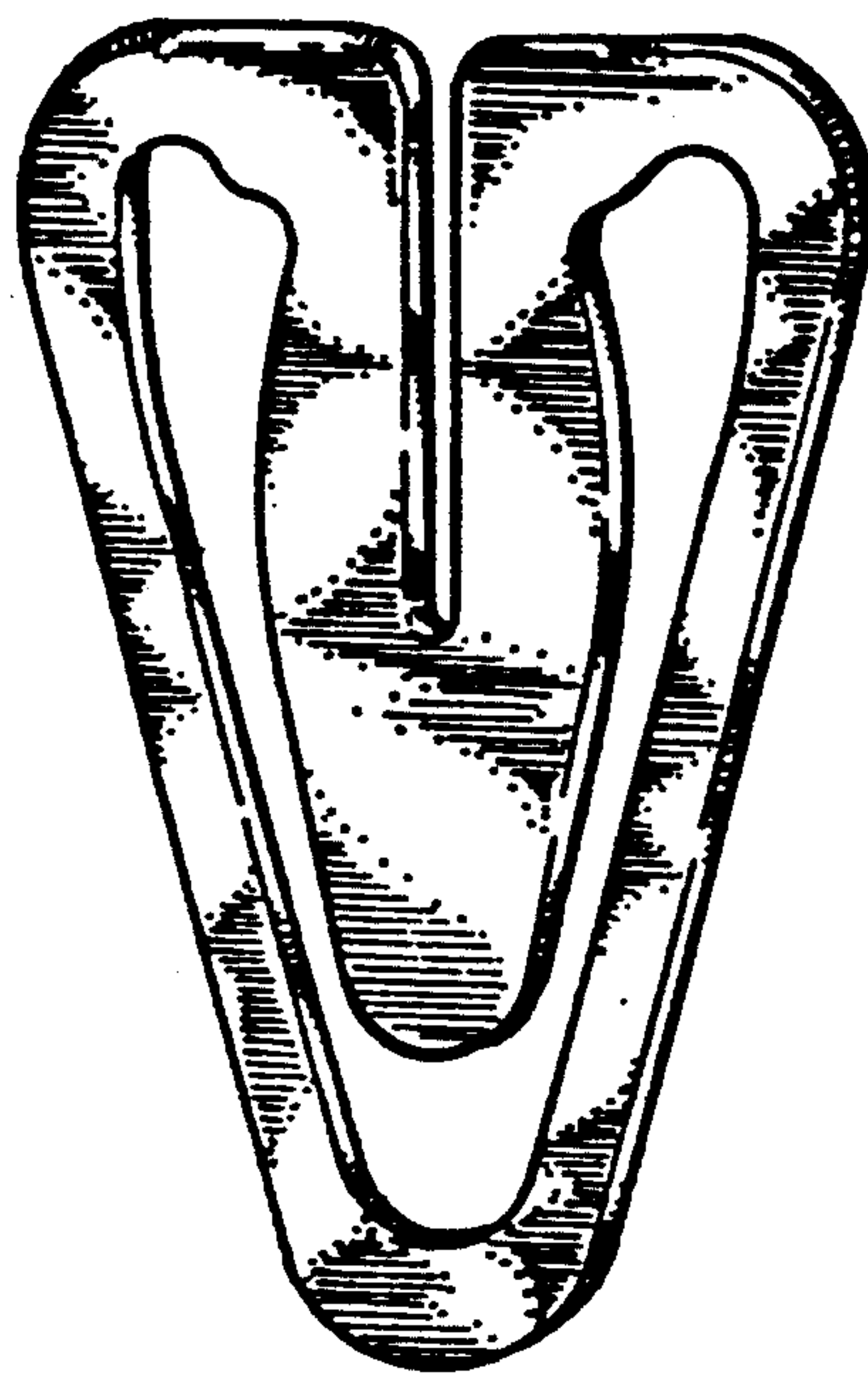
**U.S. PATENT DOCUMENTS**

FIG. 1 is a perspective of a paper clip showing my new  
design;

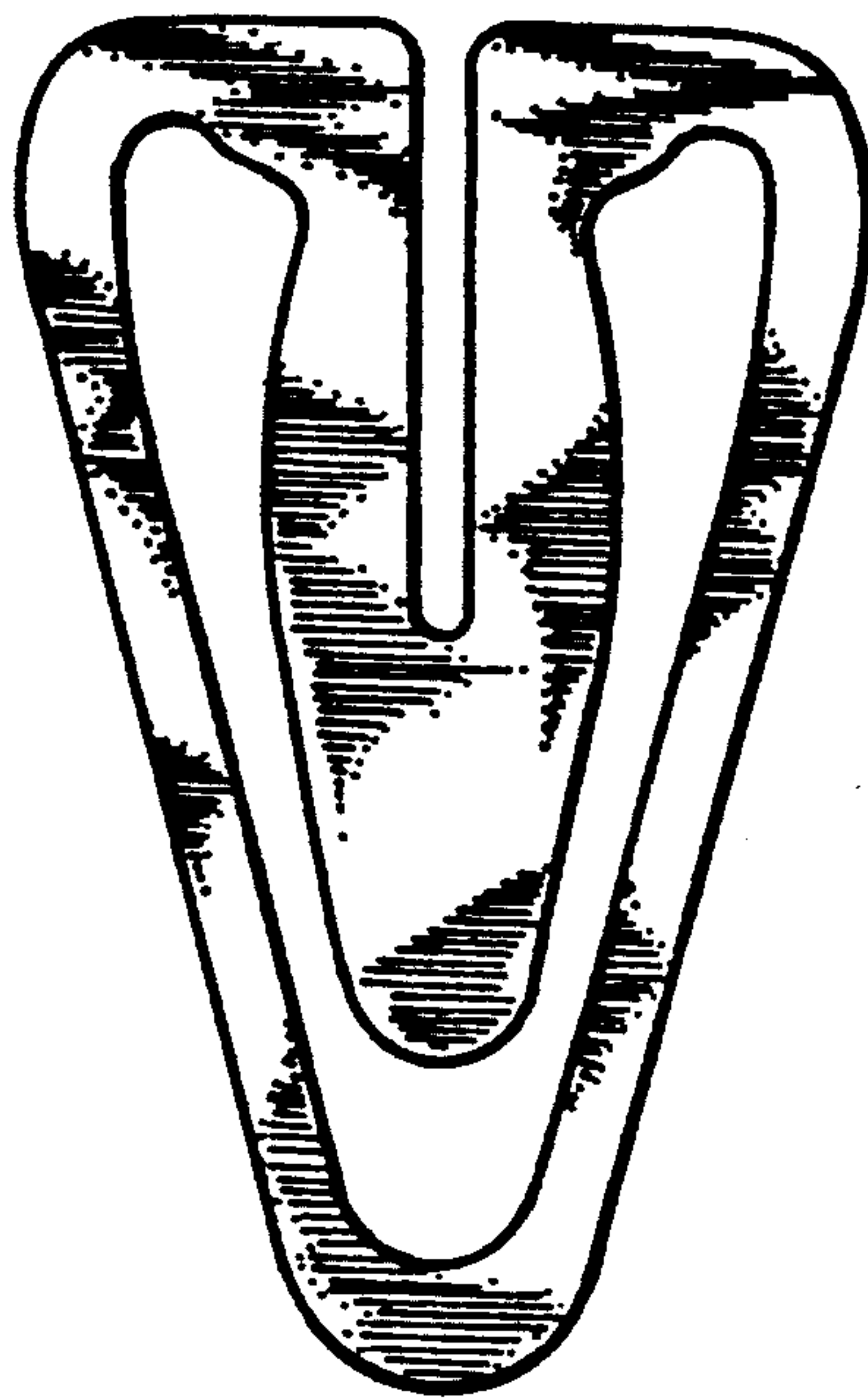
- D. 053,554 7/1919 Averill ..... D19/65
- D. 293,337 12/1987 Burgdorf ..... D19/65
- D. 305,036 12/1989 Voetsch ..... D19/34
- 763,303 6/1904 Mayers ..... D10/65 XR

- FIG. 2 is a front elevational view thereof;
- FIG. 3 is a side elevational view thereof;
- FIG. 4 is a top plan view thereof; and,
- FIG. 5 is a bottom plan view thereof.





*Fig. 1*



*Fig. 2*



*Fig. 3*



*Fig. 4*



*Fig. 5*