



US00D344539S

United States Patent [19]

[11] Patent Number: **Des. 344,539**

Simmons

[45] Date of Patent: **** Feb. 22, 1994**

[54] **GREETING CARD**

[75] Inventor: **Robert J. Simmons, Denver, Colo.**

[73] Assignee: **RJ Technical Services, Inc., Denver, Colo.**

[**] Term: **14 Years**

[21] Appl. No.: **770,661**

[22] Filed: **Oct. 3, 1991**

[52] U.S. Cl. **D19/1**

[58] Field of Search 229/92.1, 92.8, 92.9, 229/92.3, 80, 22; 40/124, 124.1; D19/1, 2, 3, 4

[56] **References Cited**

U.S. PATENT DOCUMENTS

D. 259,572	6/1981	Renaud	D19/1
D. 259,573	6/1981	Renaud	D19/1
D. 277,489	2/1985	Holson	D19/1
D. 280,150	8/1985	Pargman	D6/311
D. 304,459	11/1989	Lambert	D19/2

D. 305,728	1/1990	Tufariello	D9/305
D. 308,074	5/1990	Warkentin	D19/1
D. 308,223	5/1990	Dudley	D19/21
D. 312,655	12/1990	Faiola et al.	D19/2
3,986,283	10/1976	Pelaez	229/92.8

Primary Examiner—Wallace R. Burke
Assistant Examiner—Marcus Jackson
Attorney, Agent, or Firm—Luke Santangelo

[57] **CLAIM**

The ornamental design for a greeting card, as shown and described.

DESCRIPTION

FIG. 1 is a perspective view of a greeting card showing my new design;

FIG. 2 is a front elevational view thereof;

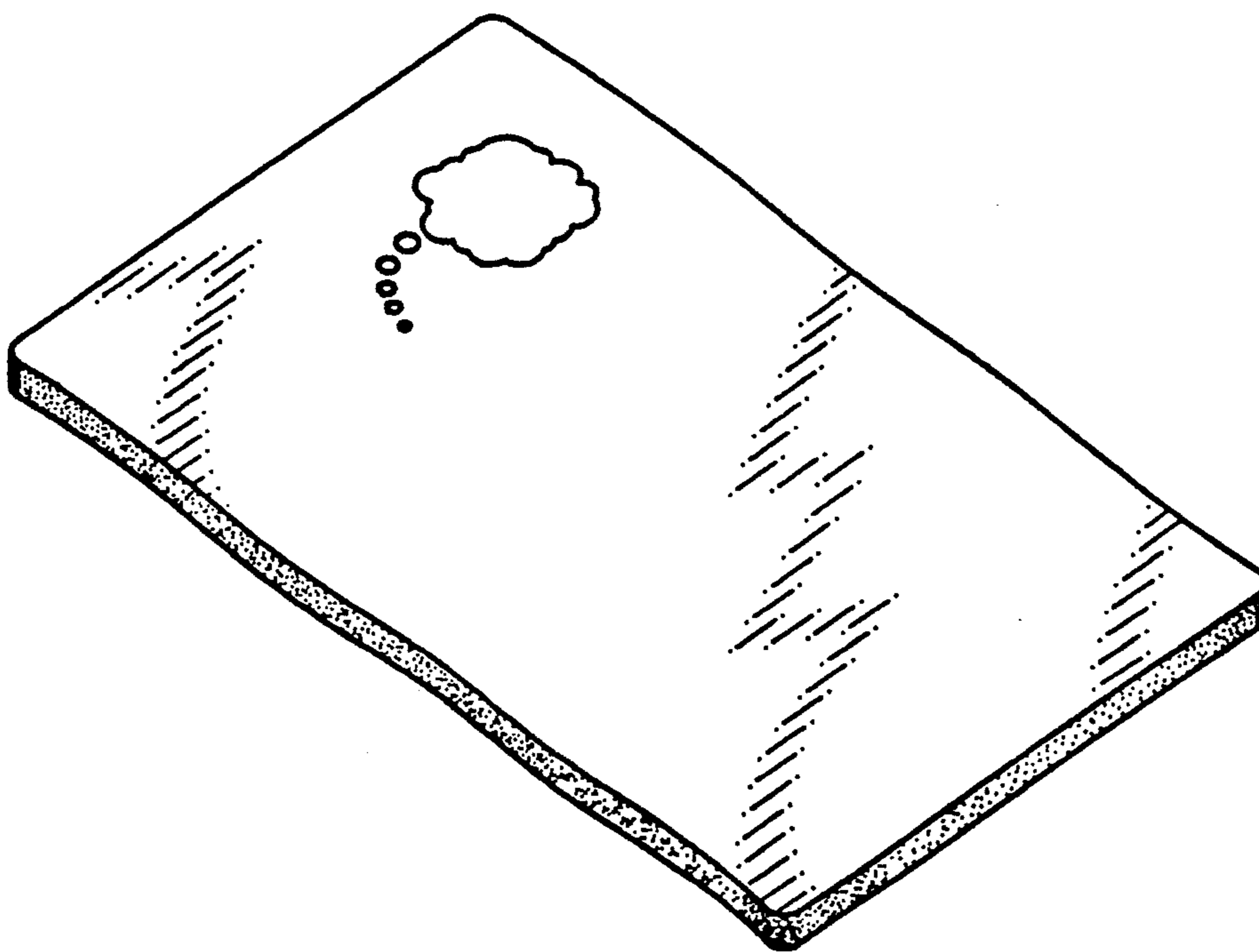
FIG. 3 is a rear elevational view thereof;

FIG. 4 is a right side elevational view thereof;

FIG. 5 is a left side elevational view thereof;

FIG. 6 is a bottom plan view thereof; and,

FIG. 7 is a top plan view thereof.



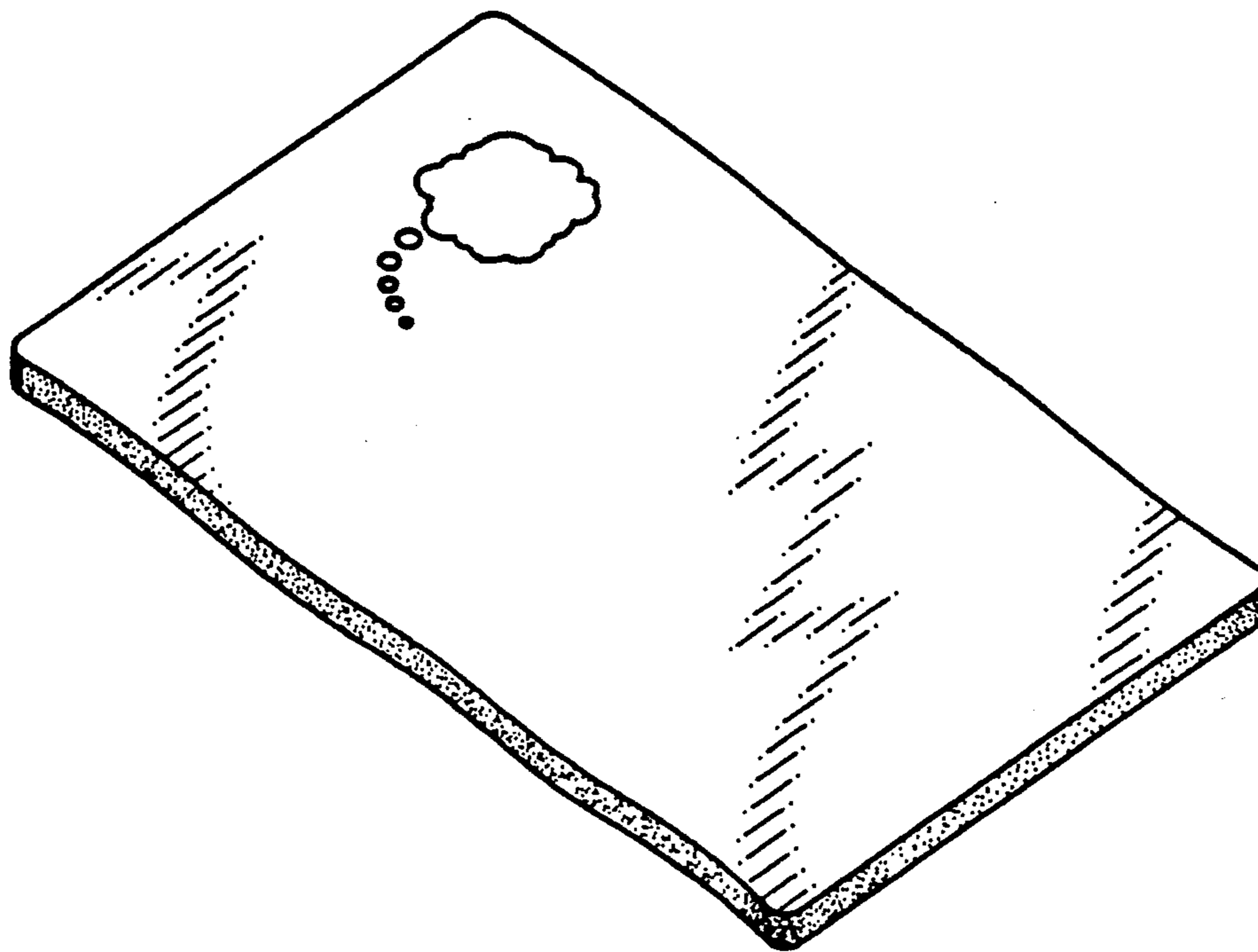


Fig. 1

Fig. 2

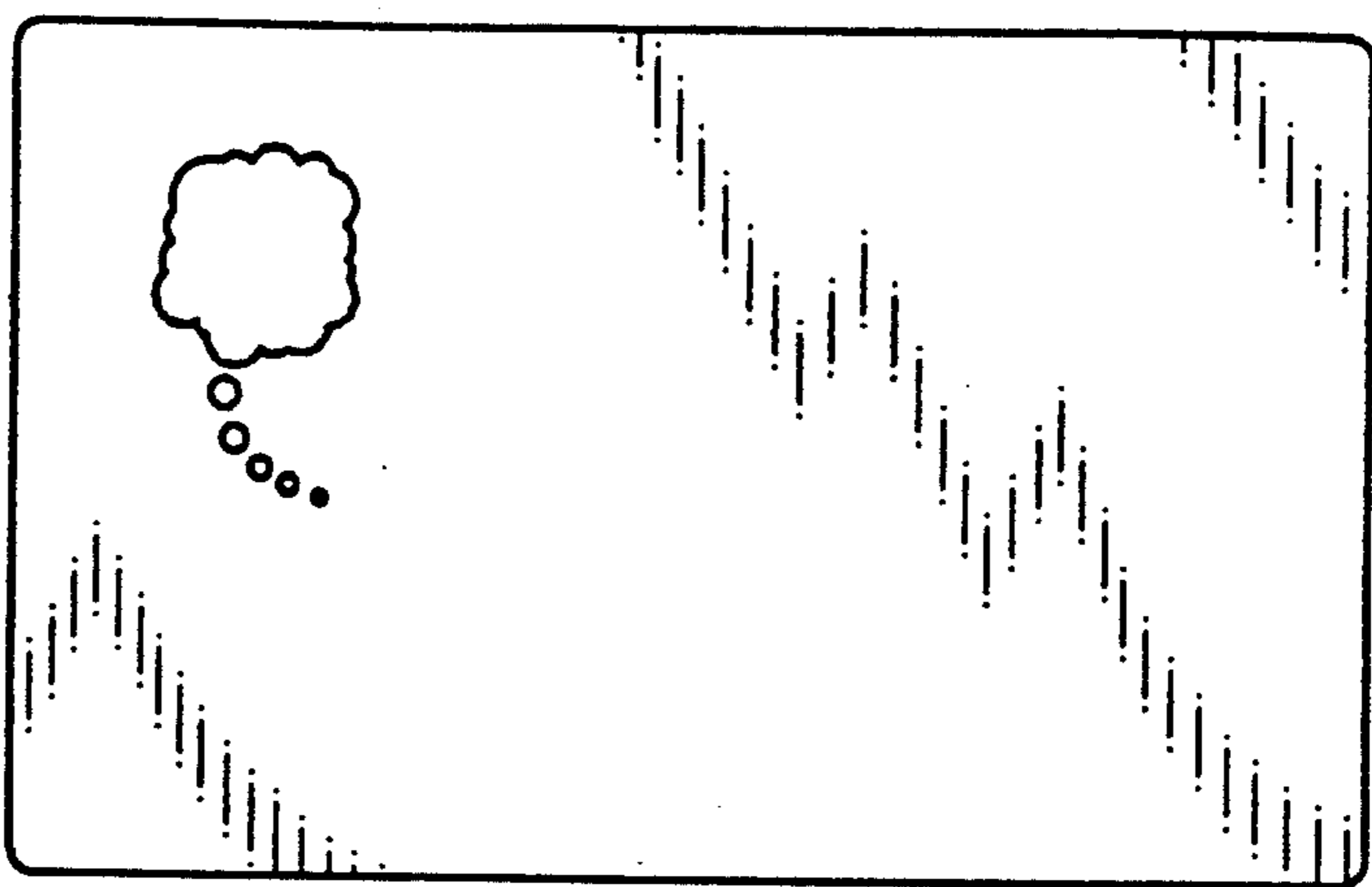


Fig. 3

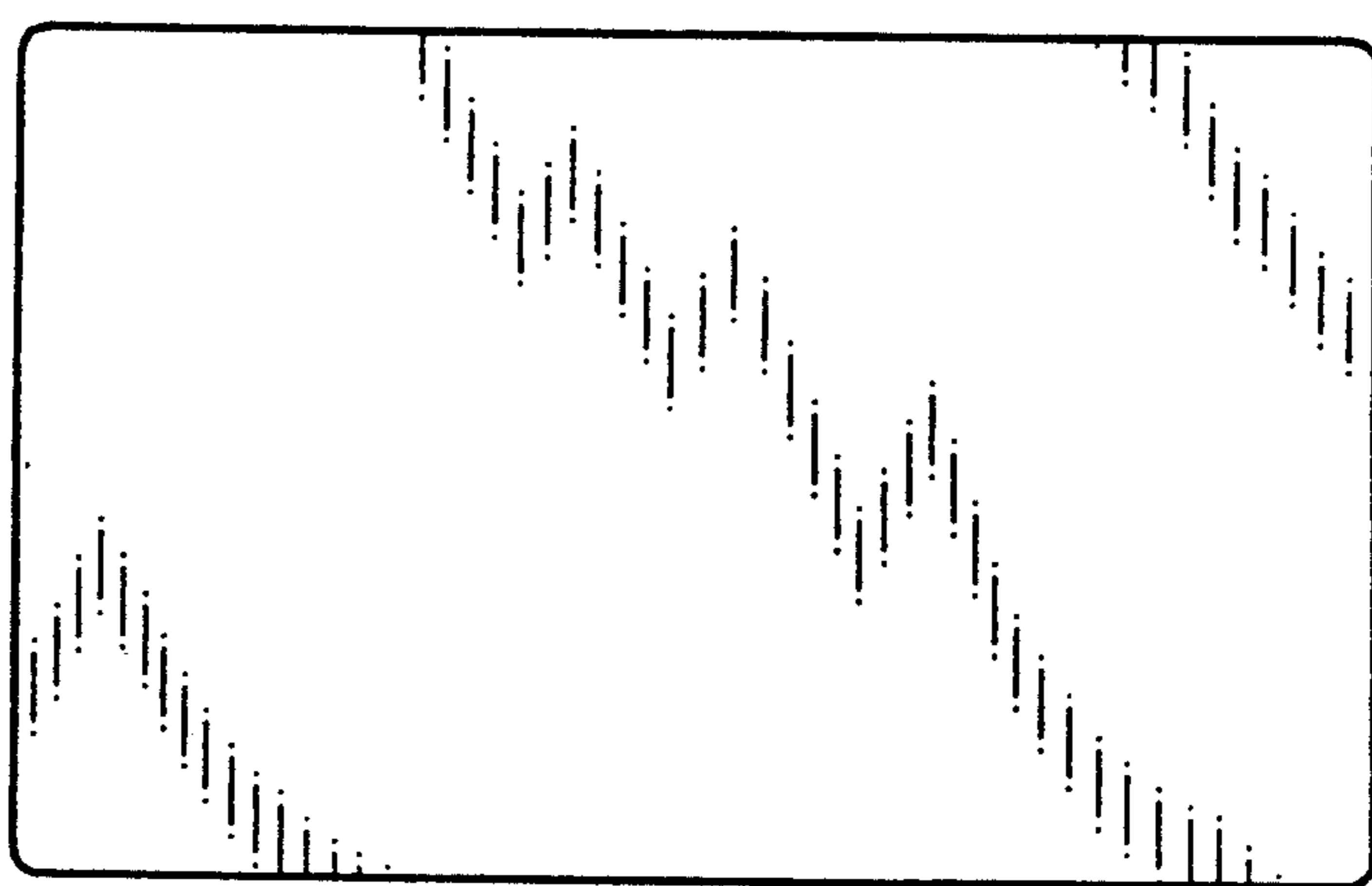


Fig. 4



Fig. 5



Fig. 6



Fig. 7

