



US00D344523S

United States Patent [19]

[11] Patent Number: **Des. 344,523**

Kanno

[45] Date of Patent: **** Feb. 22, 1994**

[54] **REMOTE CONTROLLER FOR AN AUDIO DISC PLAYER**

[56] **References Cited**

[75] Inventor: **Ryuta Kanno, Tokyo, Japan**

U.S. PATENT DOCUMENTS

- D. 168,442 12/1952 Gast D14/218
- D. 318,670 7/1991 Taniguchi D14/205
- D. 324,048 2/1992 Tanaka D14/217
- D. 326,655 6/1992 Iribe D14/205

[73] Assignee: **Sony Corporation, Tokyo, Japan**

Primary Examiner—Theodore M. Shooman
Attorney, Agent, or Firm—Lewis H. Eslinger; Jay H. Maioli

[**] Term: **14 Years**

[57] **CLAIM**

[21] Appl. No.: **870,312**

The ornamental design for a remote controller for an audio disc player, as shown and described.

[22] Filed: **Apr. 17, 1992**

DESCRIPTION

[30] **Foreign Application Priority Data**

Nov. 11, 1991 [JP] Japan 3-34056

[52] U.S. Cl. **D14/218; D14/192; D14/205**

[58] Field of Search 455/151.1, 352-355; 358/194.1; D14/124, 192, 217-218, 299, 205; D13/168; D18/6-7, 11

FIG. 1 is a top plan view of a remote controller for an audio disc player showing my new design; FIG. 2 is a left-side elevational view thereof; FIG. 3 is a right-side elevational view thereof; FIG. 4 is a front elevational view thereof; FIG. 5 is a rear elevational view thereof; FIG. 6 is a bottom plan view thereof; and, FIG. 7 is a perspective view thereof, shown in the operating condition.

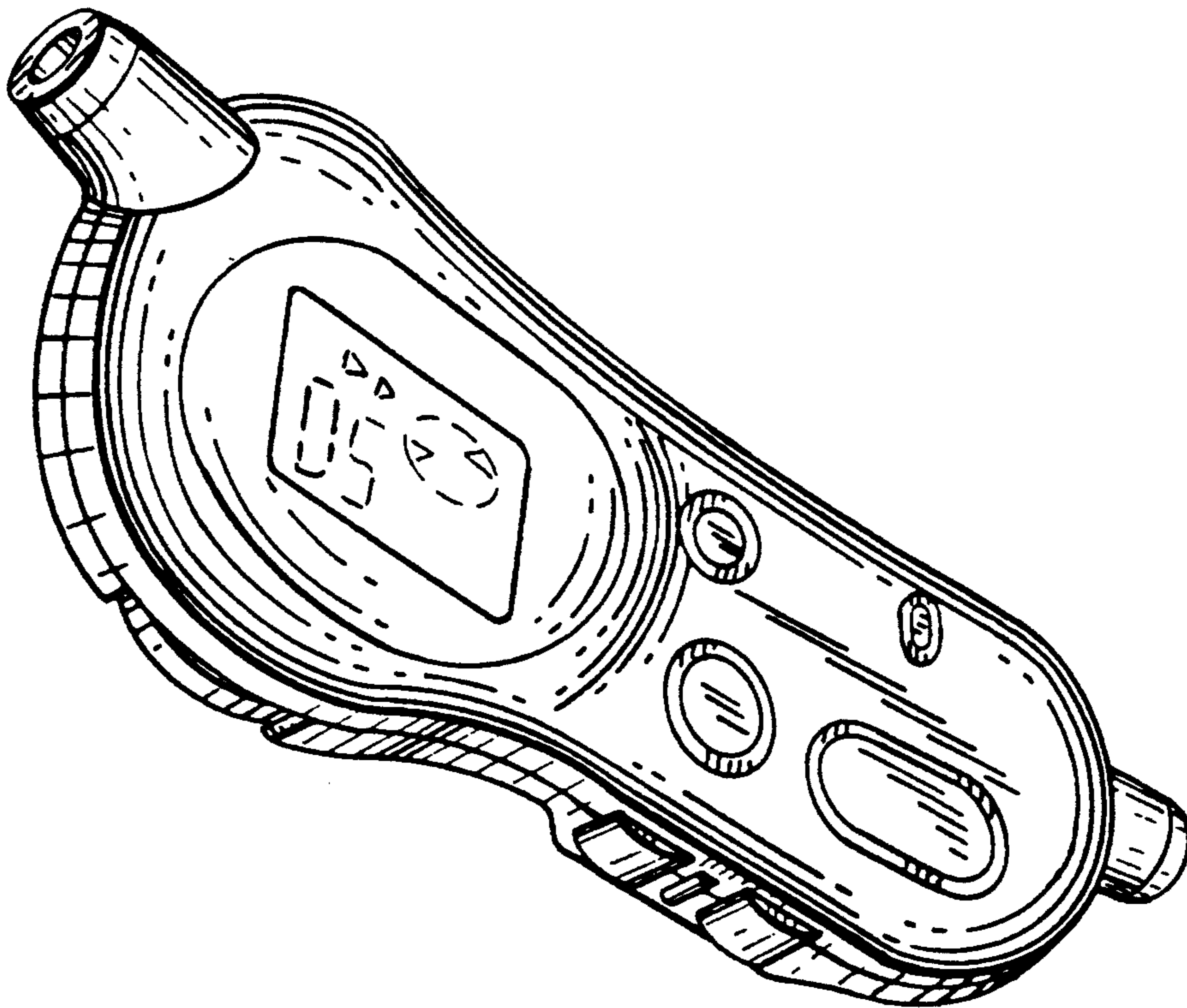


FIG. 1




FIG. 2




FIG. 4




FIG.3




FIG.5

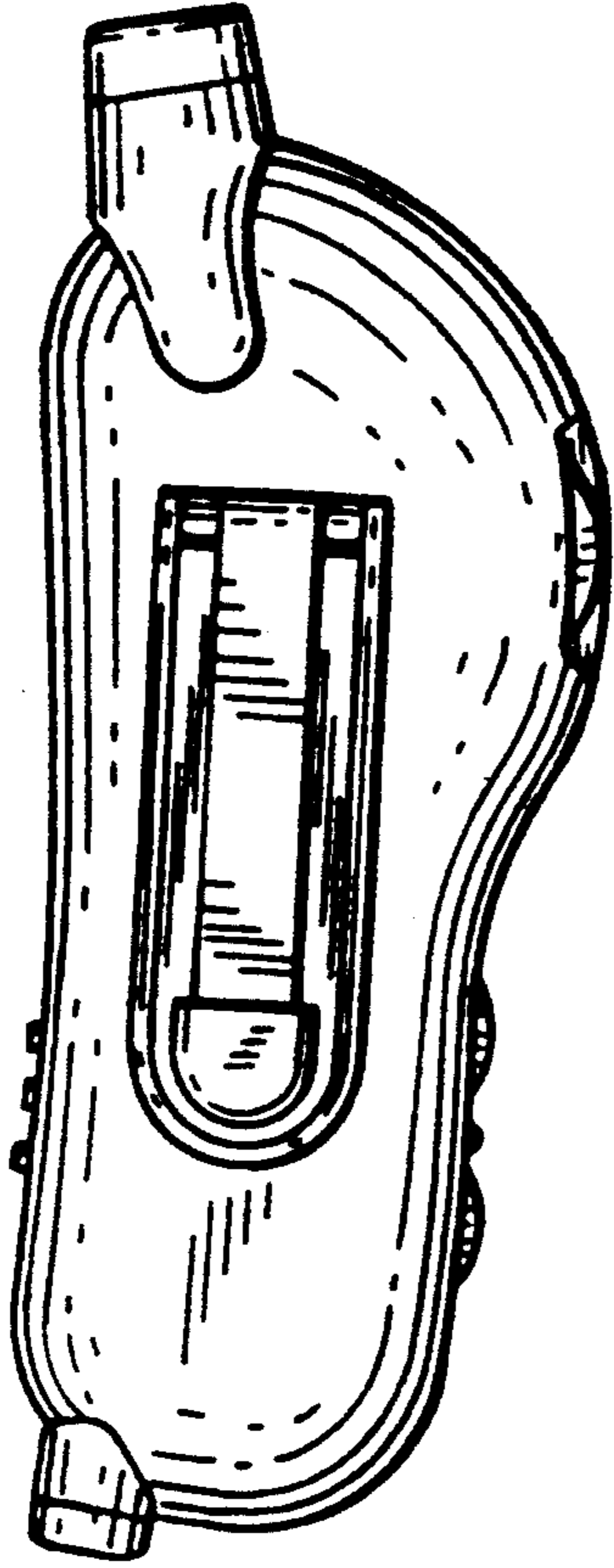



FIG.6



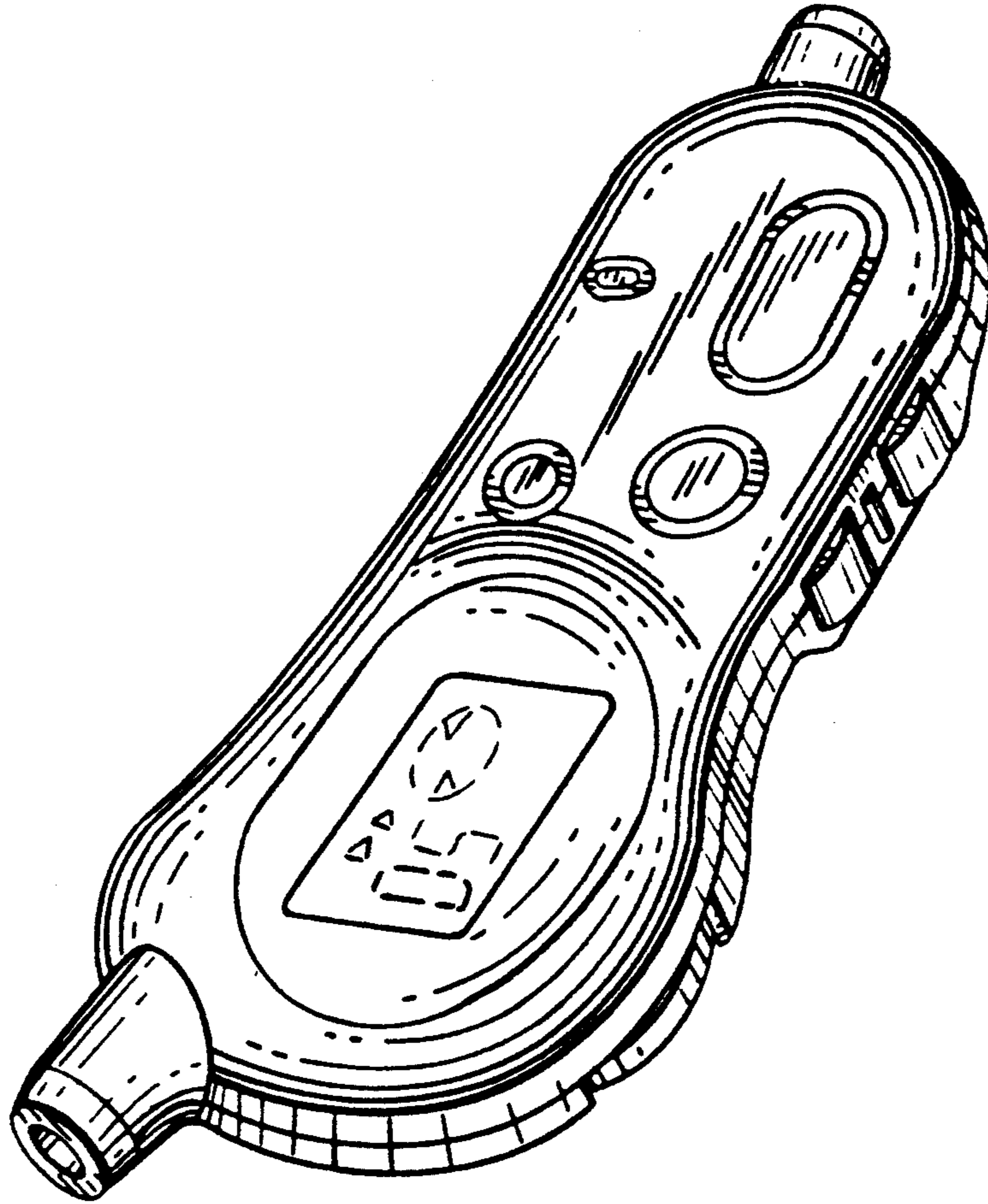


FIG.7