



US00D344522S

# United States Patent [19] Taniguchi

[11] Patent Number: **Des. 344,522**

[45] Date of Patent: **\*\* Feb. 22, 1994**

[54] **REMOTE CONTROLLER**

[75] Inventor: **Shuhei Taniguchi, Tokyo, Japan**

[73] Assignee: **Sony Corporation, Tokyo, Japan**

[\*\*] Term: **14 Years**

[21] Appl. No.: **741,831**

[22] Filed: **Aug. 7, 1991**

[30] **Foreign Application Priority Data**

Feb. 18, 1991 [JP] Japan ..... 3-4075

[52] U.S. Cl. .... **D14/218; D14/205**

[58] Field of Search ..... 358/194.1; D14/124,  
D14/217, 218, 205, 299; D13/168

[56] **References Cited**

**U.S. PATENT DOCUMENTS**

D. 318,670 7/1991 Taniguchi ..... D14/223 X

D. 326,655 6/1992 Iribe ..... D14/192

D. 334,043 3/1993 Taniguchi et al. .... D14/205

*Primary Examiner*—Theodore M. Shooman  
*Attorney, Agent, or Firm*—Lewis H. Eslinger; Jay H. Maioli

[57] **CLAIM**

The ornamental design for a remote controller, as shown and described.

**DESCRIPTION**

FIG. 1 is a left side view of our new design;  
FIG. 2 is a front view thereof;  
FIG. 3 is a right side view thereof;  
FIG. 4 is a top plan view thereof;  
FIG. 5 is a bottom view thereof;  
FIG. 6 is a rear thereof; and,  
FIG. 7 is a perspective view thereof with the design being shown in using condition.

The broken line showing of the tape player, cord and earphones in FIG. 7 is for illustrative purposes only and forms no part of the claimed design.

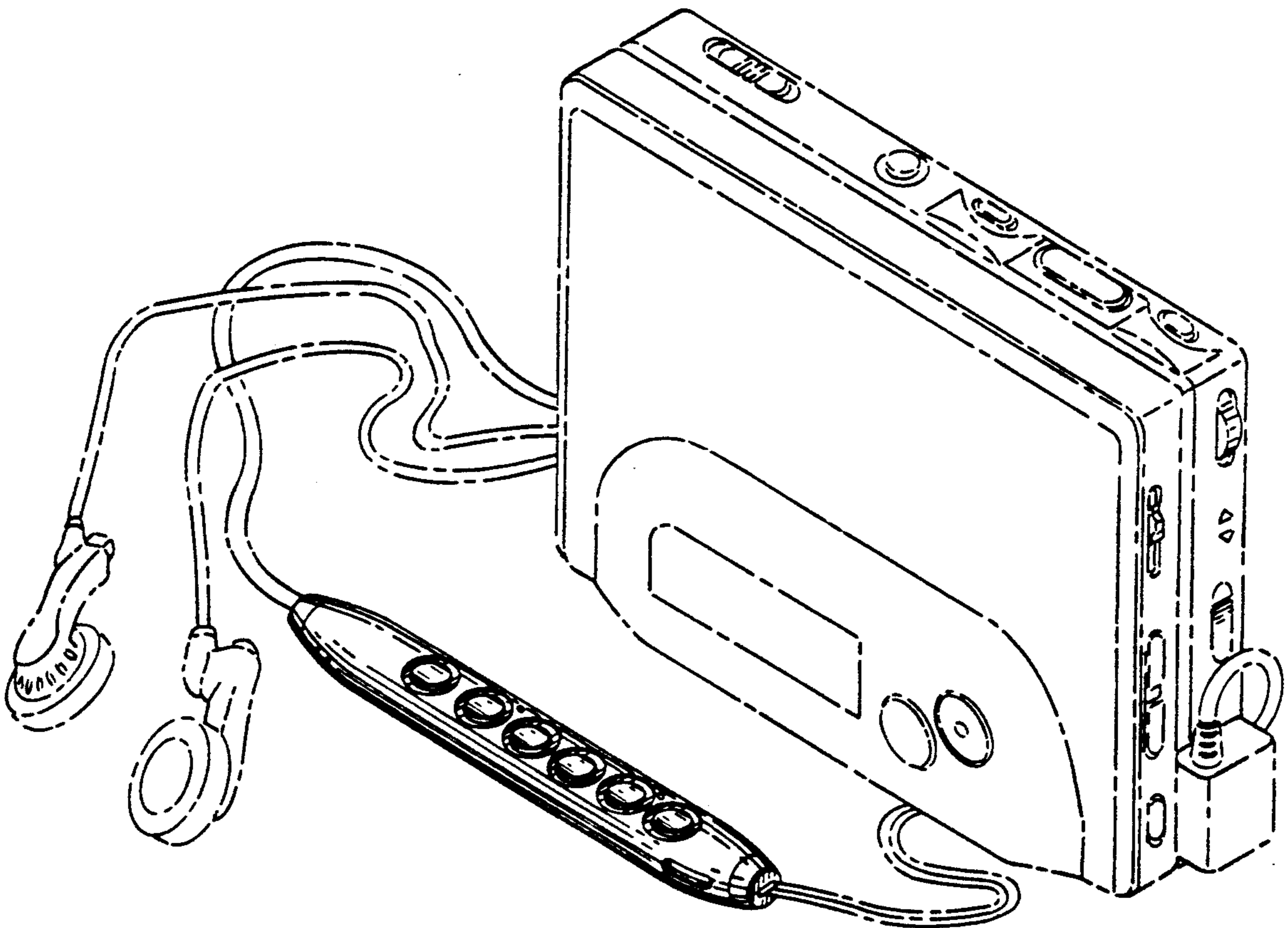


FIG. 1




FIG. 2




FIG. 4





FIG. 5



FIG. 3



FIG. 6



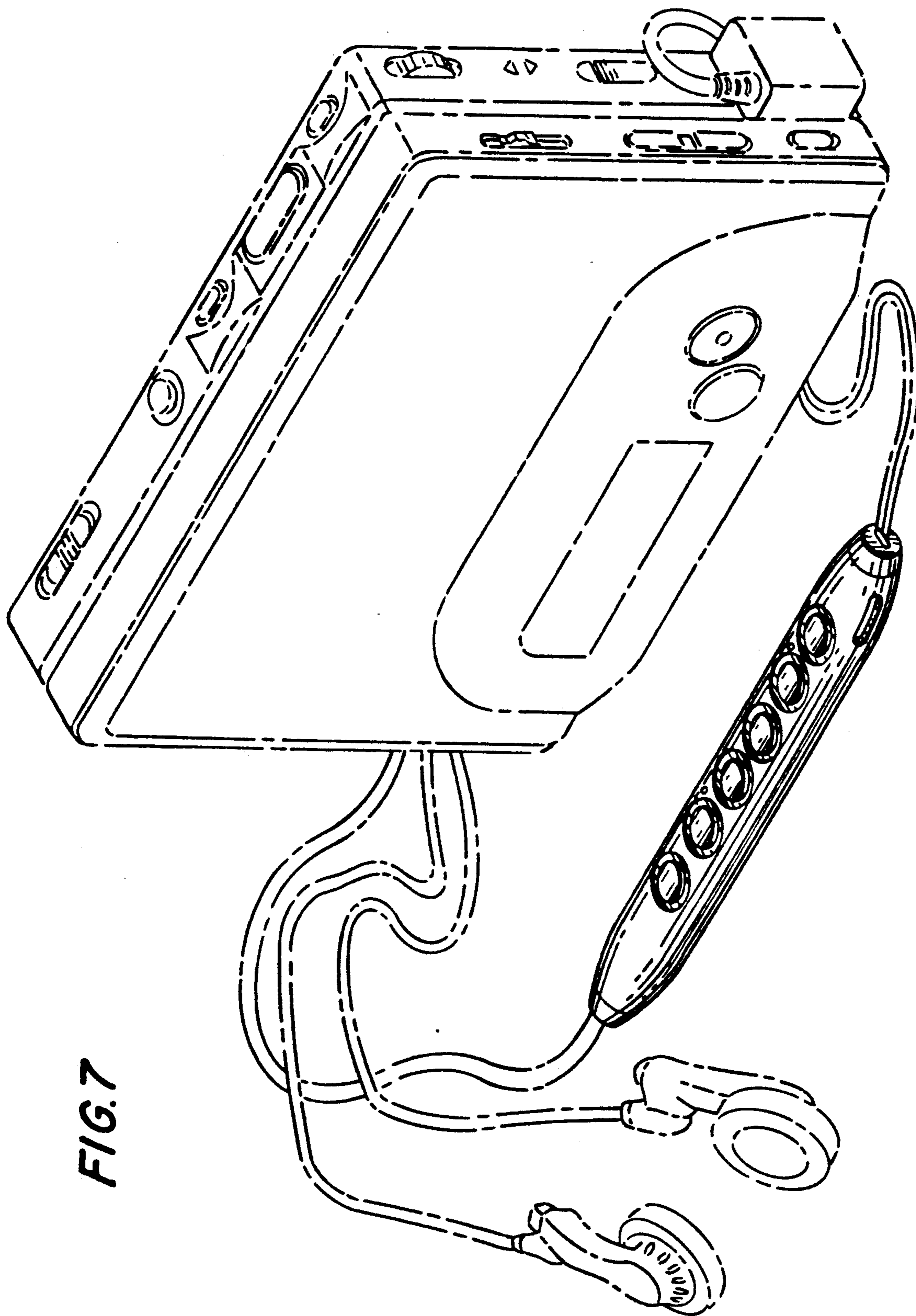


FIG. 7