



US00D344518S

# United States Patent [19]

**Kakizaki**

[11] **Patent Number: Des. 344,518**

[45] **Date of Patent: \*\* Feb. 22, 1994**

[54] **MOBIL TAPE PLAYER COMBINED WITH A RADIO TUNER**

[75] **Inventor: Shigeyuki Kakizaki, Tokyo, Japan**

[73] **Assignee: Sony Corporation, Tokyo, Japan**

[\*\*] **Term: 14 Years**

[21] **Appl. No.: 1,701**

[22] **Filed: Nov. 20, 1992**

[52] **U.S. Cl. .... D14/157**

[58] **Field of Search ..... 455/73, 89-90, 455/345, 346; D14/124, 137, 157, 257, 258, 299**

[56] **References Cited**

**U.S. PATENT DOCUMENTS**

- D. 321,512 11/1991 Kanari ..... D14/157
- D. 327,262 6/1992 Goatman ..... D14/157 X
- D. 334,572 4/1993 Gauthier et al. .... D14/157 X
- D. 335,495 5/1993 Lee ..... D124/157

**OTHER PUBLICATIONS**

High Fidelity, May 1987, p. 51, Sony CDX-R88 Car receiver/CD player.

Stereo Review, Apr. 1989, p. 11, Harman/Kardon receiver disk.

*Primary Examiner*—Theodore M. Shooman  
*Attorney, Agent, or Firm*—Lewis H. Eslinger; Jay H. Maioli

[57] **CLAIM**

The ornamental design for a mobile tape player combined with a radio tuner, as shown.

**DESCRIPTION**

FIG. 1 is a top, front and right-side perspective view of a mobile tape player combined with a radio tuner, showing my new design;

FIG. 2 is a front elevational view thereof;


FIG. 3 is a rear elevational view thereof;

FIG. 4 is a left-side elevational view thereof;

FIG. 5 is a right-side elevational view thereof;

FIG. 6 is a top plan view thereof; and,

FIG. 7 is a bottom plan view thereof.






FIG. 1

FIG. 2


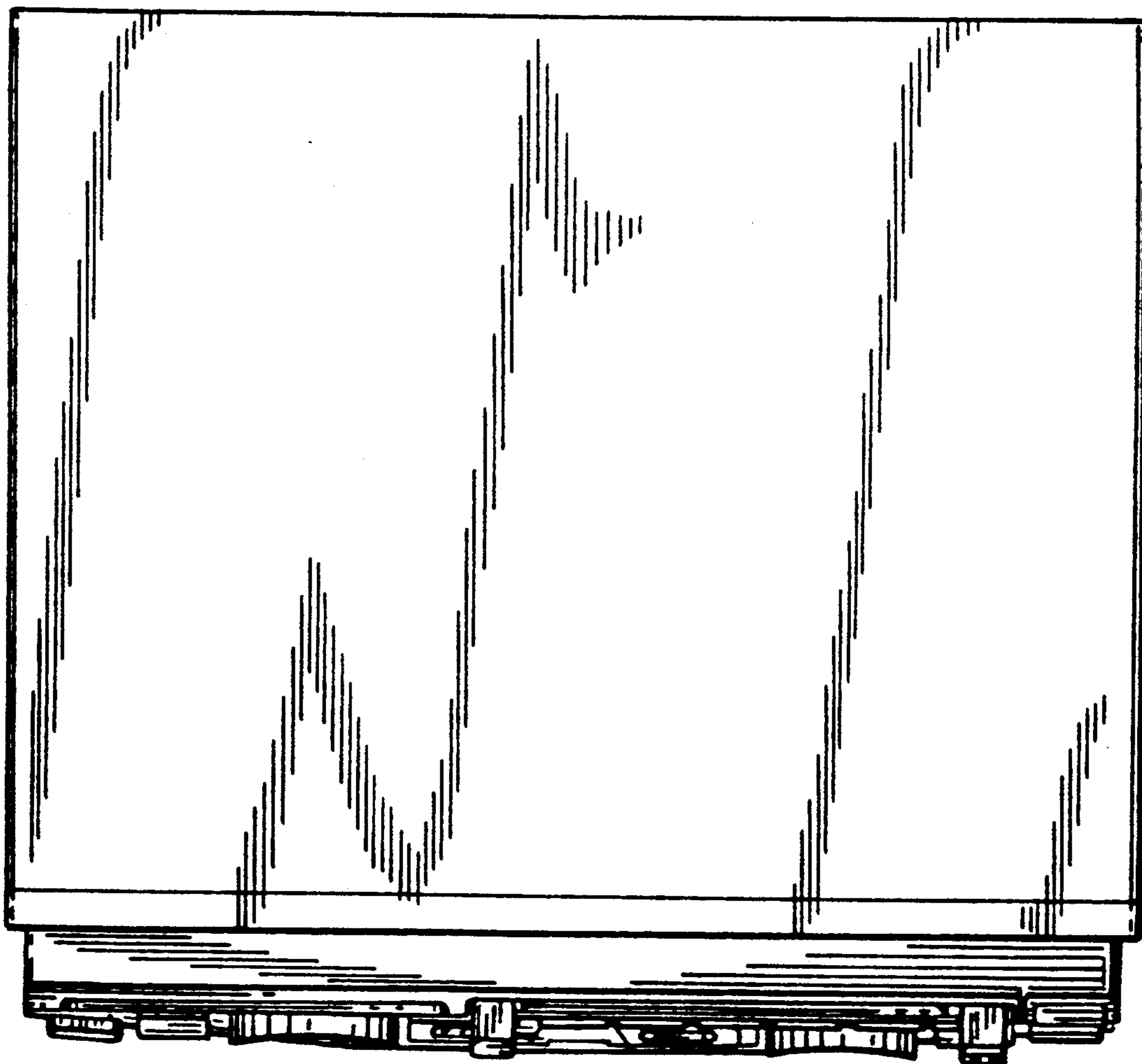
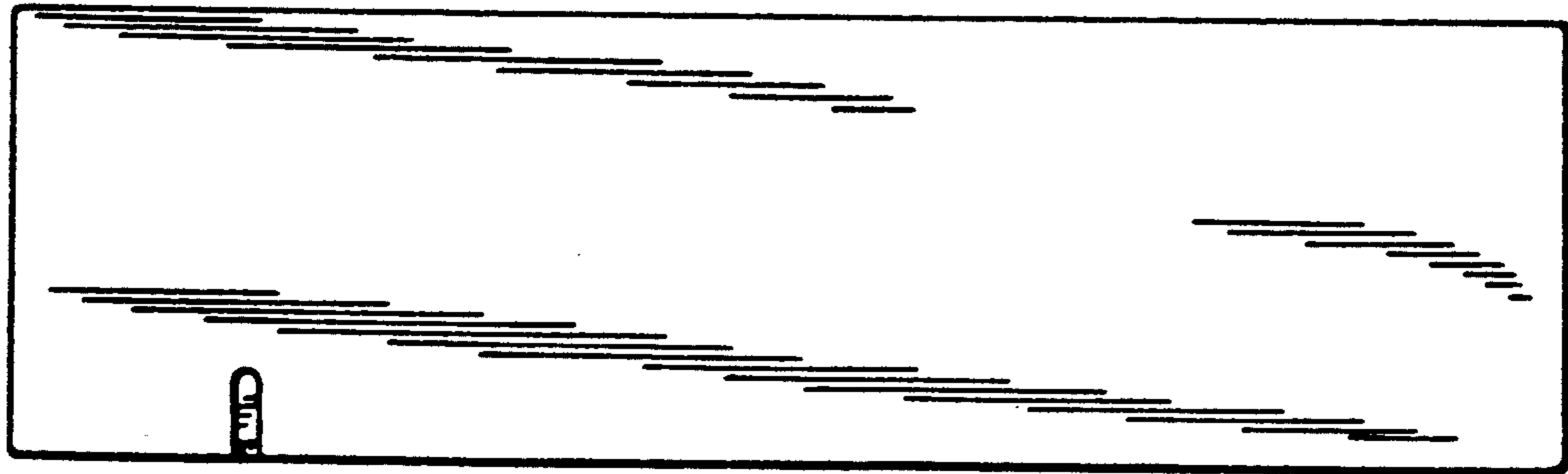


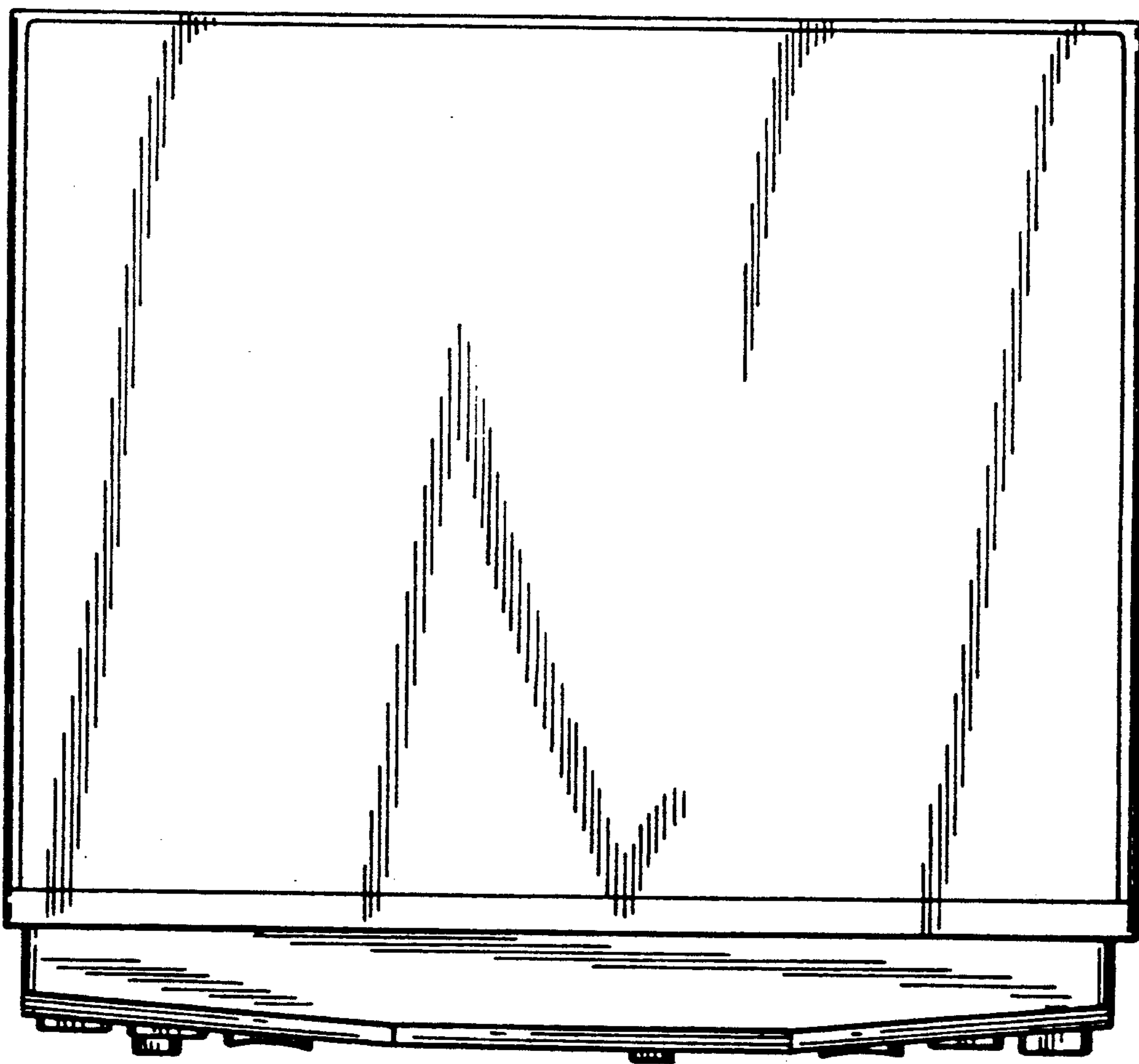
FIG. 6



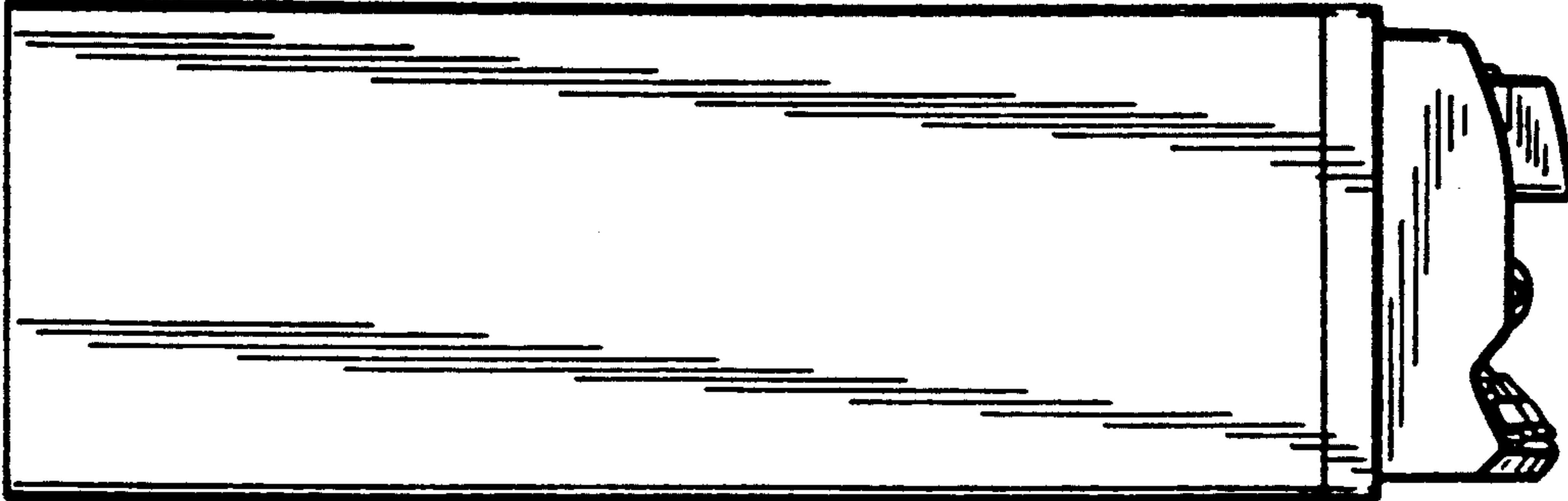
*FIG. 3*



*FIG. 7*



*FIG. 4*



*FIG. 5*

