



US00D344514S

# United States Patent [19]

[11] Patent Number: **Des. 344,514**

Bales et al.

[45] Date of Patent: **\*\* Feb. 22, 1994**

[54] TELEPHONE HANDSET

[75] Inventors: **Harold D. Bales**, New Palestine, Ind.;  
**Daniel K. Harden; Barbara H. Saucedo**, both of Palo Alto, Calif.;  
**Paul J. Straub**, Mooresville, Ind.

[73] Assignee: **AT&T Bell Laboratories**, Murray Hill, N.J.

[\*\*] Term: **14 Years**

[21] Appl. No.: **952,168**

[22] Filed: **Sep. 28, 1992**

[52] U.S. Cl. .... **D14/148**

[58] Field of Search ..... 379/58-61,  
379/433, 434, 428, 429, 440; D14/138, 137, 140,  
142, 149-151, 147, 148, 247, 248, 240, 241

[56] **References Cited**

**U.S. PATENT DOCUMENTS**

D. 229,837 1/1974 Genaro et al. .... D14/248  
D. 275,005 8/1984 Genaro et al. .... D14/63

D. 277,573 2/1985 McGarvey et al. .... D14/53  
D. 287,487 12/1986 Sasaki et al. .... D14/148 X  
D. 287,493 12/1986 Young ..... D14/148  
D. 287,971 1/1987 Bond ..... D14/148 X  
D. 288,561 3/1987 Bond ..... D14/138  
D. 338,890 8/1993 Nogas et al. .... D14/248  
4,694,485 9/1987 Iwase ..... 379/61 X


*Primary Examiner*—Nelson C. Holtje  
*Assistant Examiner*—Jeffrey Asch  
*Attorney, Agent, or Firm*—Michael A. Morra

[57] **CLAIM**

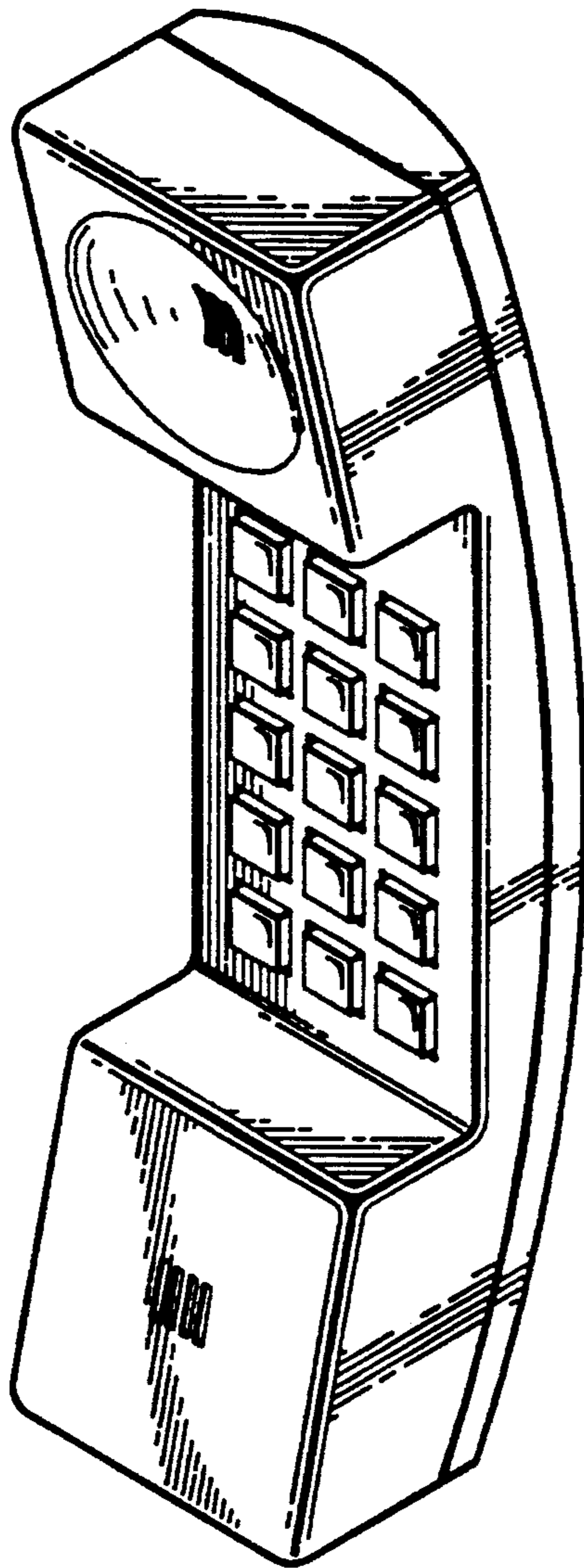
The ornamental design for a telephone handset, as shown and described.

**DESCRIPTION**

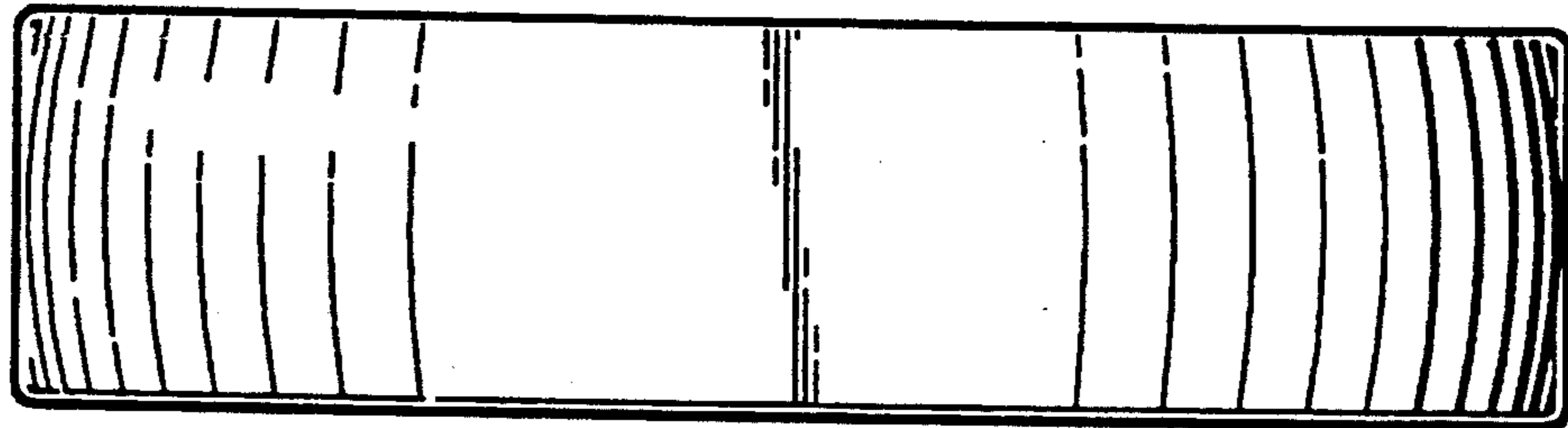
FIG. 1 is a front, receiver-end and side perspective view of a telephone handset showing our new design; FIG. 2 is a back plan view thereof; FIG. 3 is a side elevational view of the telephone handset, the opposite side being a mirror-image thereof; and, FIG. 4 is an end elevational view of the telephone handset, the opposite end being identical therewith.



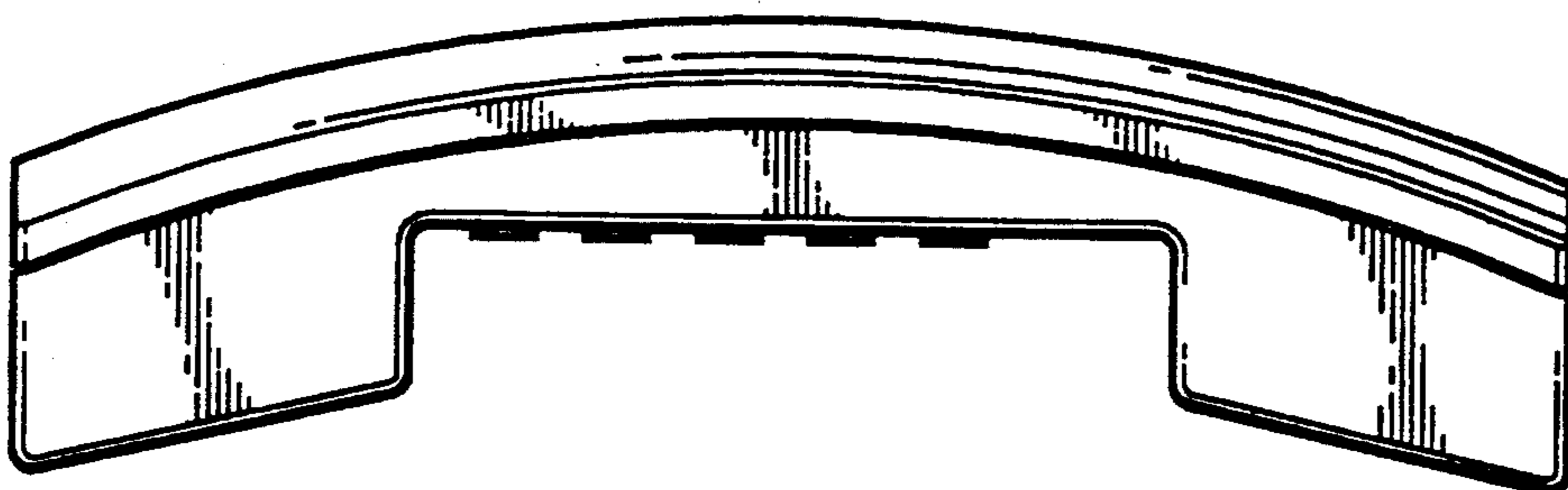
*Fig. 1*



*Fig. 2*



*Fig. 3*



*Fig. 4*

