



US00D344486S

United States Patent [19]

[11] Patent Number: **Des. 344,486**

McWilliams

[45] Date of Patent: **** Feb. 22, 1994**

[54] **FRAME FOR A TAG**

[76] Inventor: **Jane L. McWilliams, 26000
Aeropuerto #84, San Juan
Capistrano, Calif. 92675**

[**] Term: **14 Years**

[21] Appl. No.: **933,527**

[22] Filed: **Aug. 24, 1992**

[52] U.S. Cl. **D12/193; D6/306;
D20/42**

[58] Field of Search **40/1, 584, 603, 604,
40/618, 623, 624; D6/300, 302, 306; D20/10,
22, 23, 27, 28, 39, 40, 42; D11/117, 119, 120,
130; D12/193**

[56] **References Cited**

U.S. PATENT DOCUMENTS

D. 145,662 10/1946 **Diamond** **D6/306**
D. 293,339 12/1987 **Evenson** **D20/10**

D. 315,795 4/1885 **Kaufmann** **D11/120**
D. 328,572 8/1992 **Dudley** **D6/306**
2,228,441 1/1941 **Cohen** **D11/120**
5,037,679 8/1991 **Noble, Jr.** **D11/120**

Primary Examiner—Wallace R. Burke
Assistant Examiner—Marcus Jackson
Attorney, Agent, or Firm—S. Michael Bender

[57] CLAIM

The ornamental design for a frame for a tag, as shown and described.

DESCRIPTION

FIG. 1 is a front elevational view of the frame for a tag showing my new design, with the broken line showing for illustrative purposes only and forming no part of the claimed design;

FIG. 2 is a rear elevational view thereof;
FIG. 3 is a left side elevational view thereof;
FIG. 4 is a right side elevational view thereof;
FIG. 5 is a top plan view thereof; and,
FIG. 6 is a bottom plan view thereof.

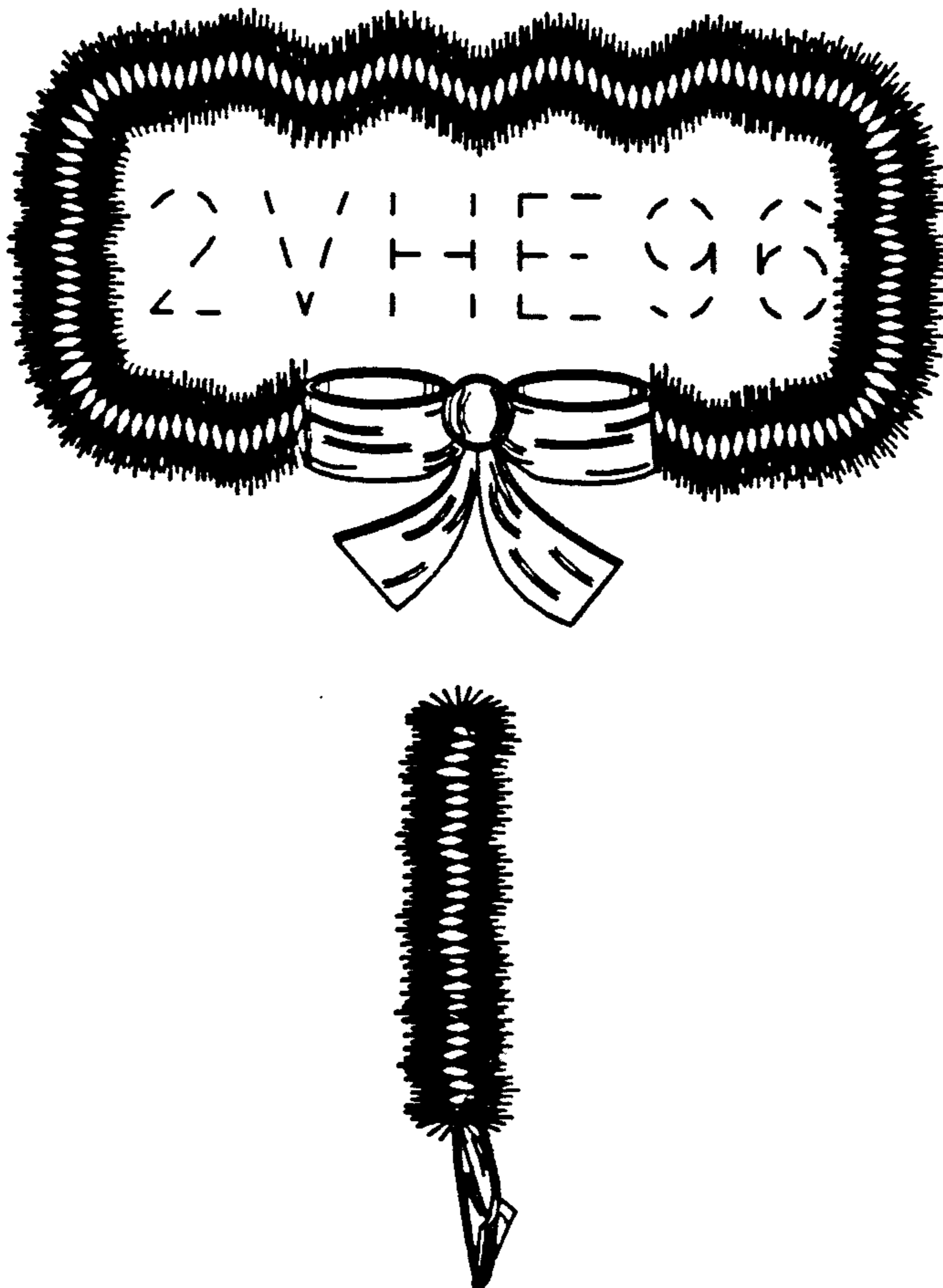
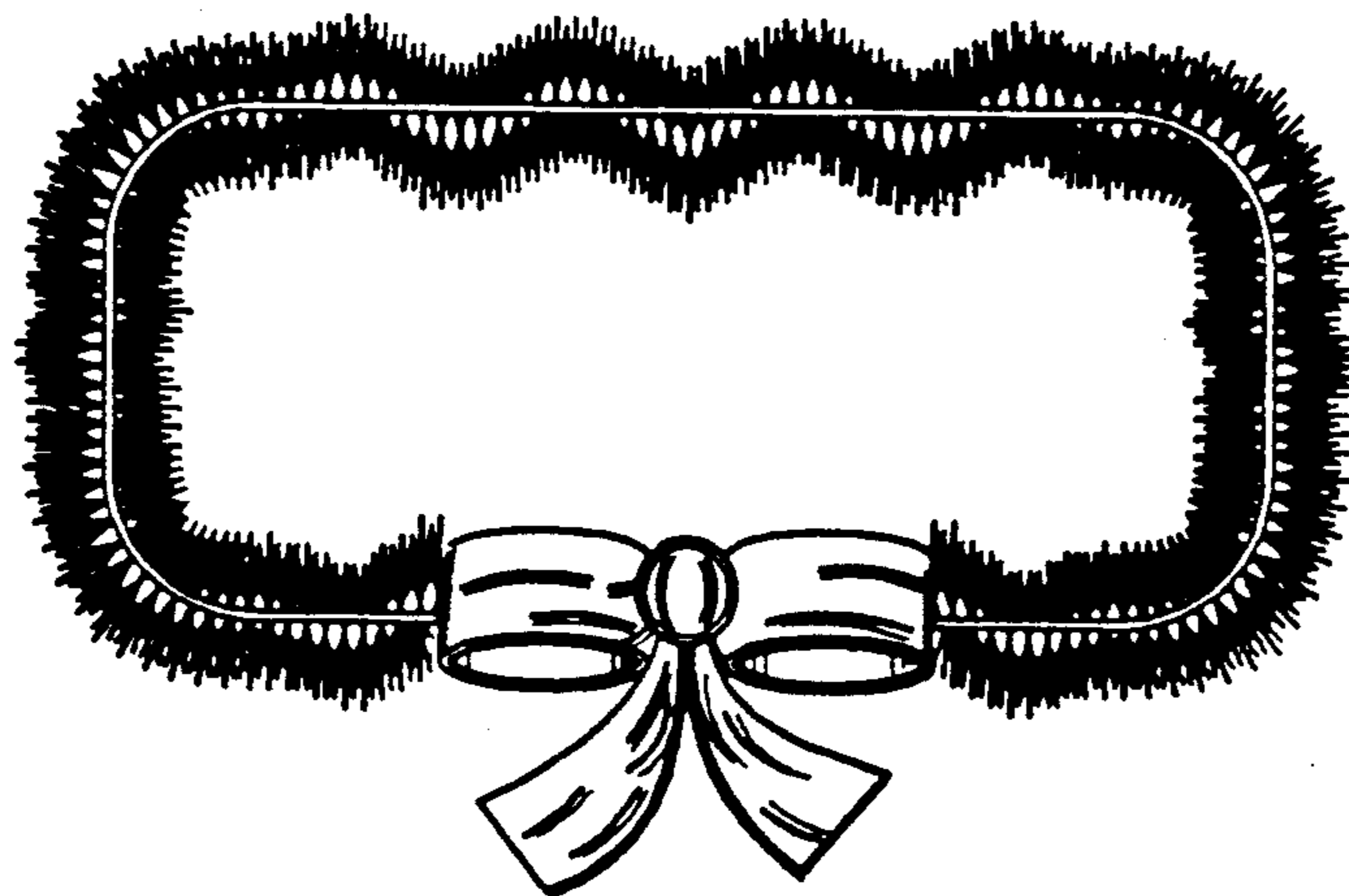


FIG. 1



FIG. 2






FIG. 3




FIG. 4

FIG. 5



FIG. 6

