



US00D344482S

# United States Patent [19]

Arvidsson

[11] Patent Number: **Des. 344,482**

[45] Date of Patent: **\*\* Feb. 22, 1994**

[54] **LOAD CARRIER FOR VEHICLES**

[75] Inventor: **Jan I. Arvidsson, Hillerstorp, Sweden**

[73] Assignee: **Industri AB Thule, Sweden**

[\*] Notice: **The portion of the term of this patent subsequent to Oct. 26, 2007 has been disclaimed.**

[\*\*] Term: **14 Years**

[21] Appl. No.: **665,181**

[22] Filed: **Mar. 6, 1991**

[30] **Foreign Application Priority Data**

Sep. 6, 1990 [SE] Sweden ..... 90 1864

[52] U.S. Cl. .... **D12/157**

[58] Field of Search ..... 224/309, 316, 317, 326-329, 224/331; 296/37.7; D12/157

[56] **References Cited**

**U.S. PATENT DOCUMENTS**

D. 299,224	1/1989	Kamaya .....	D12/157
4,757,929	7/1988	Nelson .....	224/322
4,858,803	8/1989	Gerber .....	224/309
4,877,169	10/1989	Grim .....	224/322

*Primary Examiner*—James M. Gandy  
*Attorney, Agent, or Firm*—Burns, Doane, Swecker & Mathis

[57] **CLAIM**

The ornamental design for a load carrier for vehicles, as shown and described.

**DESCRIPTION**

FIG. 1 is a right side, front perspective view of a load carrier for vehicles showing my new design; FIG. 2 is a front view thereof on a reduced scale; FIG. 3 is a top view thereof on a reduced scale; FIG. 4 is a bottom view thereof on a reduced scale; and, FIG. 5 is an enlarged side elevational view thereof. The rear and opposite side of the load carrier are mirror images of the front and side thereof shown in FIGS. 2 and 5 of the drawing respectively.

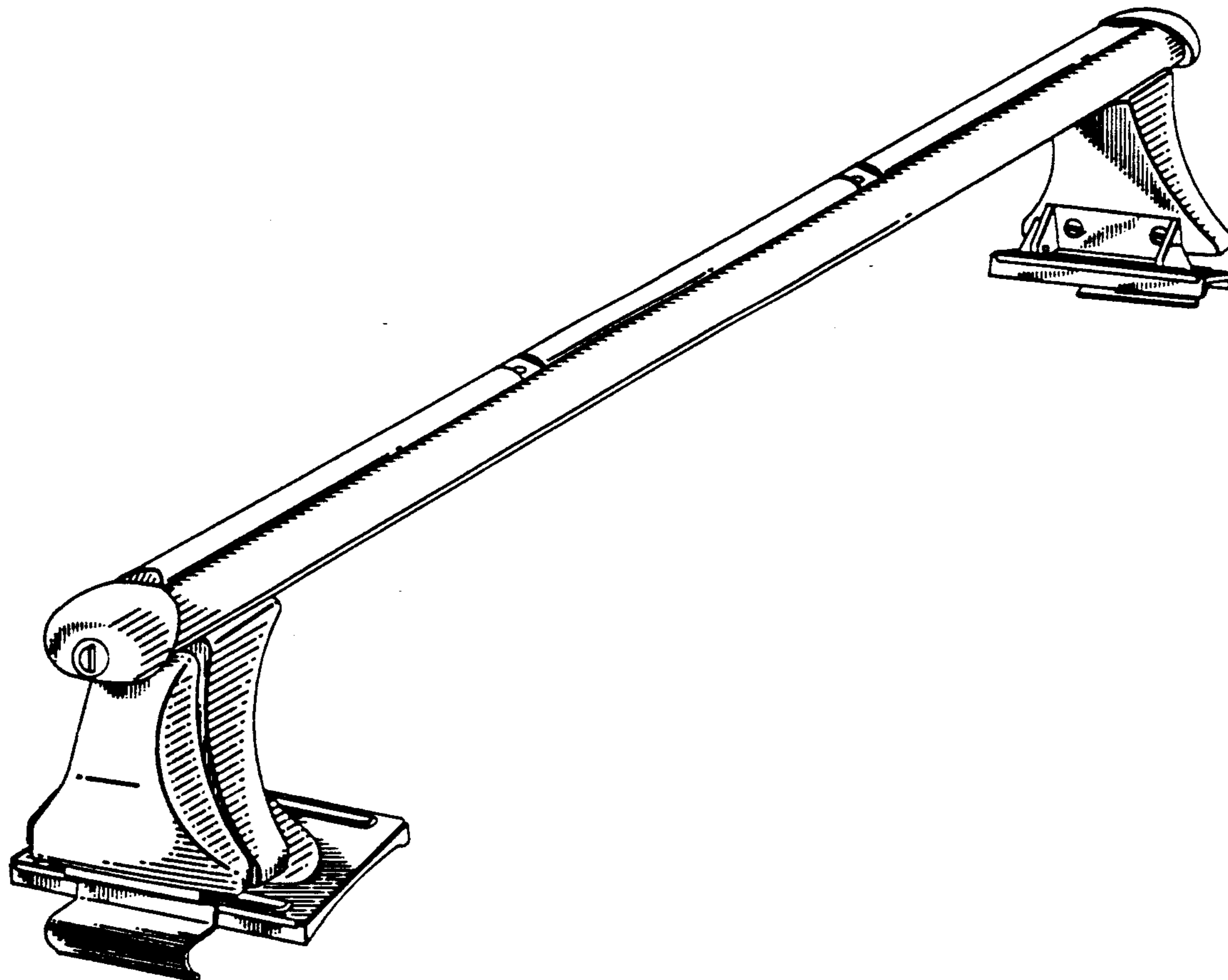


Fig. 1

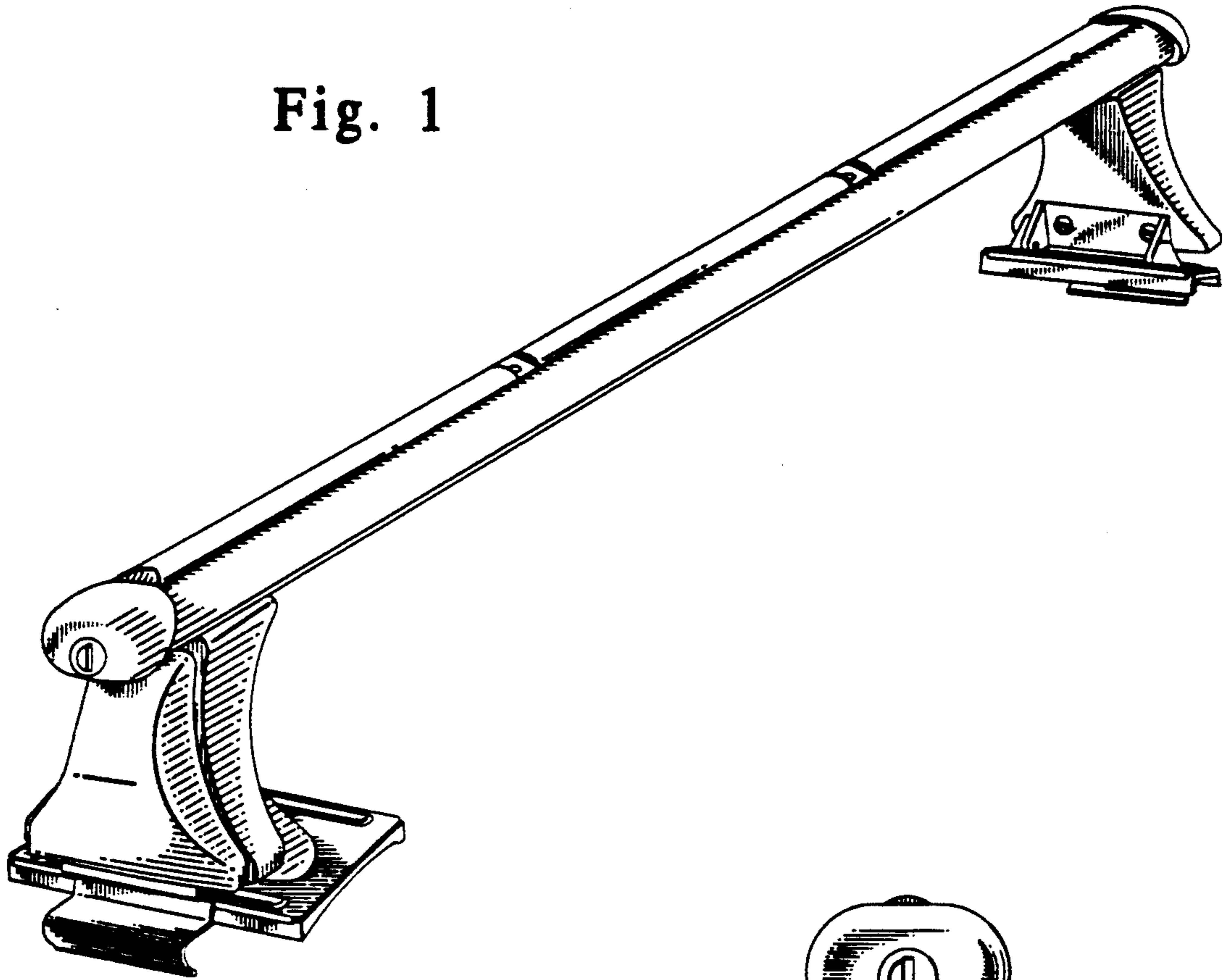
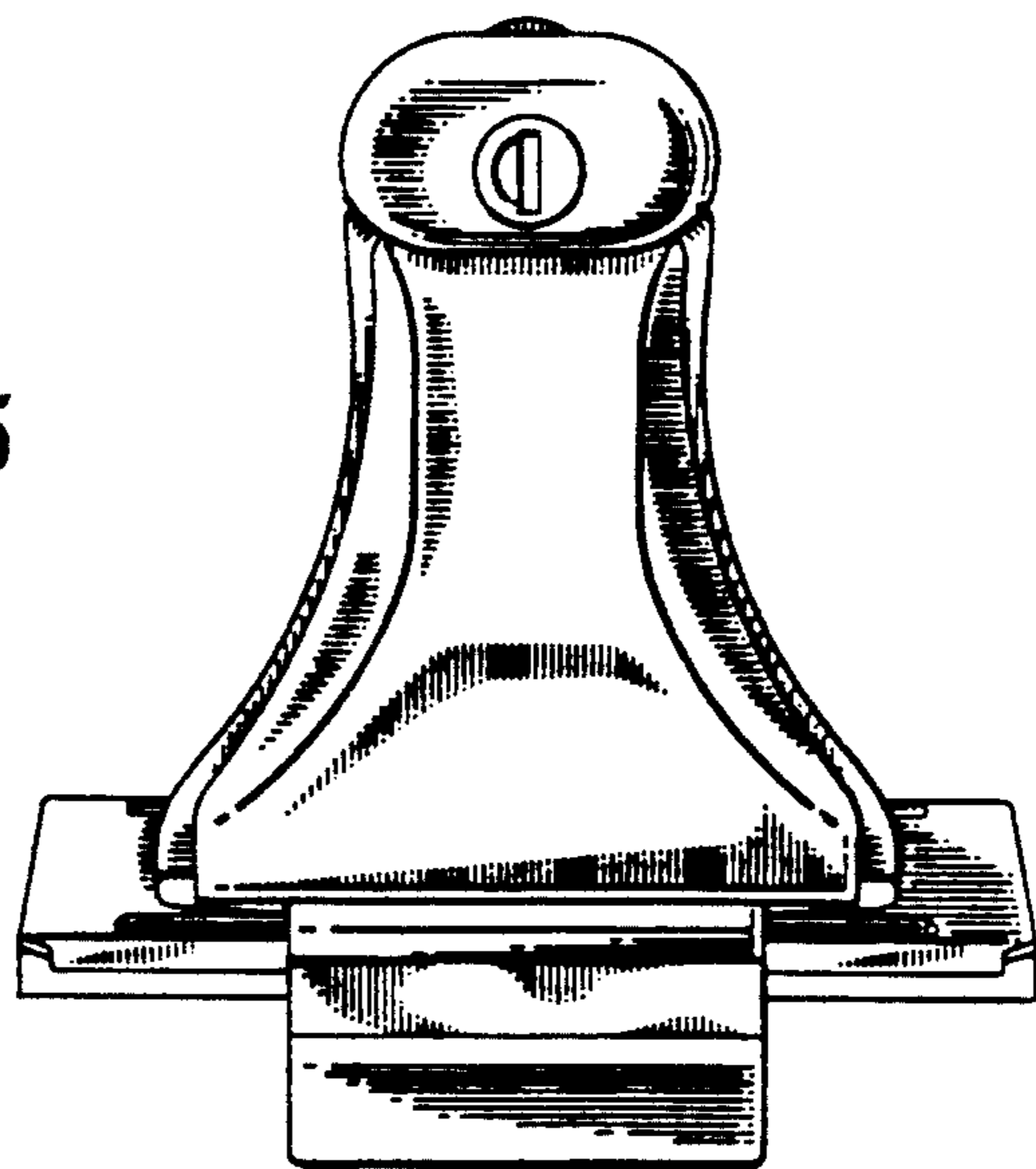


Fig. 5



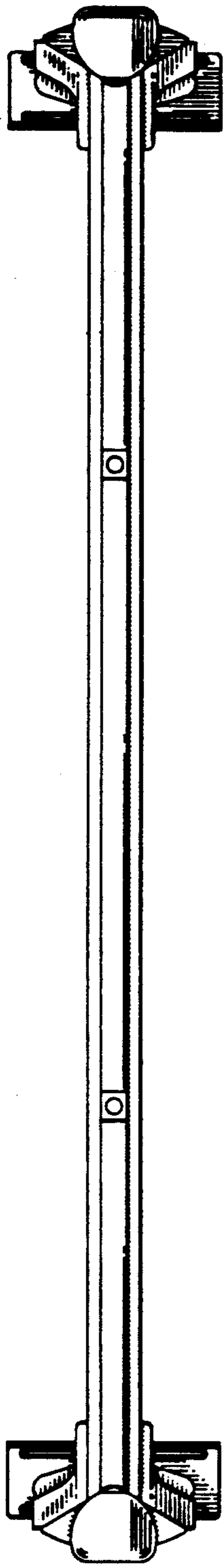


Fig. 3




Fig. 2

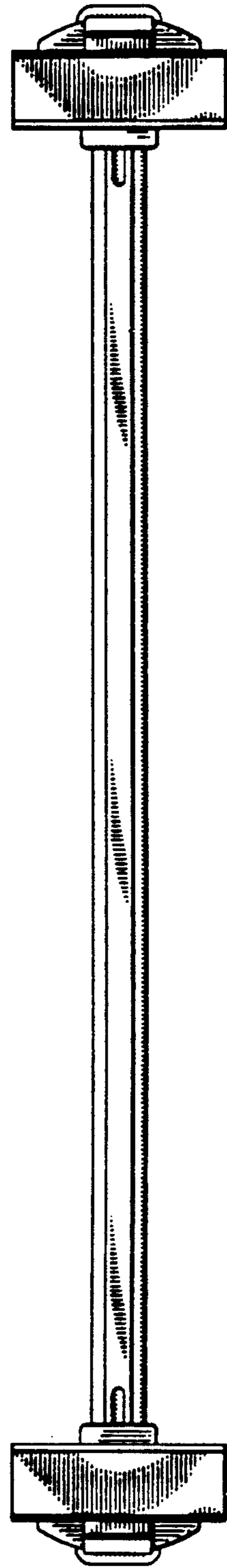


Fig. 4