



US00D344471S

United States Patent [19]

[11] Patent Number: **Des. 344,471**

Perrin et al.

[45] Date of Patent: **** Feb. 22, 1994**

[54] **HANDBAG SHOULDER STRAP BUCKLE**

[75] Inventors: **Alain-Dominique Perrin**, Rueil Malmaison; **Jacques Diltoer**, Villeneuve la Garenne, both of France

[73] Assignee: **Cartier International B.V.**, Amsterdam, Netherlands

[*] Notice: The portion of the term of this patent subsequent to Jan. 25, 2008 has been disclaimed.

[**] Term: **14 Years**

[21] Appl. No.: **646,936**

[22] Filed: **Jan. 28, 1991**

[30] **Foreign Application Priority Data**

Jul. 27, 1990 [FR] France 90 4899

[52] U.S. Cl. D11/233; D11/231

[58] Field of Search D2/627, 3; 24/163; D3/49, 50, 54; D11/200-202, 205-206, 208, 222, 224, 231-234, 236, 49, 31, 1-2, 76-77

[56] **References Cited**

U.S. PATENT DOCUMENTS

D. 87,444	7/1932	Rosenthal	D11/208
D. 109,332	4/1938	Mix	D11/231
D. 228,099	8/1973	Marshall	D3/50
D. 254,179	2/1980	Dolas	D11/232
D. 277,655	2/1985	Texidor	D11/31
D. 283,752	5/1986	Kirk	D11/200
D. 310,796	9/1990	Boivin	D11/202
549,674	11/1895	Lederer	D11/31

Primary Examiner—A. Hugo Word
Assistant Examiner—R. Seifert
Attorney, Agent, or Firm—Cushman, Darby & Cushman

[57] **CLAIM**

The ornamental design for a handbag shoulder strap buckle, as shown.

DESCRIPTION

FIG. 1 is a front elevational view of a handbag shoulder strap buckle showing my new design; FIG. 2 is a top plan view thereof; FIG. 3 is a bottom plan view thereof; FIG. 4 is a rear elevational view thereof; FIG. 5 is a left side elevational view thereof; and, FIG. 6 is a right side elevational view thereof.




FIG. 4

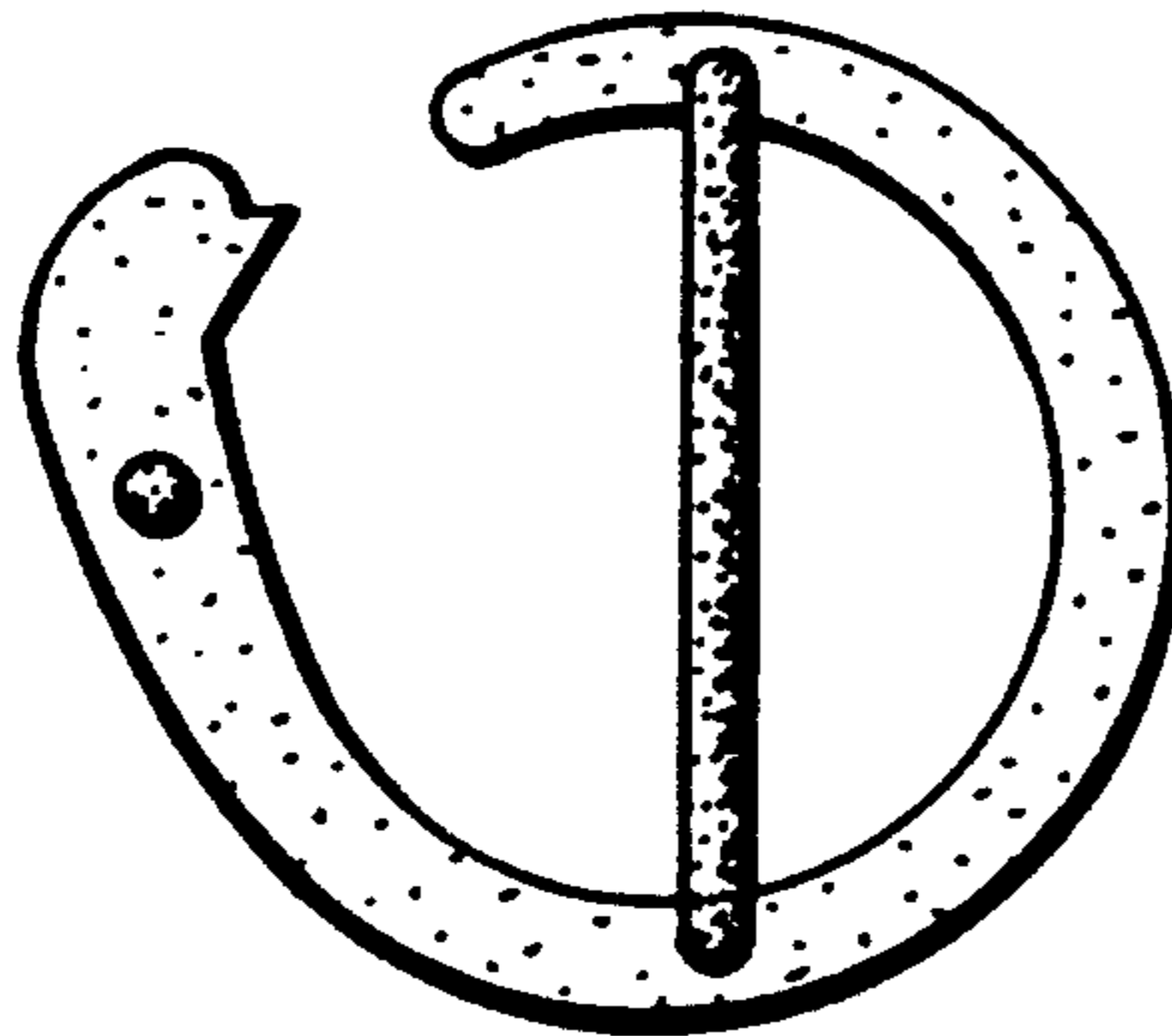


FIG. 3

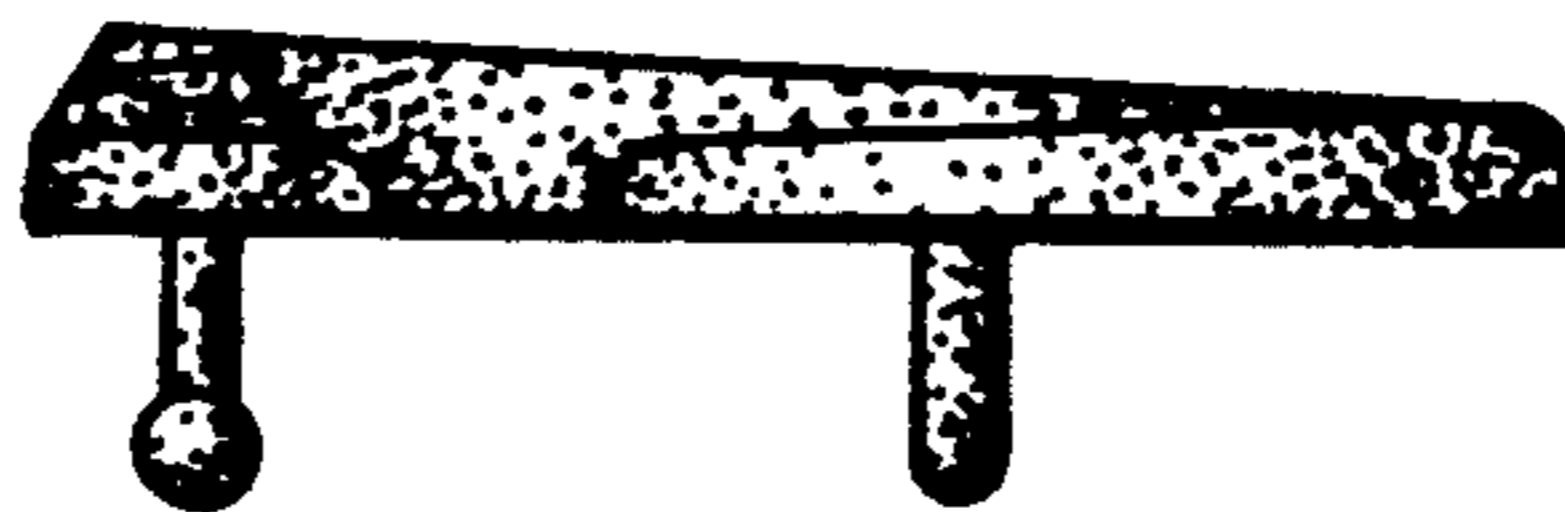


FIG. 6

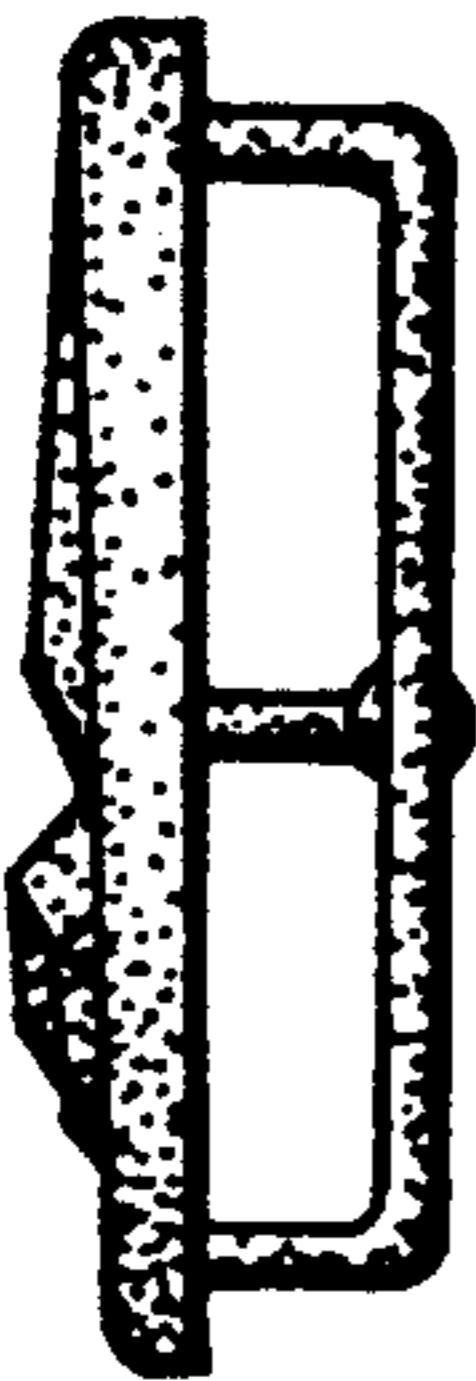


FIG. 1




FIG. 5

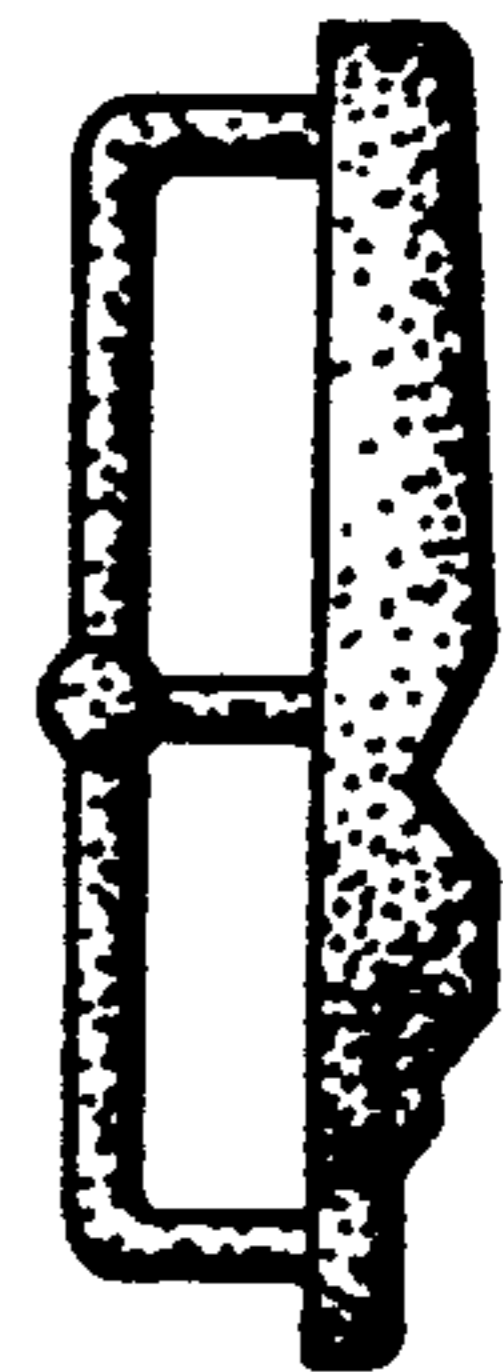


FIG. 2

