



US00D344460S

United States Patent [19] Hiles

[11] Patent Number: **Des. 344,460**

[45] Date of Patent: **** Feb. 22, 1994**

[54] **BELT LOOP ATTACHABLE WATCH**

[76] Inventor: **Richard Hiles, c/o 2870-54 Maysville Pike, Zanesville, Ohio 43701**

[**] Term: **14 Years**

[21] Appl. No.: **794,181**

[22] Filed: **Nov. 18, 1991**

[52] U.S. Cl. **D10/30; D10/31**

[58] Field of Search **368/10, 223-238, 368/276-278, 280-282, 285, 318, 322, 323, 224/164-180; D10/30-39, 122-126, 128, 129**

[56] **References Cited**

U.S. PATENT DOCUMENTS

- D. 240,605 7/1976 Sticker D10/38
- D. 256,402 8/1980 Okura et al. D10/31 X
- D. 265,552 7/1982 Dumas-Hermes D10/39
- D. 318,236 7/1991 Hiles .

- D. 320,945 10/1991 Hiles .
- 1,260,539 3/1918 Hertz 368/278
- 2,411,446 12/1946 Mars 224/180
- 2,509,428 5/1950 Greene 224/180 X

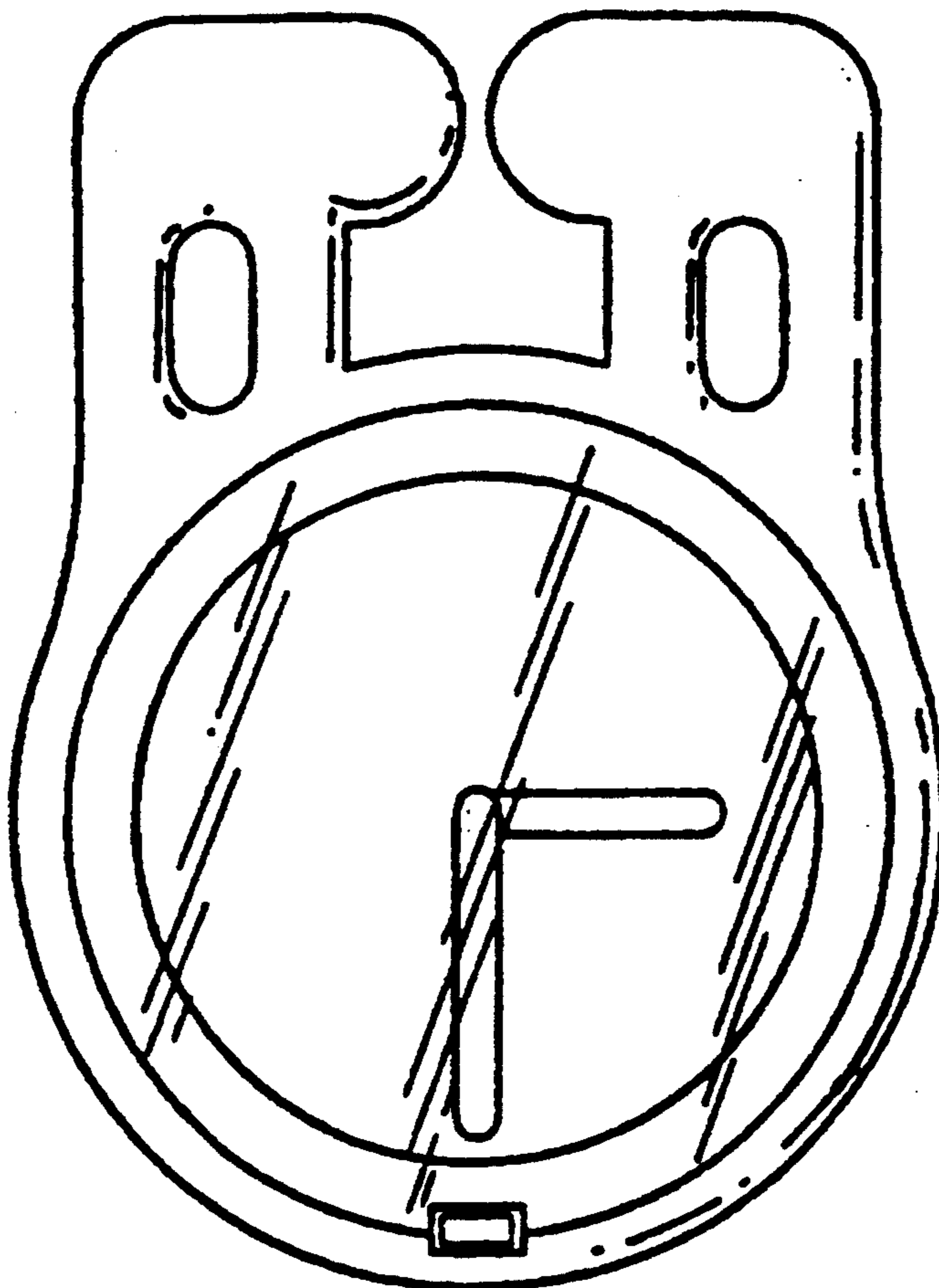
Primary Examiner—Nelson C. Holtje
Assistant Examiner—Martie Thompson
Attorney, Agent, or Firm—Biebel & French

[57] **CLAIM**

The ornamental design for a belt loop attachable watch, as shown and described.

DESCRIPTION

FIG. 1 is a front elevational view of a belt loop attachable watch showing my new design; FIG. 2 is a right side elevational view; FIG. 3 is a left side elevational view; FIG. 4 is a rear elevational view; FIG. 5 is a top plan view; and, FIG. 6 is a bottom plan view thereof.



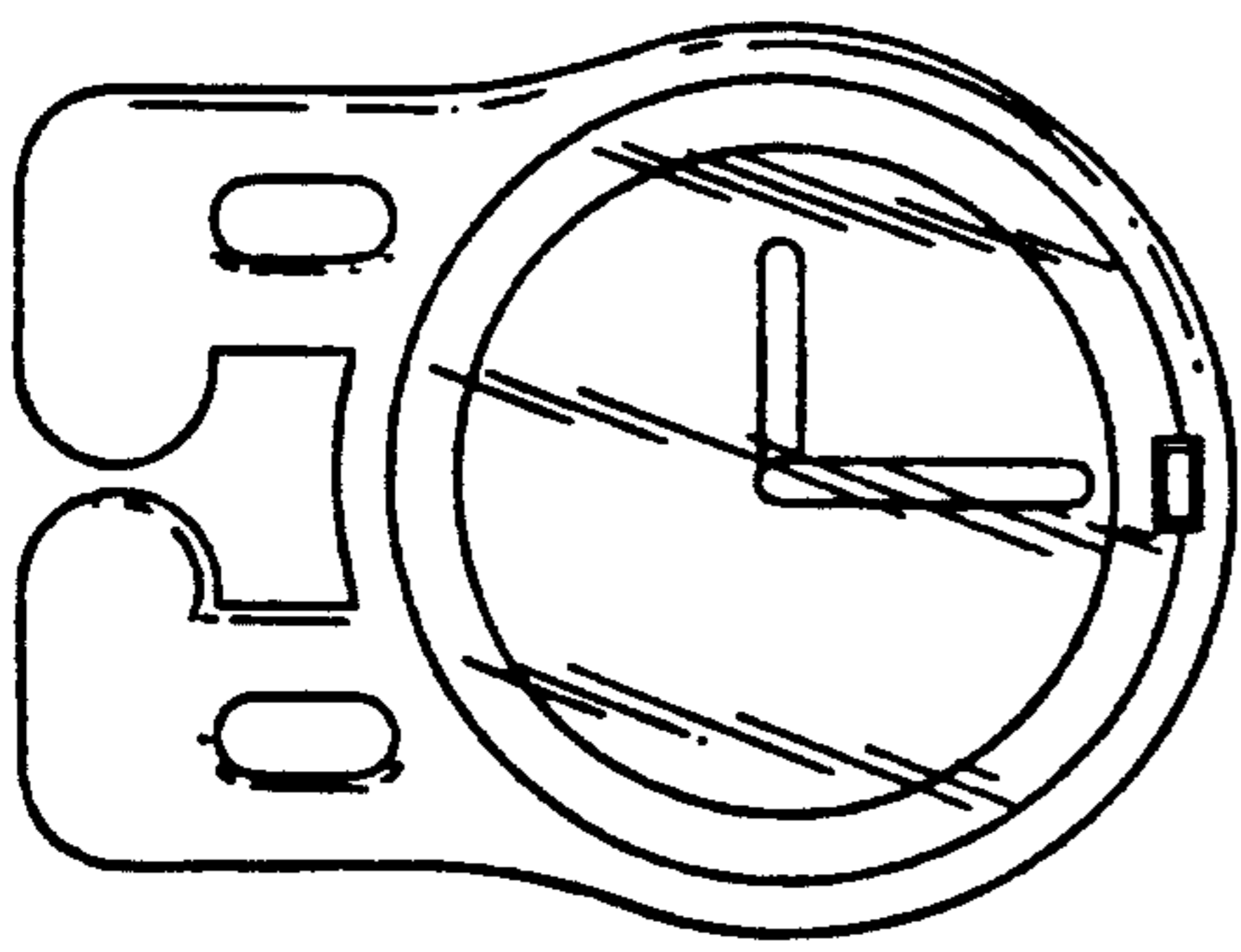


FIG-1



FIG-2



FIG-3

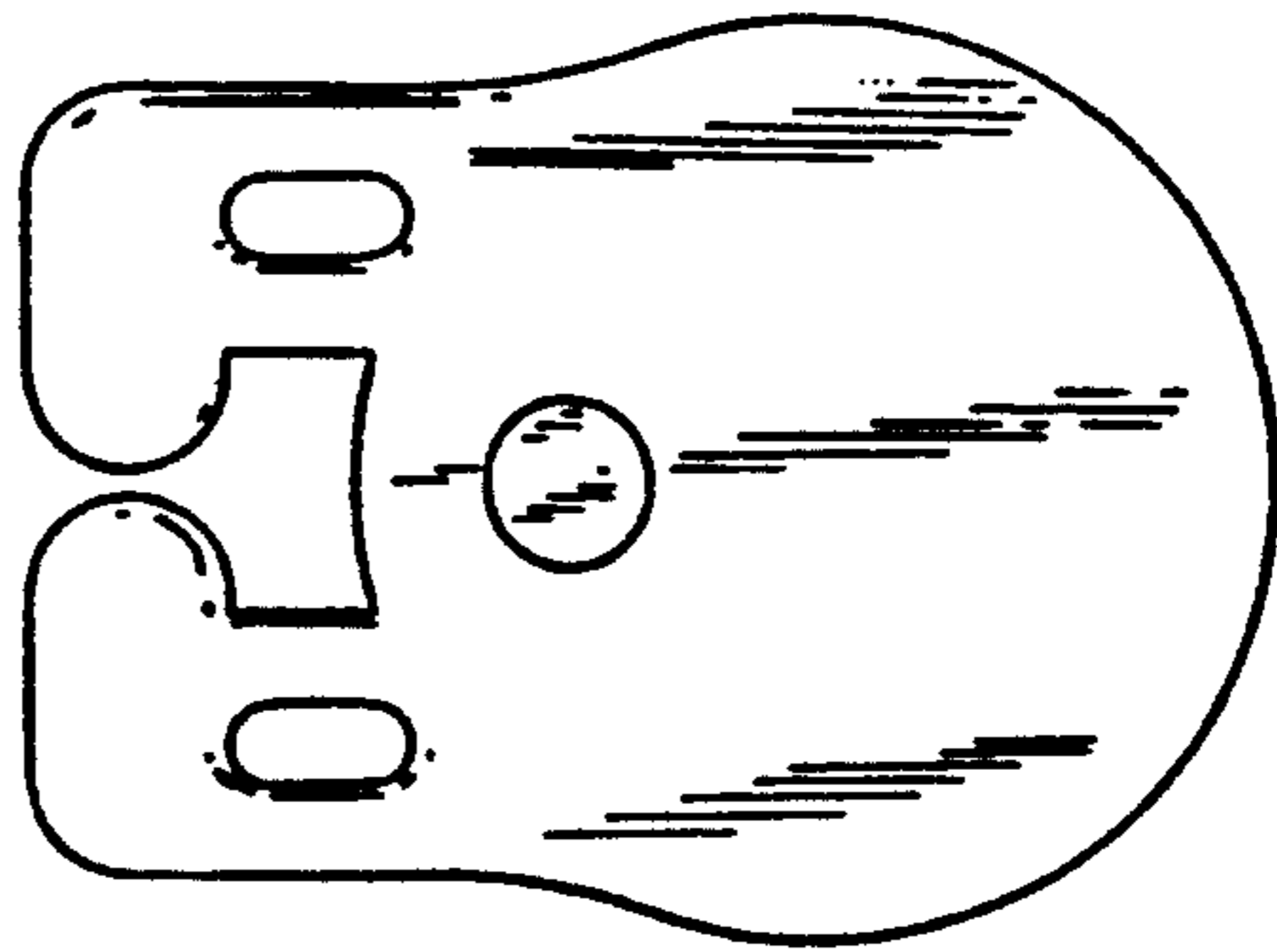


FIG-4

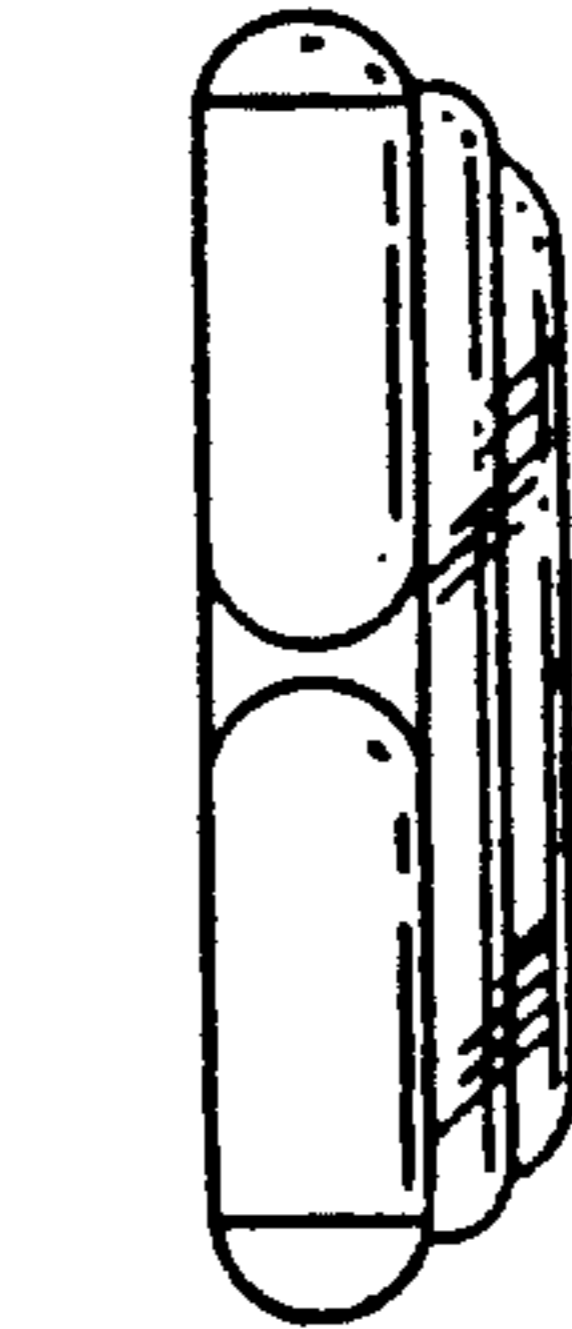


FIG-5



FIG-6