



US00D344440S

**United States Patent** [19]  
**Oakley**

[11] **Patent Number: Des. 344,440**  
[45] **Date of Patent: \*\* Feb. 22, 1994**

[54] **COMBINED MOULDED ROTARY KNOB  
AND NUT**

[75] **Inventor: John M. Oakley, London, England**

[73] **Assignee: Soundcraft Electronics Limited,  
Hertfordshire, England**

[\*\*] **Term: 14 Years**

[21] **Appl. No.: 744,030**

[22] **Filed: Jul. 12, 1991**

[30] **Foreign Application Priority Data**

Feb. 13, 1991 [GB] United Kingdom ..... 2013022

[52] **U.S. Cl. .... D8/311; D8/312;  
D8/397**

[58] **Field of Search .... D8/300, 310, 311, 312,  
D8/397; 16/110 R, 121; 411/427**

[56]

**References Cited**

**U.S. PATENT DOCUMENTS**

D. 153,981 5/1949 Reinecke ..... D8/311  
D. 179,886 3/1957 Despard ..... D8/311  
D. 209,591 12/1967 Hampel et al. .... D8/312  
D. 227,568 7/1973 Thorp ..... D8/312  
4,990,044 2/1991 Kimak ..... 411/427

*Primary Examiner—B. J. Bullock*

*Attorney, Agent, or Firm—Nixon & Vanderhye*

[57]

**CLAIM**

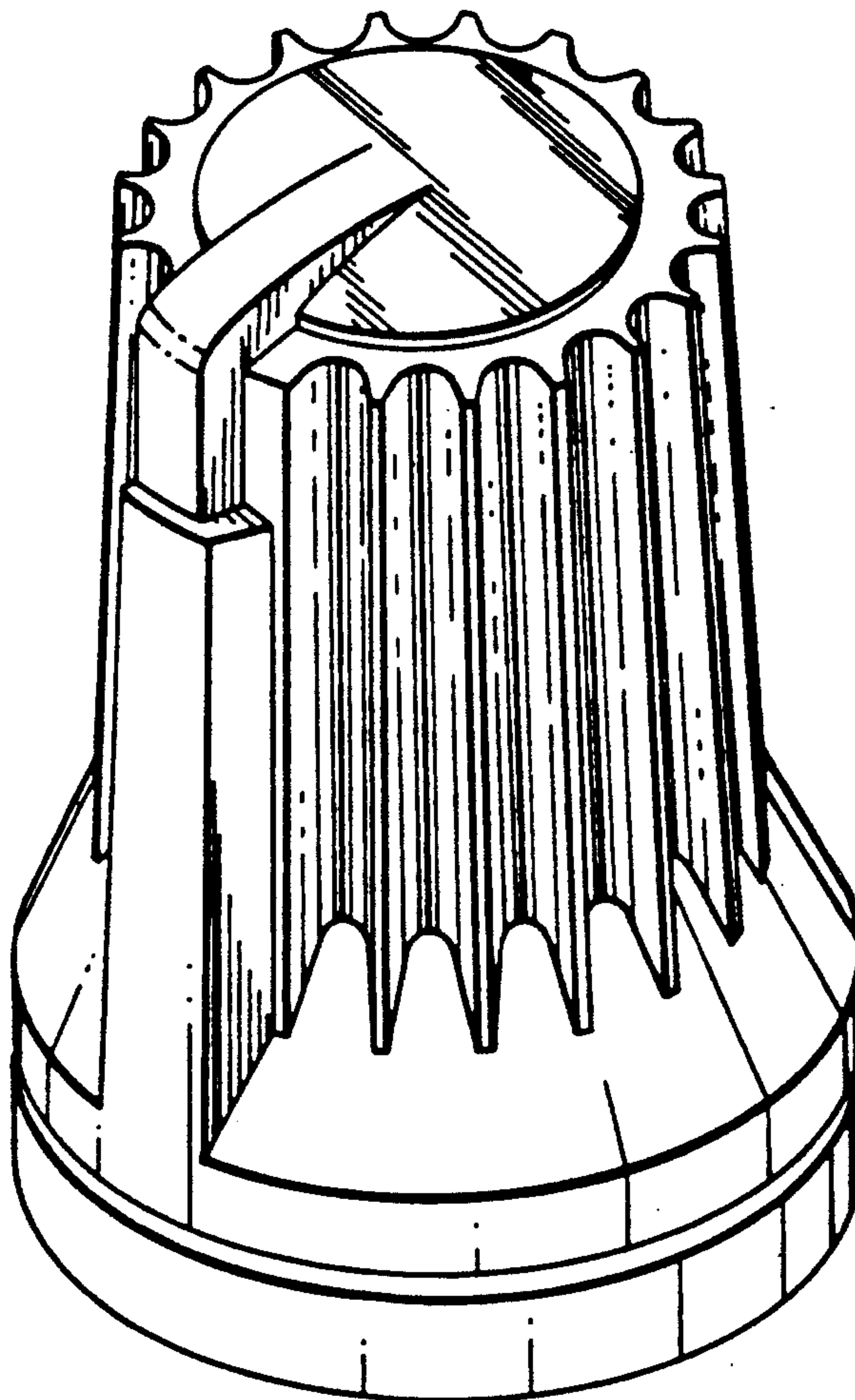
The ornamental design for a combined moulded rotary knob and nut, as shown and described.

**DESCRIPTION**

FIG. 1 is a perspective view in the assembled position of a combined moulded rotary knob and nut showing my new design; and,

FIG. 2 is a perspective view in the separated position of the combined moulded rotary knob and nut shown in FIG. 1.

The side of the design opposite that shown in FIG. 1 is identical except for the omission of the pointer and the bottom is unornamented.



*FIG. 1*

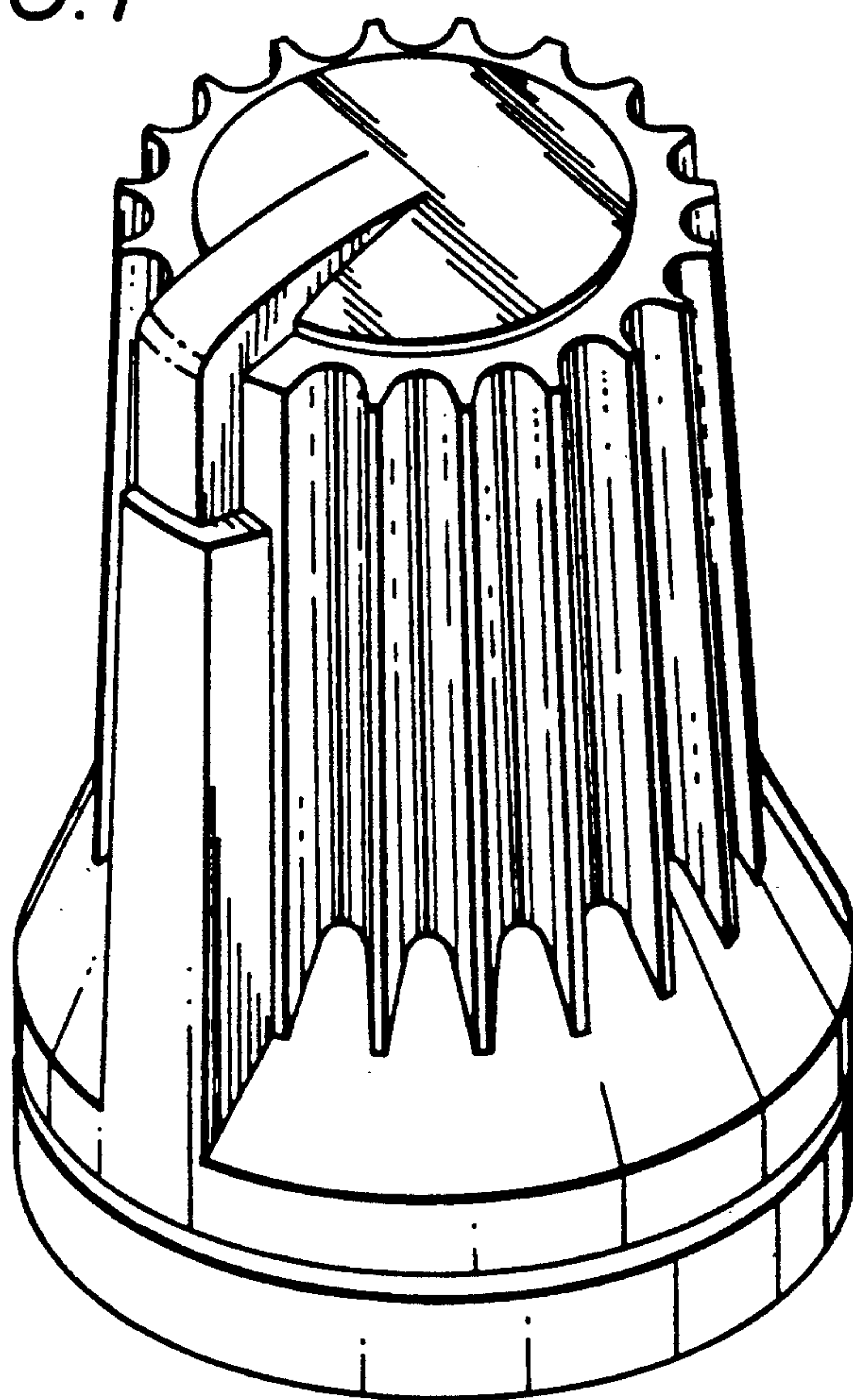
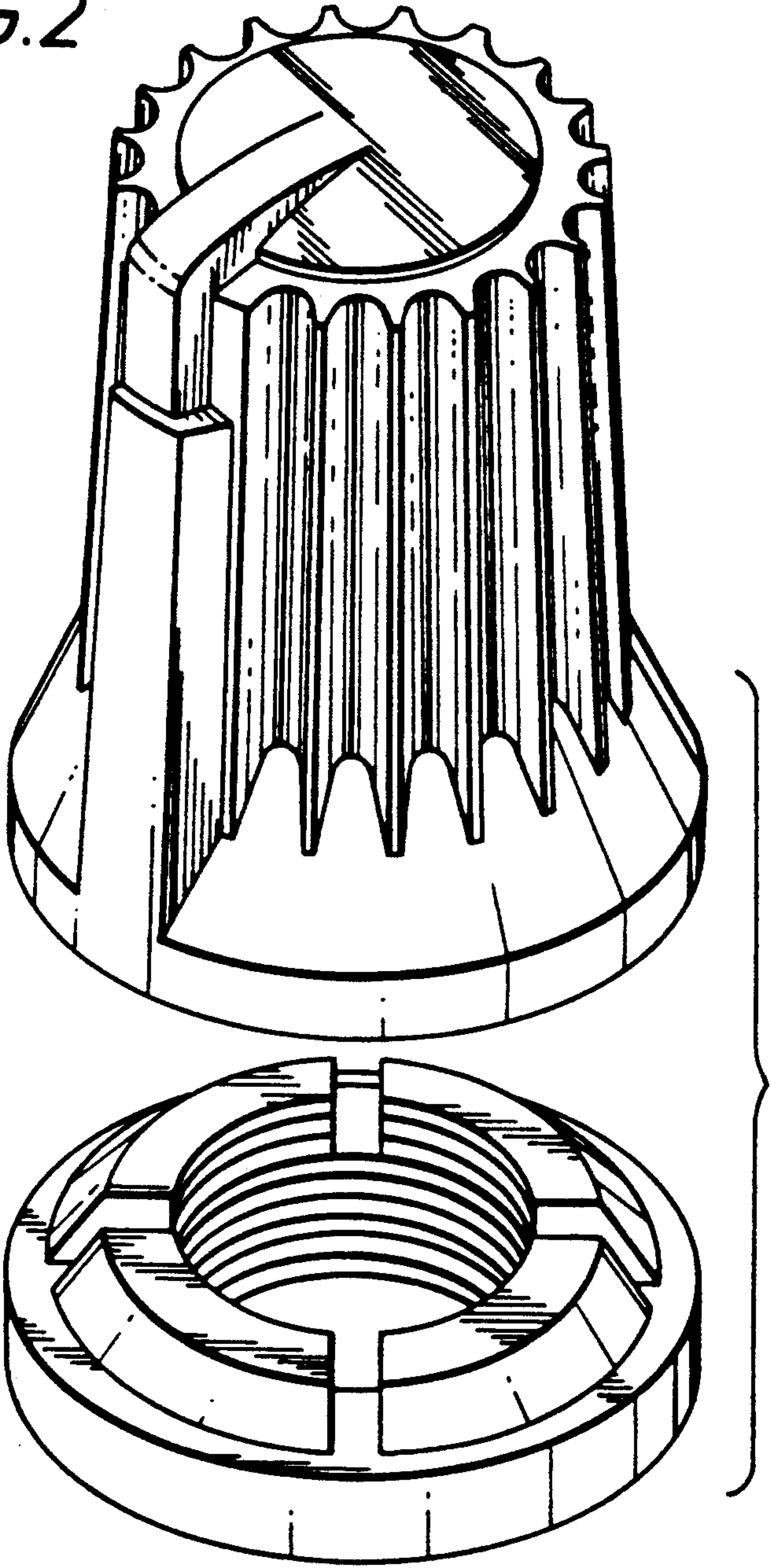


FIG.2



UNITED STATES PATENT AND TRADEMARK OFFICE  
**CERTIFICATE OF CORRECTION**

PATENT NO. : Des. 344,440  
DATED : February 22, 1994  
INVENTOR(S) : John M. Oakley

It is certified that error appears in the above-identified patent and that said Letters Patent is hereby corrected as shown below:

On the Title Page delete "Filed: July 12, 1991" and insert --Filed:  
August 12, 1991.--

Signed and Sealed this  
Twenty-third Day of August, 1994



*Attest:*

BRUCE LEHMAN

*Attesting Officer*

*Commissioner of Patents and Trademarks*