



US00D344435S

United States Patent [19]

[11] Patent Number: **Des. 344,435**

Whall

[45] Date of Patent: **** Feb. 22, 1994**

[54] **SERVING TRAY**

[76] Inventor: **Leslie B. Whall**, 804 Thornwood St.,
Simi Valley, Calif. 93065

[**] Term: **14 Years**

[21] Appl. No.: **810,918**

[22] Filed: **Dec. 20, 1991**

[52] U.S. Cl. **D7/552; D7/550;**
D6/406; D19/92

[58] **Field of Search** **D6/406; D7/550, 556,**
D7/539, 543, 532, 544, 545, 548, 549, 560, 551,
553, 554, 555, 557, 564, 559, 562, 563, 565, 566,
567, 571, 586; 108/43, 44; 220/608, 17.1, 8;
206/557; D17/92; D27/102, 134, 133

[56] **References Cited**

U.S. PATENT DOCUMENTS

- Re. 33,447 11/1990 Rosman 220/8 X
- D. 154,565 7/1949 Revell D27/133
- D. 192,465 3/1962 Brady D7/550 X
- D. 282,042 1/1986 Gallagher D7/550
- D. 303,186 9/1989 Mills et al. D6/406 X
- D. 323,188 1/1992 Evenson et al. D19/92 X

- D. 326,742 6/1992 Tart D27/102 X
- D. 334,026 3/1993 Polansky D19/92 X
- 2,692,174 10/1954 Whitehead 108/43
- 3,831,837 10/1974 Finger et al. 220/608 X
- 5,005,702 4/1991 Davis et al. D6/406 X

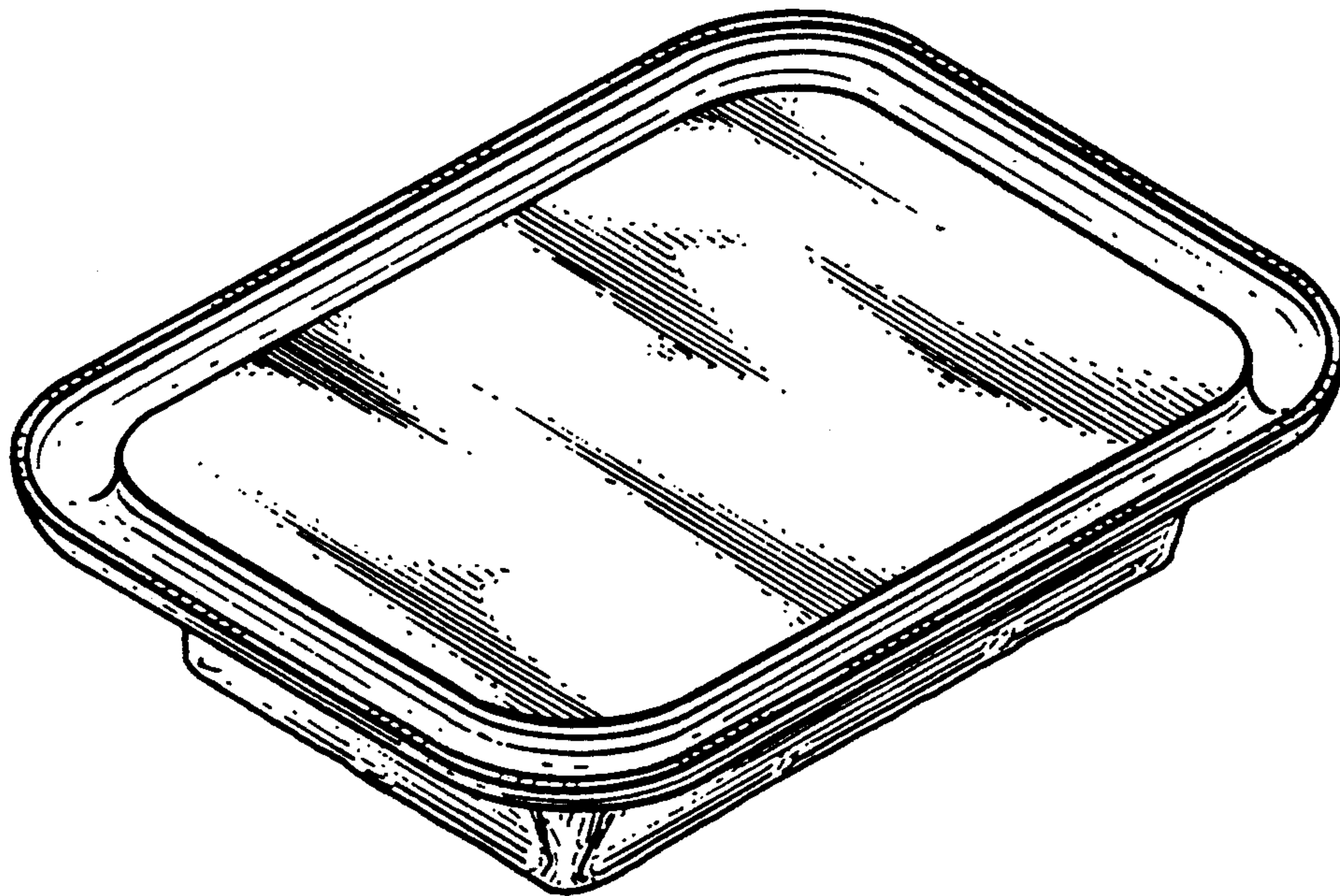
Primary Examiner—Nelson C. Holtje
Assistant Examiner—M. N. Pandozzi
Attorney, Agent, or Firm—Jack C. Munro

[57] **CLAIM**

The ornamental design for a serving tray, as shown and described.

DESCRIPTION

FIG. 1 is an isometric view of the serving tray showing my new design;
FIG. 2 is a front elevational view thereof with the rear view being identical;
FIG. 3 is top elevational view thereof;
FIG. 4 is a right side view thereof with the left side view being identical;
FIG. 5 is a bottom plan view thereof; and,
FIG. 6 is an enlarged sectional view for clarity taken along line 6-6 of FIG. 3.



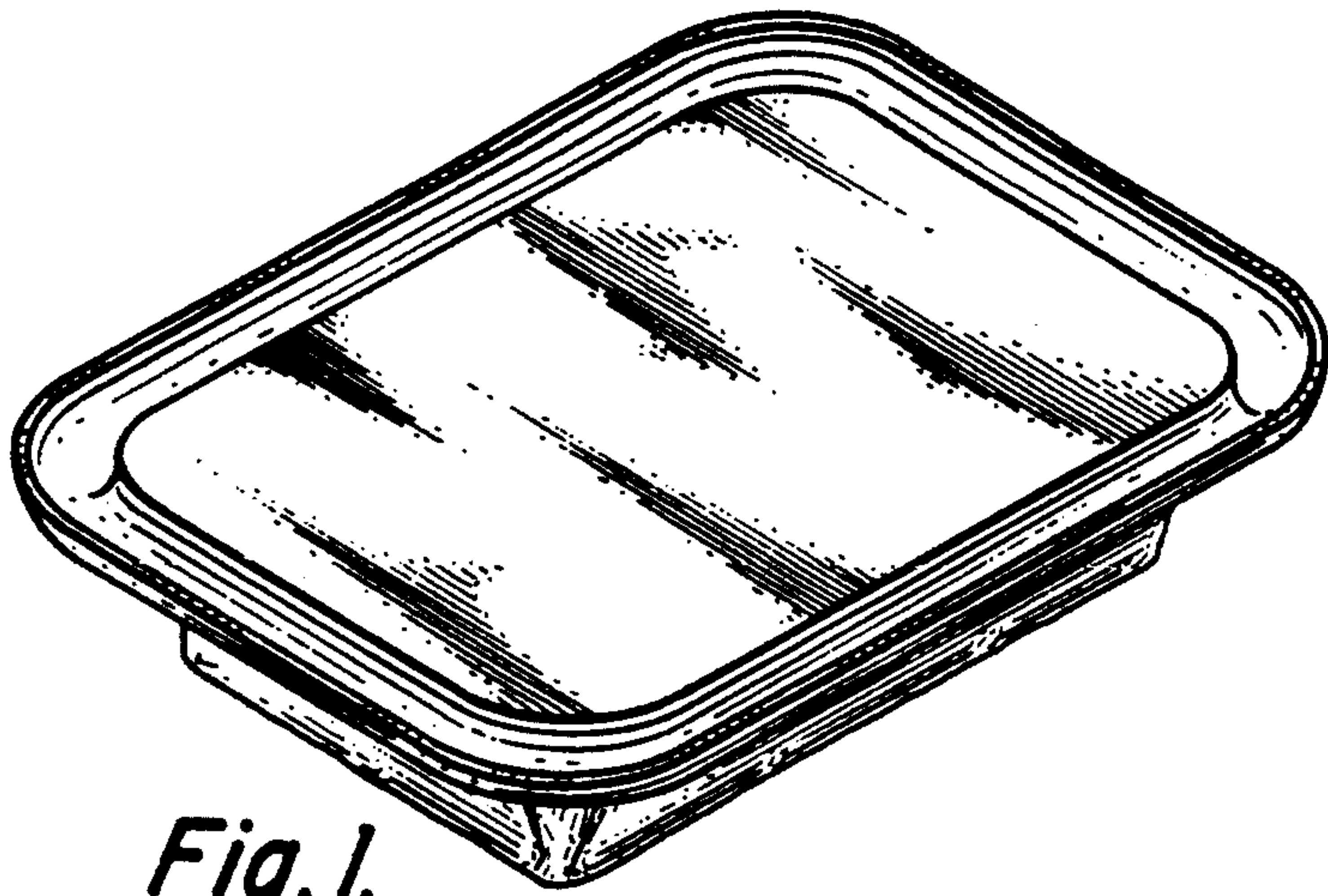


Fig. 1.

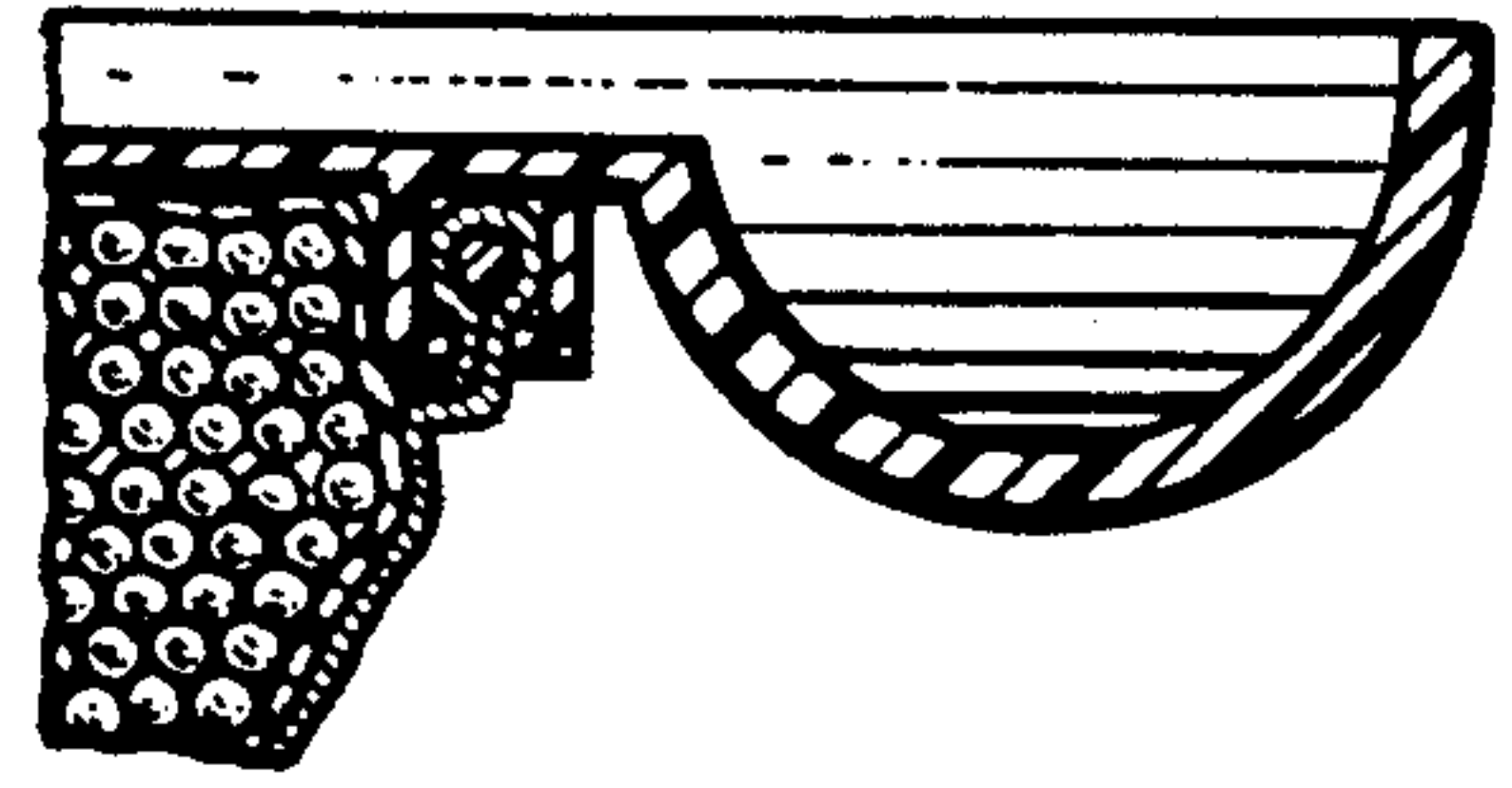


Fig. 6.




Fig. 2.

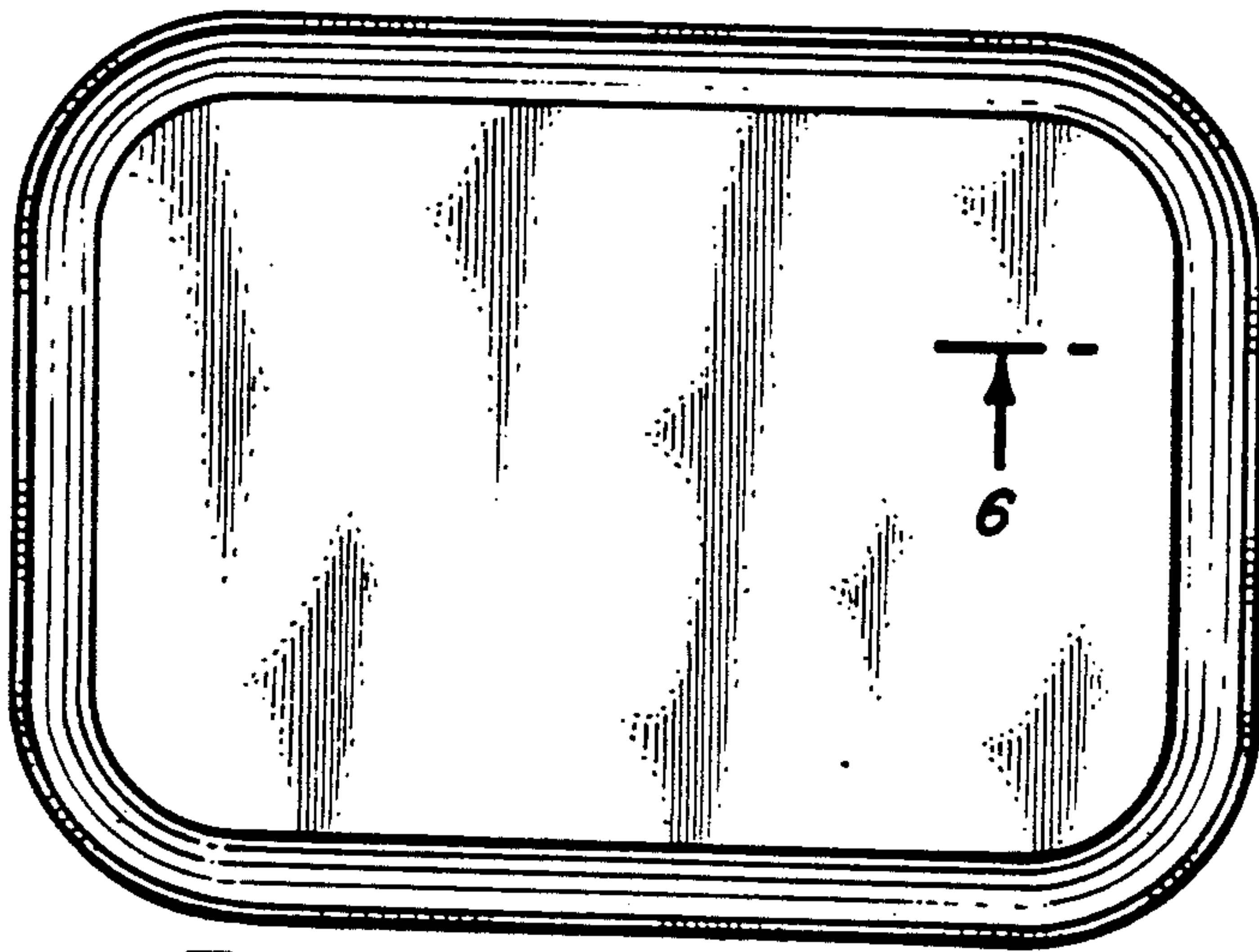


Fig. 3.

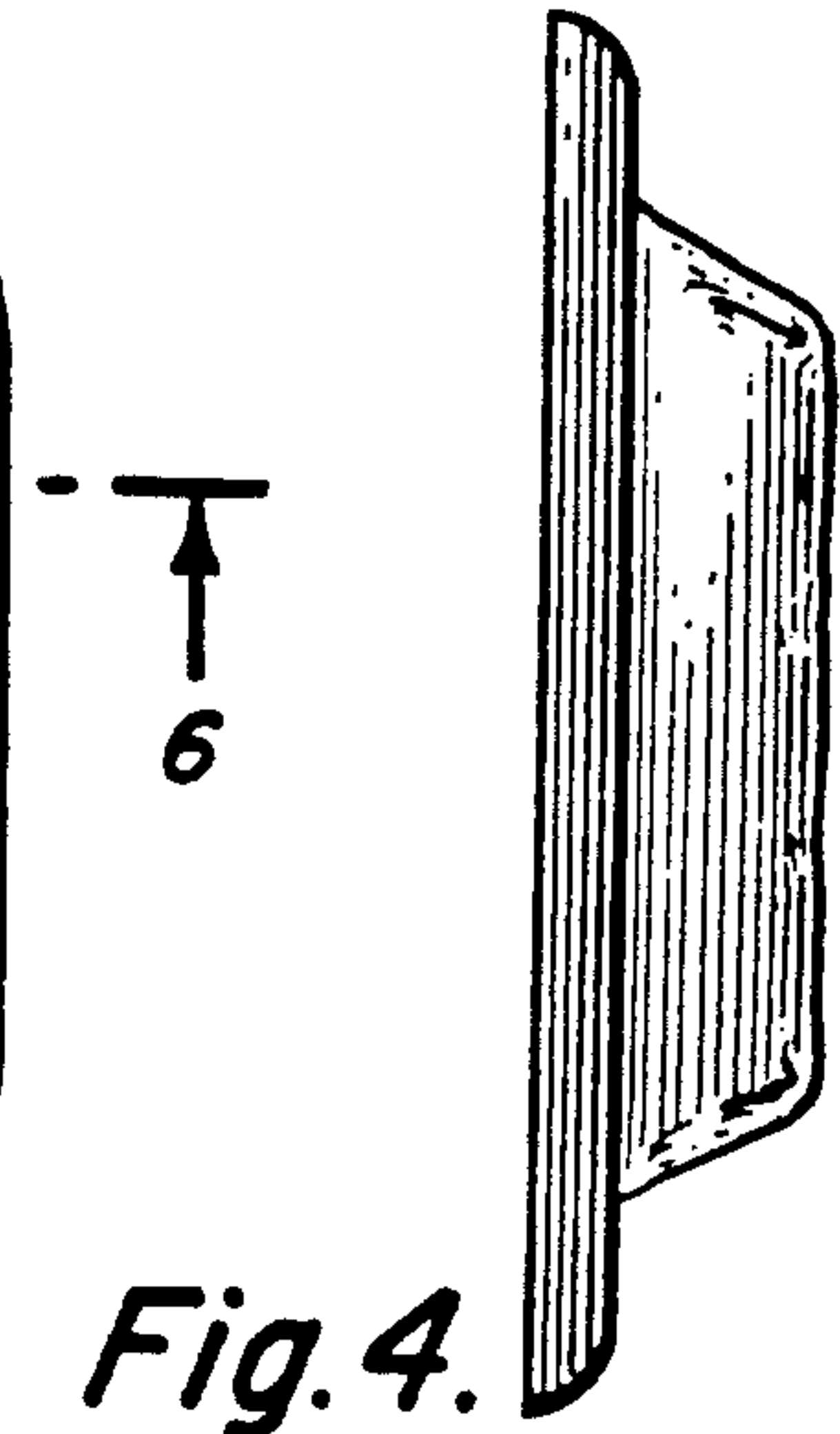


Fig. 4.




Fig. 5.