



US00D344431S

**United States Patent** [19]  
**Welch**

[11] **Patent Number: Des. 344,431**

[45] **Date of Patent: \*\* Feb. 22, 1994**

- [54] **SIDE HANDLE FOR COOKWARE**
- [75] **Inventor: Robert Welch, Stratford-on-Avon, England**
- [73] **Assignee: Estia Corp., Lyndhurst, N.J.**
- [\*\*] **Term: 14 Years**
- [21] **Appl. No.: 2,963**
- [22] **Filed: Dec. 23, 1992**
- [52] **U.S. Cl. .... D7/394; D7/393**
- [58] **Field of Search ..... D7/323, 354, 355, 356, D7/360, 393, 394; 16/110 R, 110 A, 114 A, 116 R, 118; 220/752**

- D. 268,471 4/1983 Gremontprez ..... D7/360 X
- D. 278,403 4/1985 Cesaroni ..... D7/360

*Primary Examiner*—Nelson C. Holtje  
*Assistant Examiner*—Caron D. Veynar


[57] **CLAIM**

The ornamental design for a side handle for cookware, as shown and described.

**DESCRIPTION**

FIG. 1 is a perspective view of a side handle for cookware showing my new design;  
FIG. 2 is a left side elevational view thereof, the right side elevational view being a mirror image of the left side elevational view;  
FIG. 3 is a front elevational view thereof;  
FIG. 4 is a bottom plan view thereof; and,  
FIG. 5 is a rear elevational view thereof.

- [56] **References Cited**
- U.S. PATENT DOCUMENTS**
- D. 232,148 7/1974 Yarrington ..... d7/360






FIG. 1




FIG. 2




FIG. 3




FIG. 4




FIG. 5