



US00D344426S

United States Patent [19]
Kil et al.

[11] **Patent Number: Des. 344,426**
[45] **Date of Patent: ** Feb. 22, 1994**

[54] **FLOOR MAT**

4,713,854 12/1987 Graebe 5/448 X

[75] **Inventors: Kee S. Kil; Woon H. Whang; Kang Y. Lee, all of Choongchungbuk, Rep. of Korea**

[73] **Assignee: Lucky Ltd., Seoul, Rep. of Korea**

[**] **Term: 14 Years**

[21] **Appl. No.: 718,357**

[22] **Filed: Jun. 20, 1991**

[30] **Foreign Application Priority Data**

Dec. 28, 1990 [KR] Rep. of Korea 90-18353

[52] **U.S. Cl. D6/583**

[58] **Field of Search D6/583, 585, 587; 4/581; 5/420, 448, 468, 900.5, 901**

[56] **References Cited**

U.S. PATENT DOCUMENTS

D. 32,525 4/1900 Underwood D6/587 X

1,209,315 12/1916 Malley 5/448 X

3,974,532 8/1976 Ecchuya 5/448 X

OTHER PUBLICATIONS

Commercial Coil Mat. Cat., 3M Company.

Primary Examiner—Nelson C. Holtje

Assistant Examiner—Monica A. Hannon

Attorney, Agent, or Firm—Townsend & Townsend
Khourie & Crew

[57] **CLAIM**

The ornamental design for a floor mat, as shown and described.

DESCRIPTION

FIG. 1 is a perspective view of a floor mat showing our new design;

FIG. 2 is a top elevational view thereof;

FIG. 3 is a front elevational view thereof;

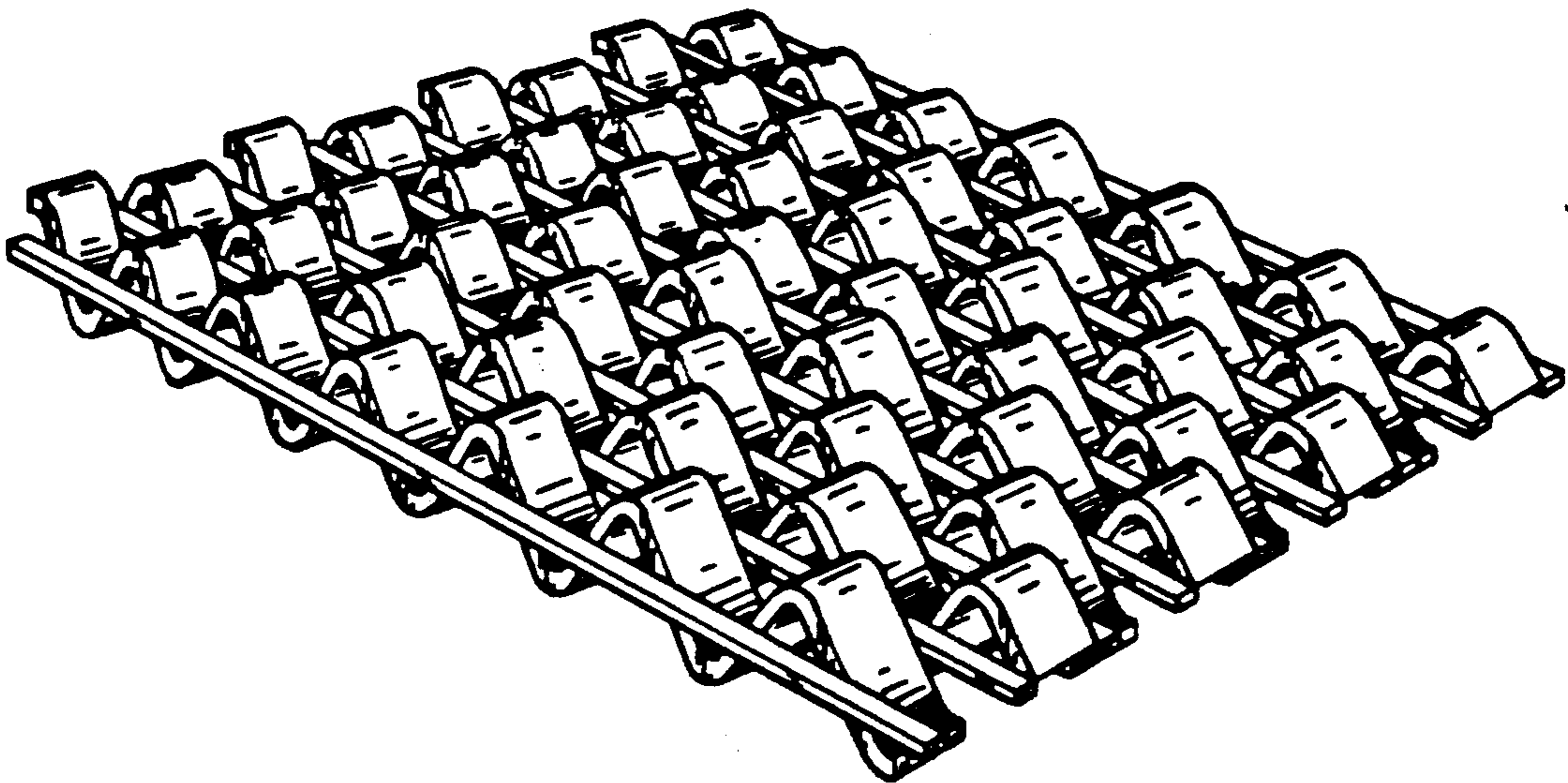
FIG. 4 is a rear elevational view thereof;

FIG. 5 is a right side view thereof;

FIG. 6 is a left side view thereof;

FIG. 7 is a bottom elevational view thereof; and,

FIG. 8 is a cross-section view along the line VIII—VIII in FIG. 2.



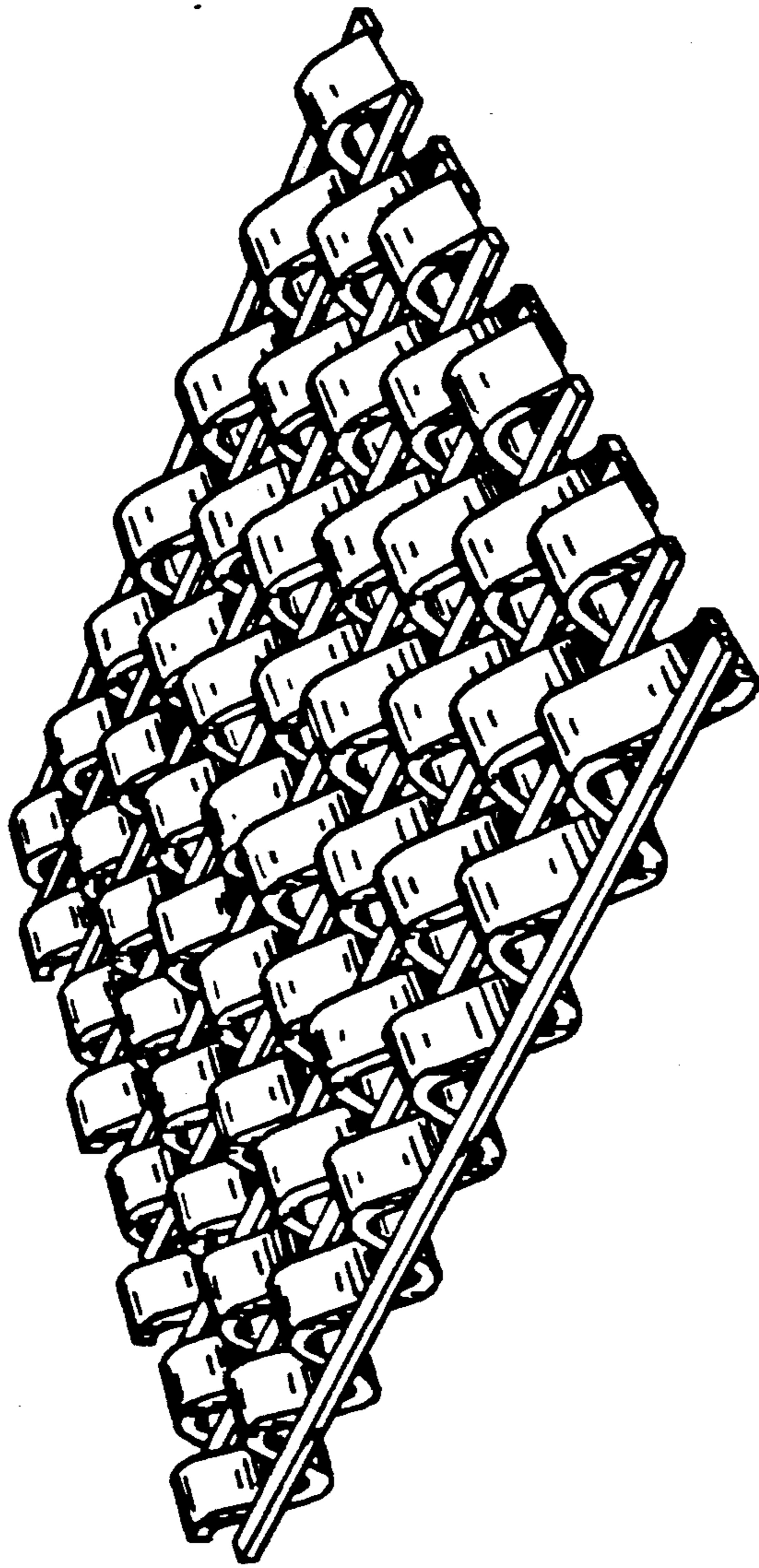


FIG. 1.




FIG. 2.



FIG. 3.



FIG. 4.

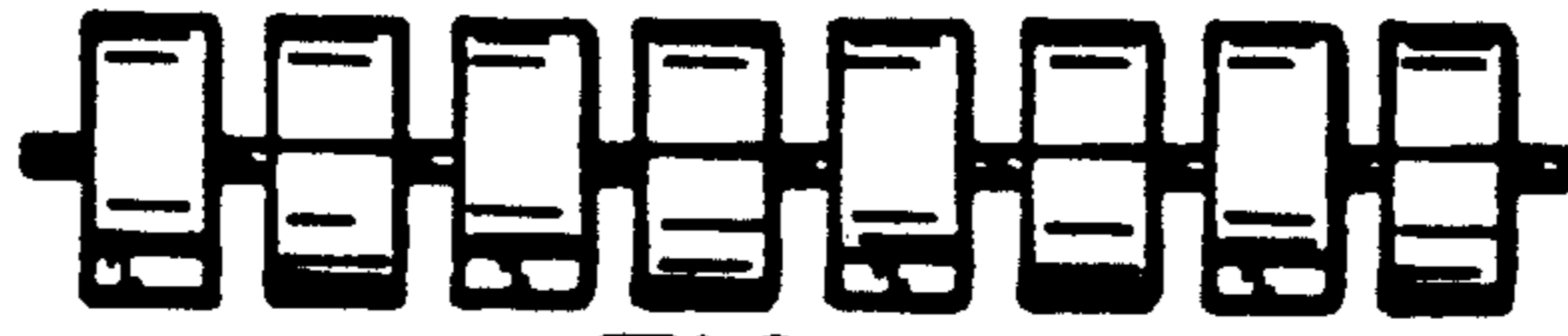


FIG. 5.



FIG. 6.

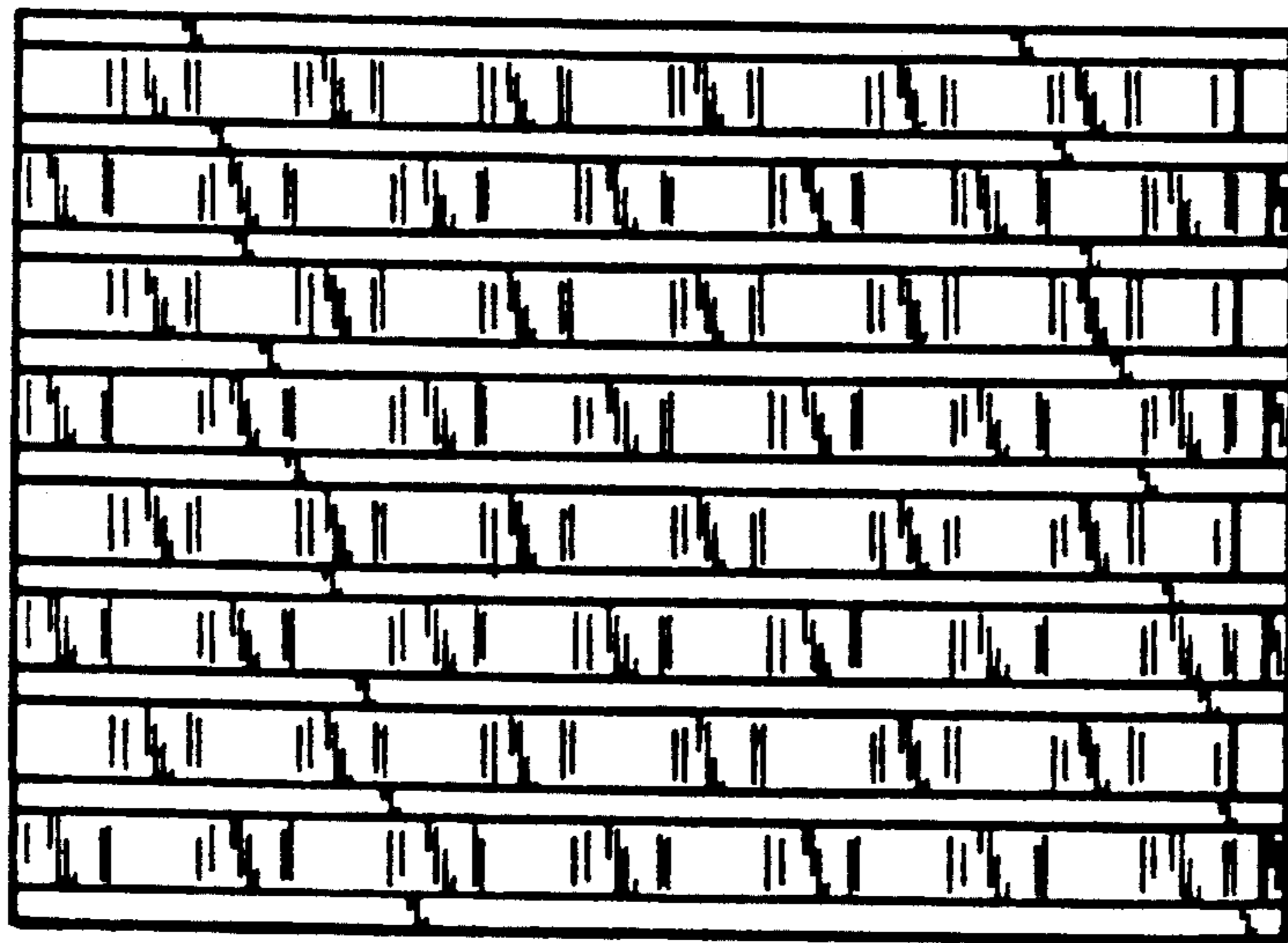


FIG. 7.



FIG. 8.