



US00D344419S

# United States Patent [19]

[11] Patent Number: **Des. 344,419**

**Stoddard**

[45] Date of Patent: **\*\* Feb. 22, 1994**

[54] **MOBILE SHELF DISPLAY UNIT**

4,782,959 11/1988 Kral et al. .... 211/59.2  
4,801,025 1/1989 Flum et al. .... D6/408 X

[75] Inventor: **David C. F. Stoddard, Atlanta, Ga.**

[73] Assignee: **The Mead Corporation, Dayton, Ohio**

[\*\*] Term: **14 Years**

[21] Appl. No.: **871,205**

[22] Filed: **Apr. 20, 1992**

[52] U.S. Cl. .... **D6/473; D6/408; D34/21**

[58] Field of Search ..... **D6/473, 474, 408, 449, D6/476, 475, 466-468, 479; 211/59.2, 13, 128, 55, 186, 188; 108/91, 111; D34/14, 17, 21**

[56] **References Cited**

**U.S. PATENT DOCUMENTS**

D. 253,213	10/1979	Hudik et al. ....	D6/476 X
D. 275,058	8/1984	Flum .....	D6/473 X
D. 277,154	1/1985	Nasgowitz .....	D6/473 X
D. 300,491	4/1989	Grossman .....	D6/479
D. 325,800	4/1992	Kelley .....	D34/21 X
3,019,907	2/1962	Belejack .....	211/59.2
3,545,176	12/1970	Wheelock .....	211/13 X
4,763,796	8/1988	Flum .....	211/59.2

**OTHER PUBLICATIONS**

Crescent Metal Products Inc. cres-car storage racks.

*Primary Examiner*—Nelson C. Holtje

*Assistant Examiner*—Jeffrey Asch

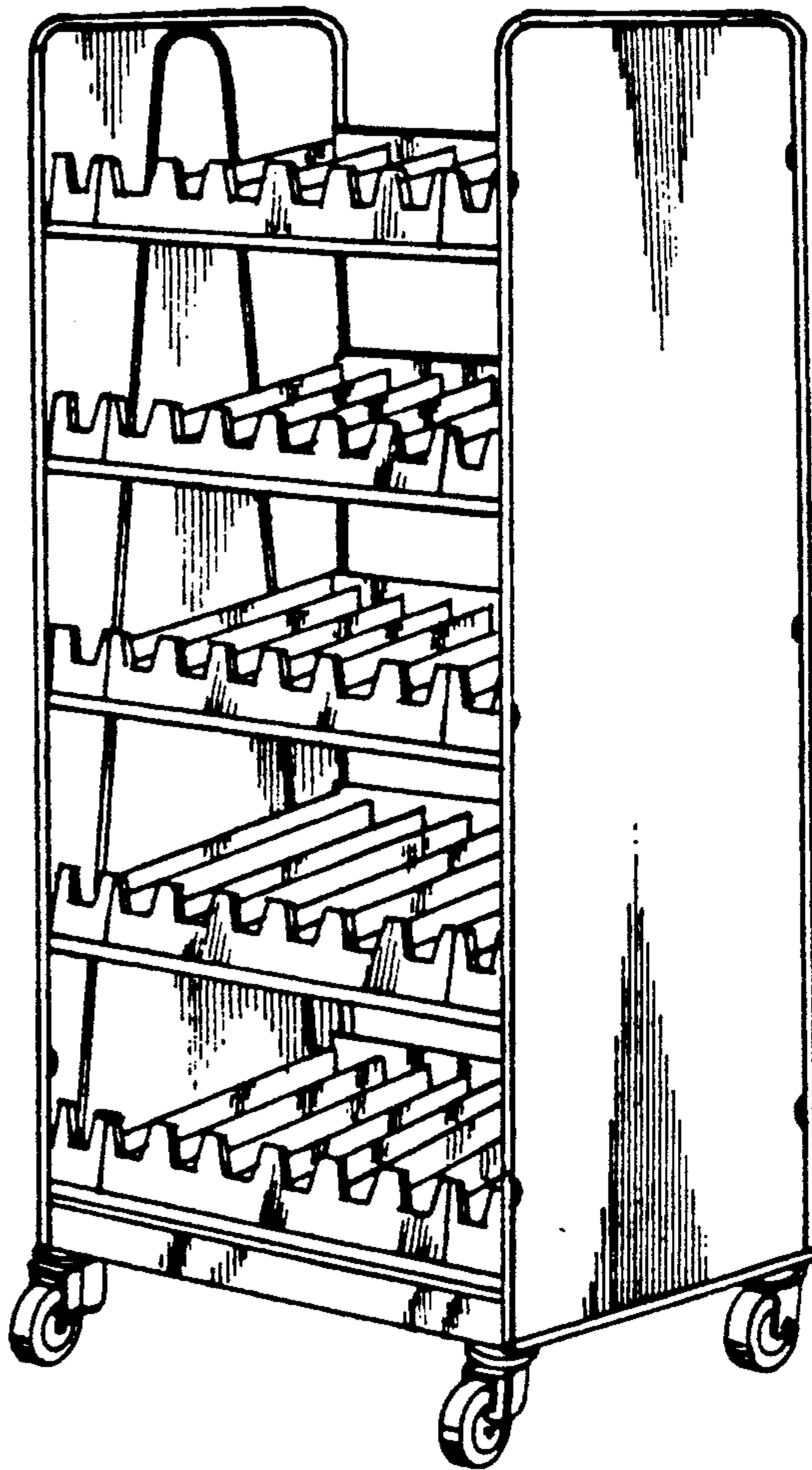
*Attorney, Agent, or Firm*—Thomas A. Boshinski

[57] **CLAIM**


The ornamental design for a mobile shelf display unit, as shown.

**DESCRIPTION**


FIG. 1 is a perspective view of a mobile shelf display unit showing my new design; FIG. 2 is a front elevational view thereof; FIG. 3 is a right side elevational view thereof, with the opposite side being a mirror image; FIG. 4 is a top plan view thereof; FIG. 5 is a rear elevational view thereof; FIG. 6 is a front perspective view of an alternate embodiment of the present invention; and, FIG. 7 is a rear perspective view of the embodiment of FIG. 6.



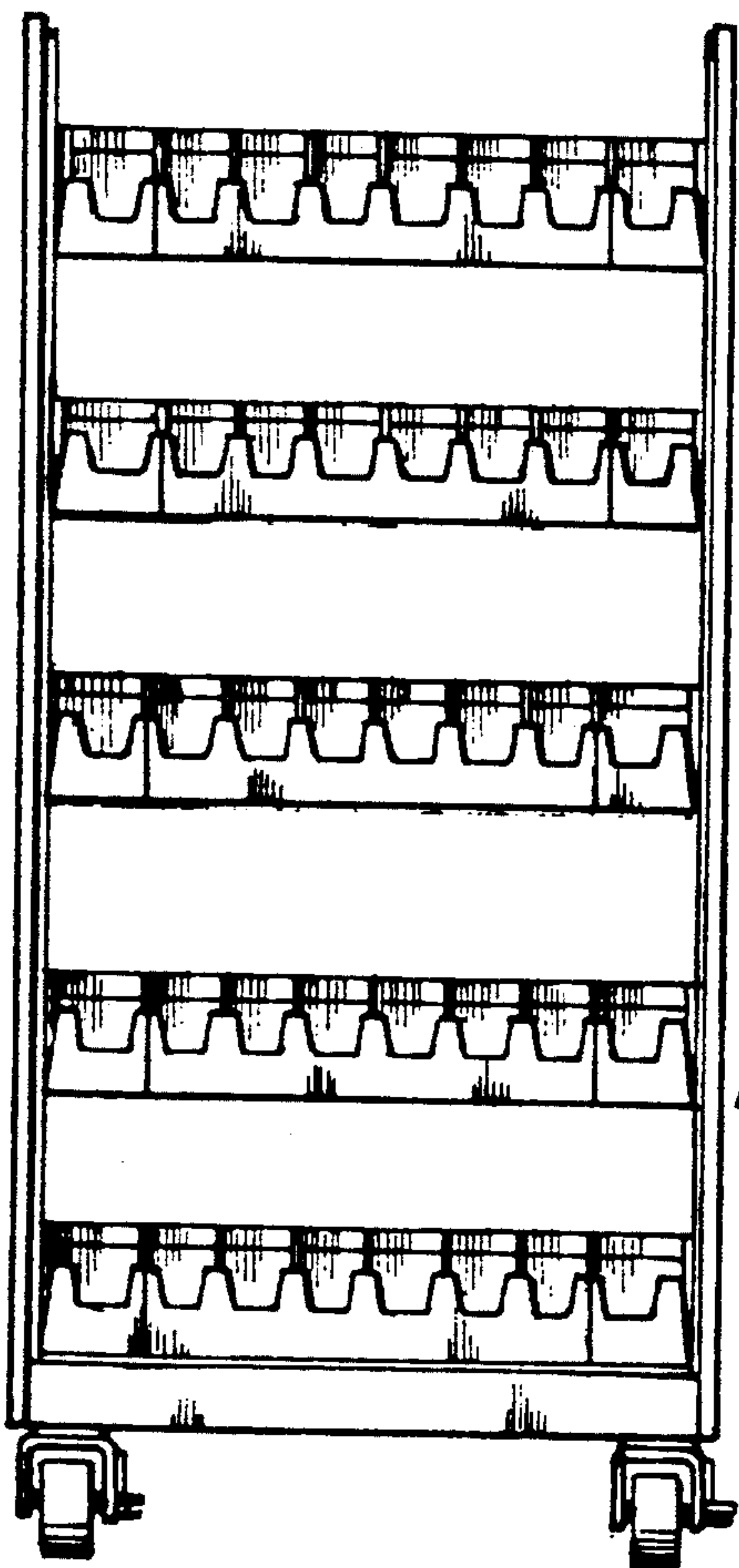
**FIG.1**

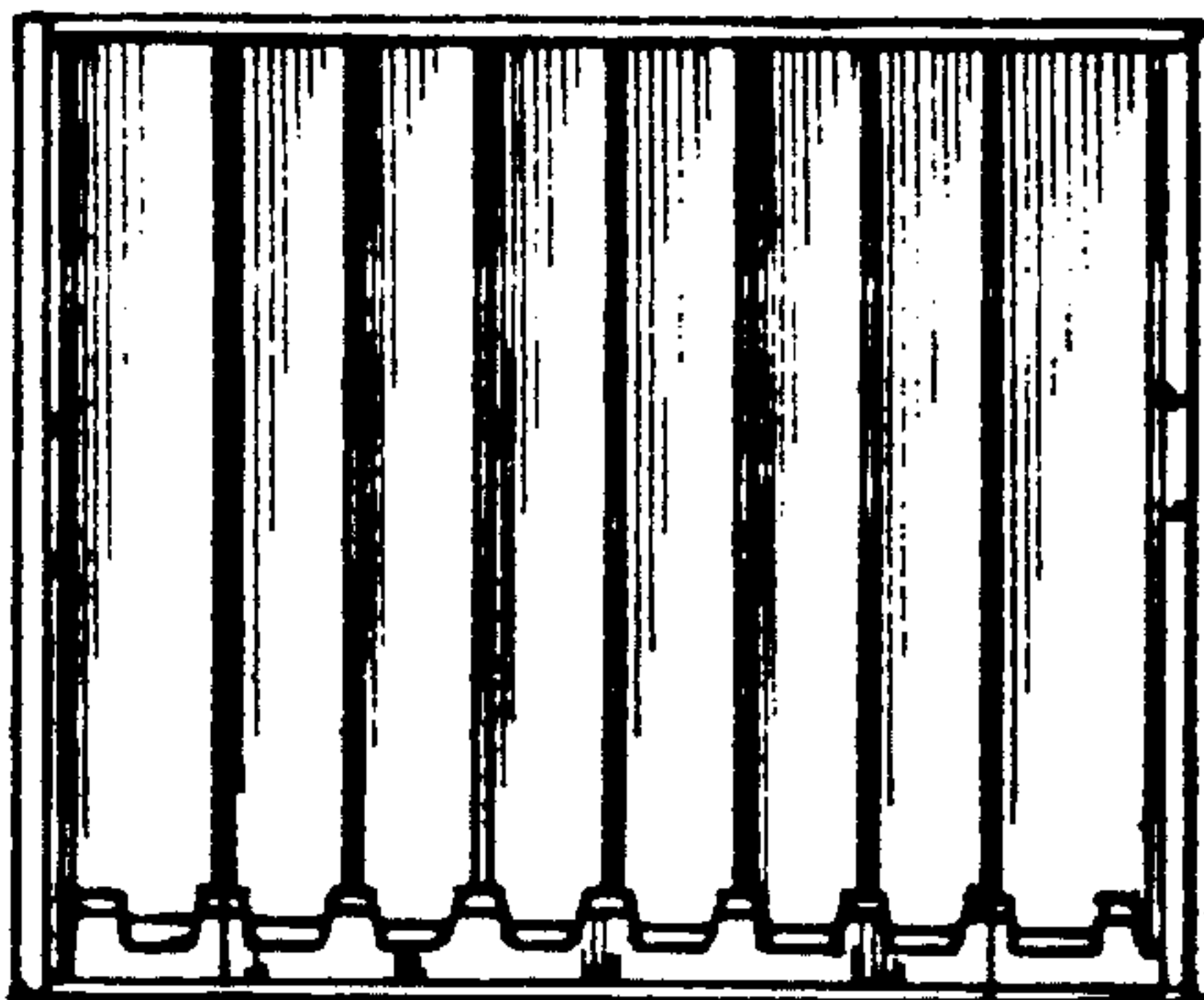


**FIG.3**

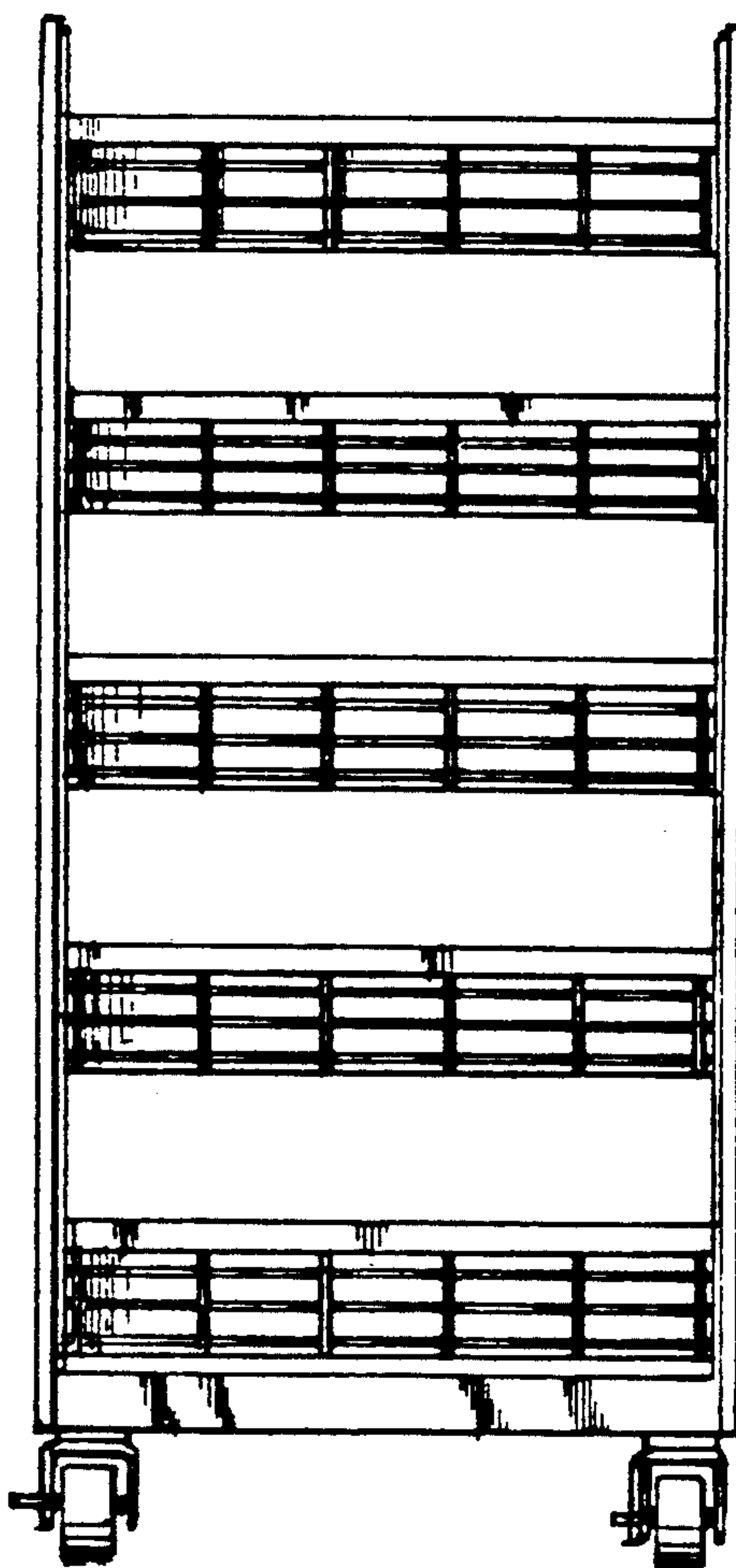


**FIG.2**






**FIG. 4**



**FIG. 5**



**FIG. 6**



**FIG. 7**