



US00D344403S

United States Patent [19]
O'Rorke

[11] **Patent Number: Des. 344,403**

[45] **Date of Patent: ** Feb. 22, 1994**

[54] **SHOE SOLE**

[75] **Inventor: Nicolas O'Rorke, North Quincy, Mass.**

[73] **Assignee: Reebok International Ltd., Stoughton, Mass.**

[**] **Term: 14 Years**

[21] **Appl. No.: 11,141**

[22] **Filed: Jul. 27, 1993**

[52] **U.S. Cl. D2/956; D2/954; D2/959**

[58] **Field of Search D2/264, 265, 274, 311, D2/317-323, 954, 956, 959; 36/25 R, 30 R, 32 R, 59 R, 59 C, 83, 84, 89, 100-107, 112-114, 132, 136**

[56] **References Cited**

U.S. PATENT DOCUMENTS

- D. 234,014 12/1974 Traver et al. .
- D. 240,472 7/1976 Sironi .
- D. 253,140 10/1979 Pasquier .
- D. 253,327 10/1979 Pasquier .

- D. 262,327 12/1981 Foster .
- D. 287,185 12/1986 Sironi .
- D. 307,510 5/1990 Issler .
- D. 325,668 4/1992 Bianchini et al. D2/320
- 2,722,756 11/1955 Ecclesine .
- 4,255,874 3/1981 Sironi 36/32 R
- 4,501,077 2/1985 Young 36/32 R


Primary Examiner—Louis S. Zarfaz
Attorney, Agent, or Firm—Sterne, Kessler, Goldstein & Fox

[57] **CLAIM**

The ornamental design for a shoe sole, as shown and described.

DESCRIPTION

FIG. 1 is a bottom plan view of a shoe sole showing my new design;
 FIG. 2 is a left side elevational view thereof;
 FIG. 3 is a right side elevational view thereof;
 FIG. 4 is a front elevational view thereof;
 FIG. 5 is a rear elevational thereof; and,
 FIG. 6 is an alternate embodiment of the design shown in FIG. 1.
 The broken line showing of shoe upper in FIGS. 1-6.



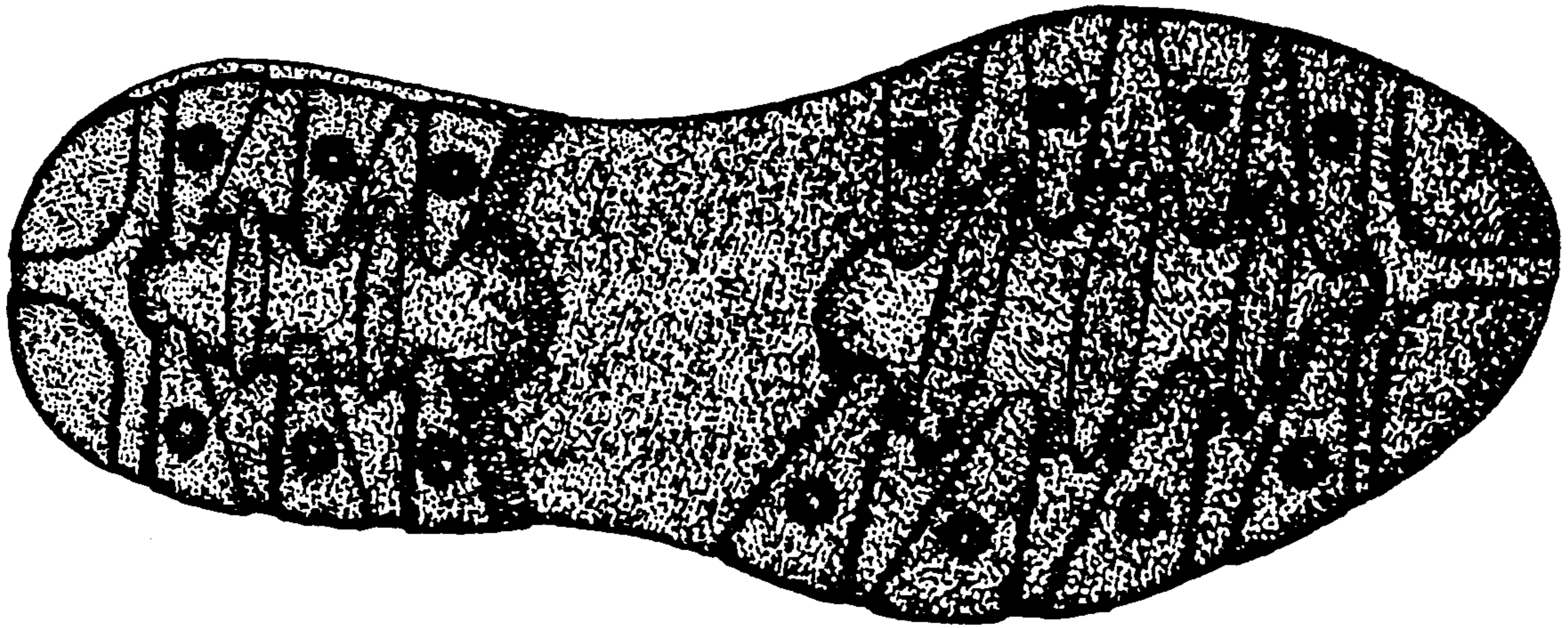


FIG. 1

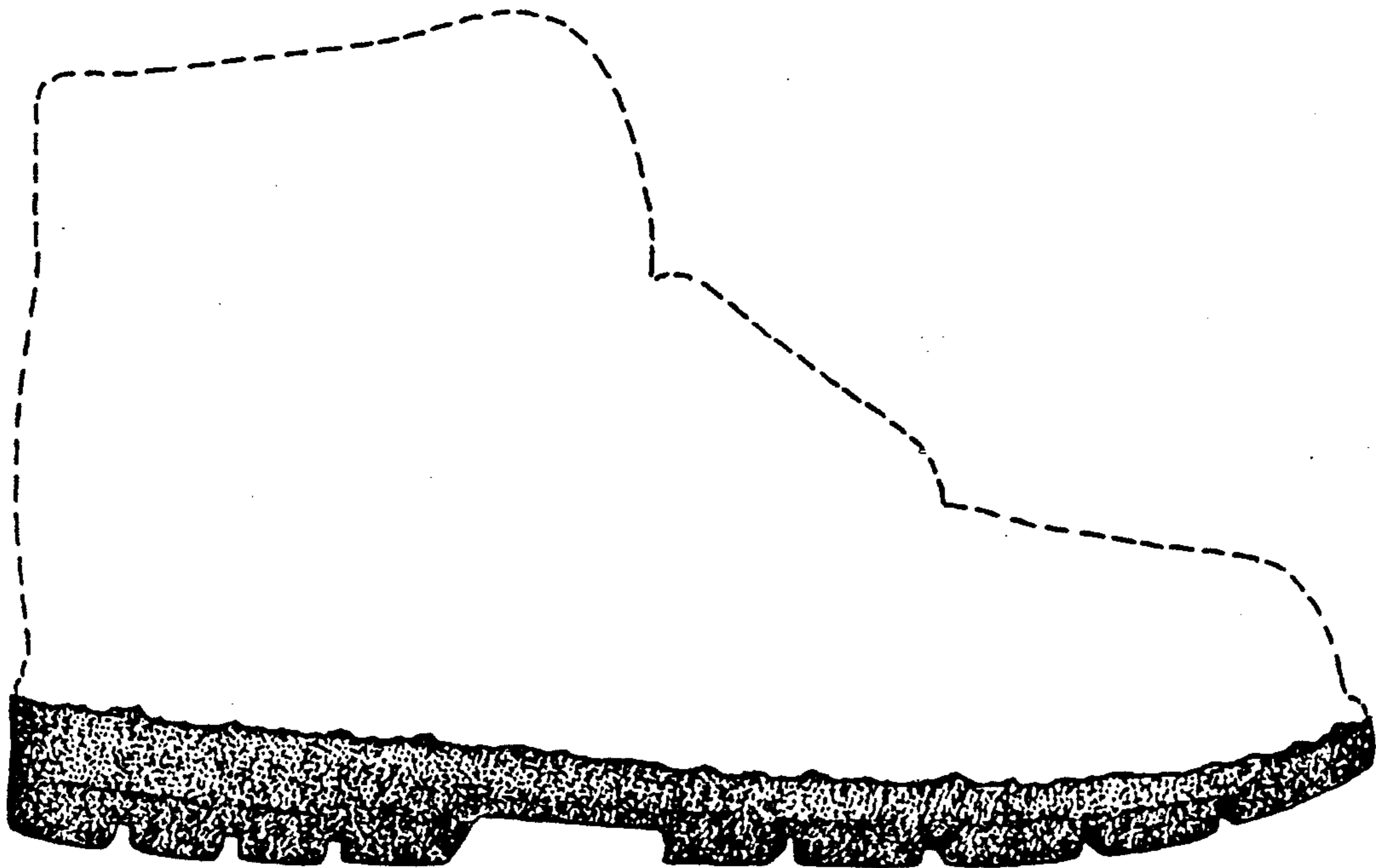


FIG. 2

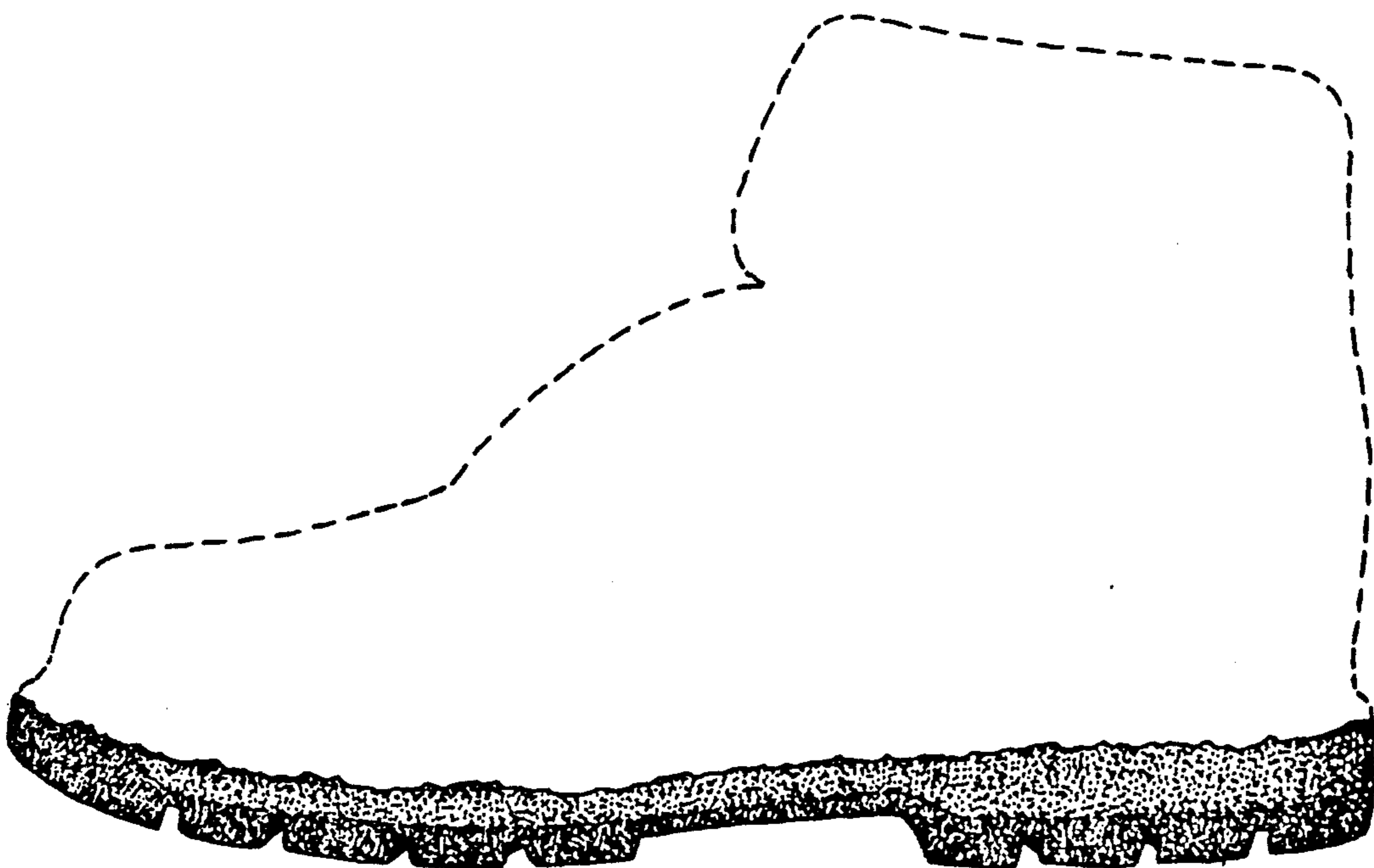


FIG. 3




FIG. 4

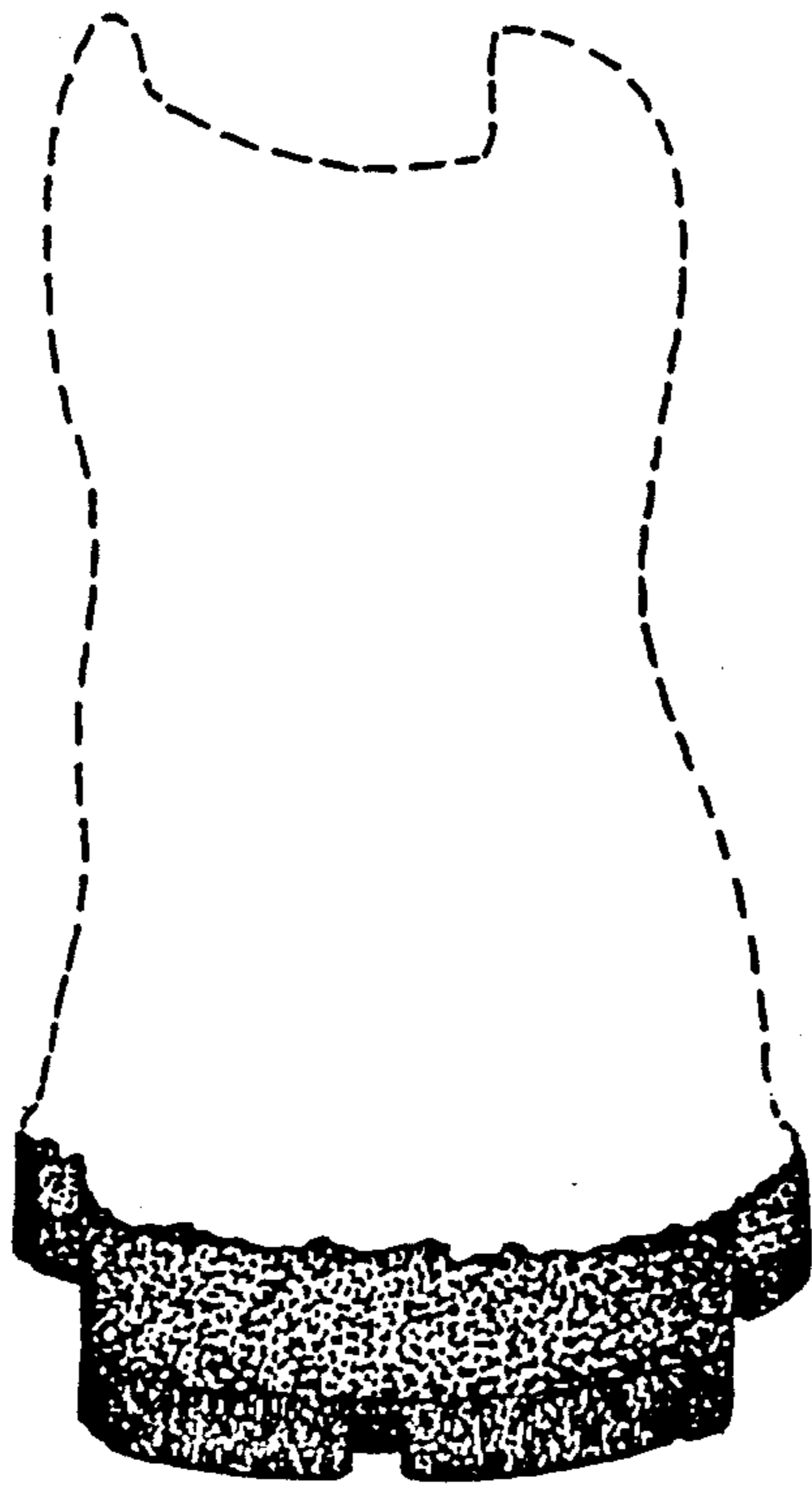


FIG. 5

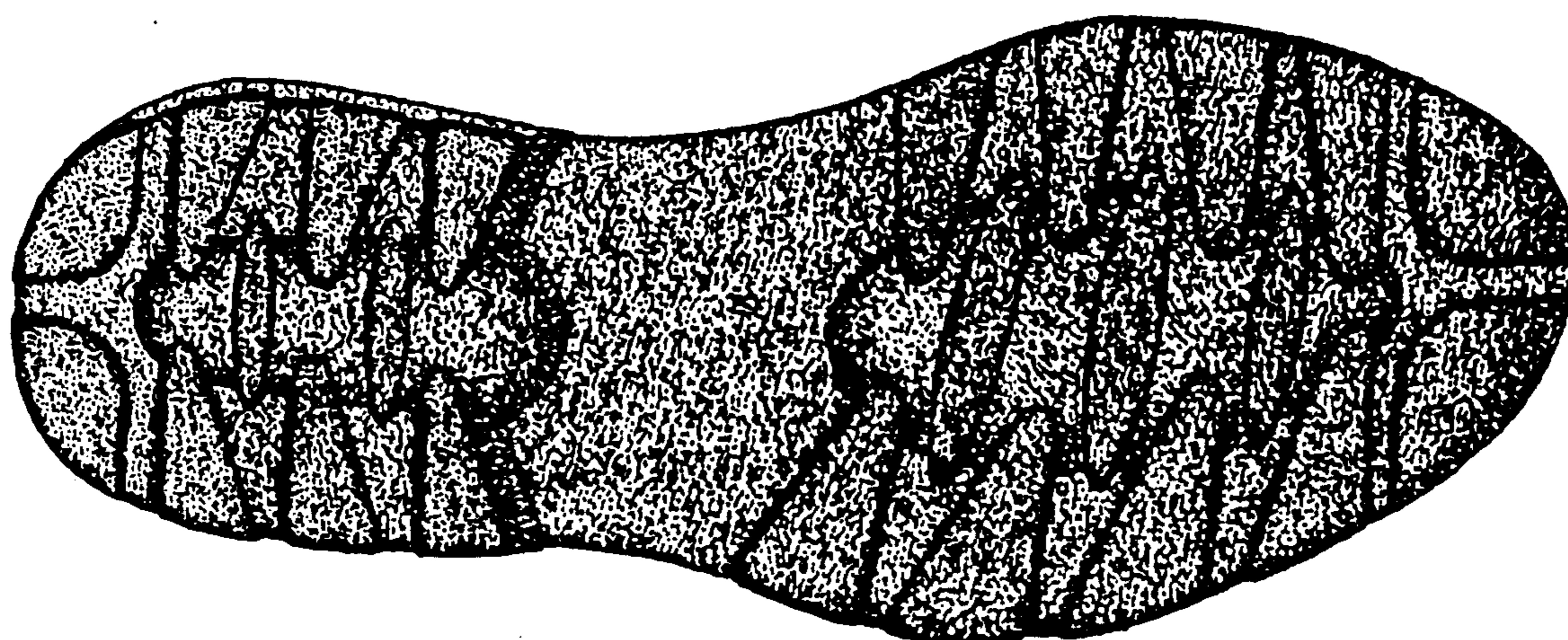


FIG. 6