



US00D344385S

United States Patent [19]

[11] Patent Number: **Des. 344,385**

Przytulla

[45] Date of Patent: **** Feb. 15, 1994**

[54] **DRUM**

4,169,537 10/1979 Sabreen et al. .
4,412,628 11/1983 Whitney .

[75] Inventor: **Dietmar Przytulla, Kerpen, Fed. Rep. of Germany**

FOREIGN PATENT DOCUMENTS

[73] Assignee: **Mausser-Werke GmbH, Brühl, Fed. Rep. of Germany**

0366129 2/1990 European Pat. Off. .
2202201 9/1988 United Kingdom 220/466

[*] Notice: The portion of the term of this patent subsequent to Aug. 13, 2005 has been disclaimed.

OTHER PUBLICATIONS

[**] Term: **14 Years**

New Equipment Digest, Sep. 1988, p. 153, Dow Corning 1121 drum.

[21] Appl. No.: **620,591**

Packaging, Nov. 1984, p. 81, "Plast-1-Chime 55" drum and Steel Drum.

[22] Filed: **Nov. 29, 1990**

Primary Examiner—Bernard Ansher
Assistant Examiner—Lucy Lieberman
Attorney, Agent, or Firm—Pennie & Edmonds

[30] Foreign Application Priority Data

[57] CLAIM

May 31, 1990 [DE] Fed. Rep. of Germany M9003705.7

The ornamental design for a drum, as shown and described.

[52] U.S. Cl. **D34/39**

[58] Field of Search D9/520, 524, 502, 506, D9/518; 220/466, 657, DIG. 1, 601, 623, 661; 217/72, 74; D34/39; D23/205

DESCRIPTION

[56] References Cited

U.S. PATENT DOCUMENTS

D. 230,956 3/1974 Bystedt et al. .
D. 295,108 4/1988 Przytulla D34/39
2,809,746 10/1957 Corneil 220/466 X

FIG. 1 is a top perspective view of a plastic drum showing my new design;

FIG. 2 is a front elevation thereof, the rear and side elevations are the same;

FIG. 3 is a top view thereof;

FIG. 4 is a bottom view thereof; and,

FIG. 5 is a bottom perspective view thereof.

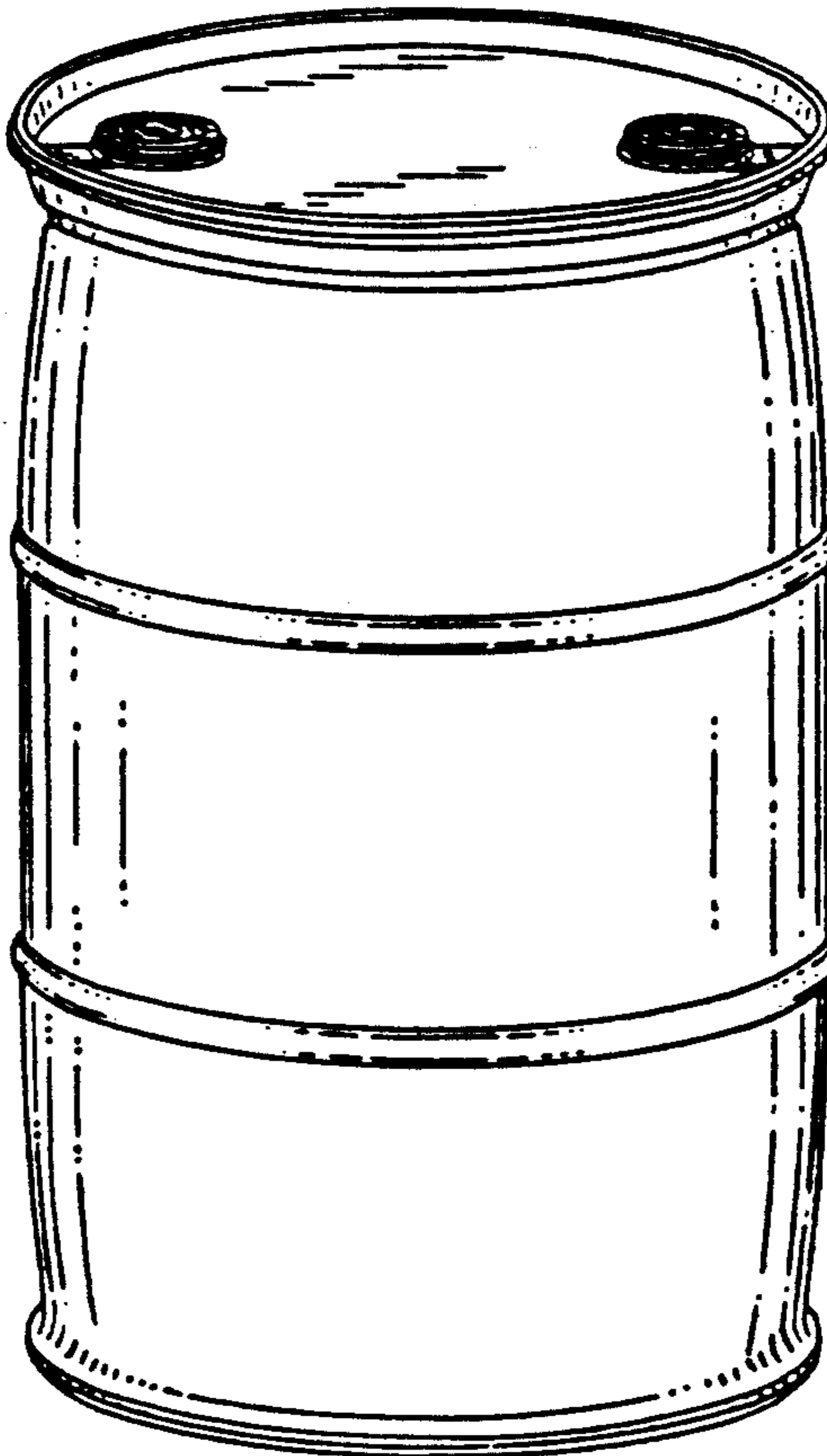


FIG. 1


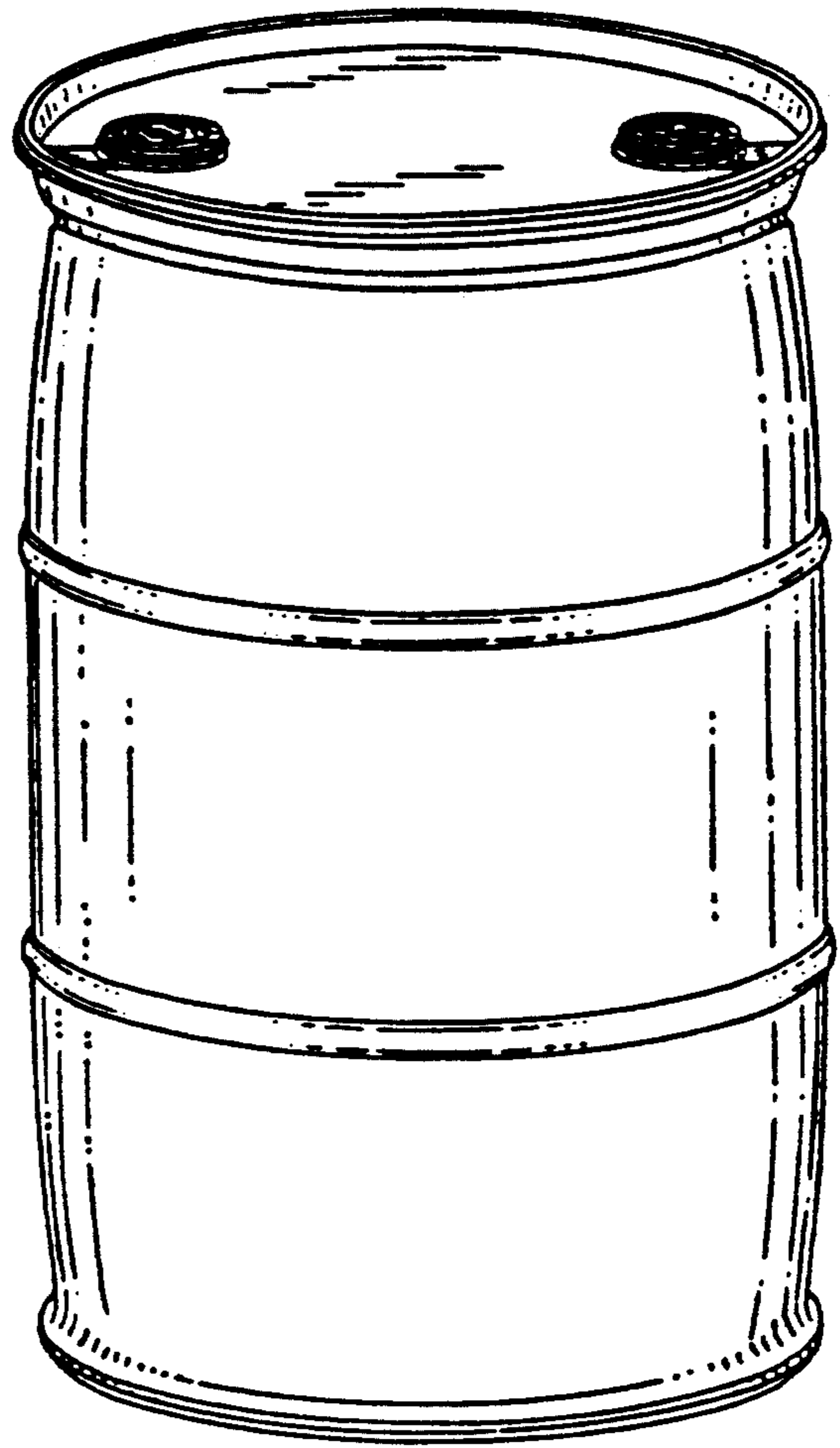


FIG. 2

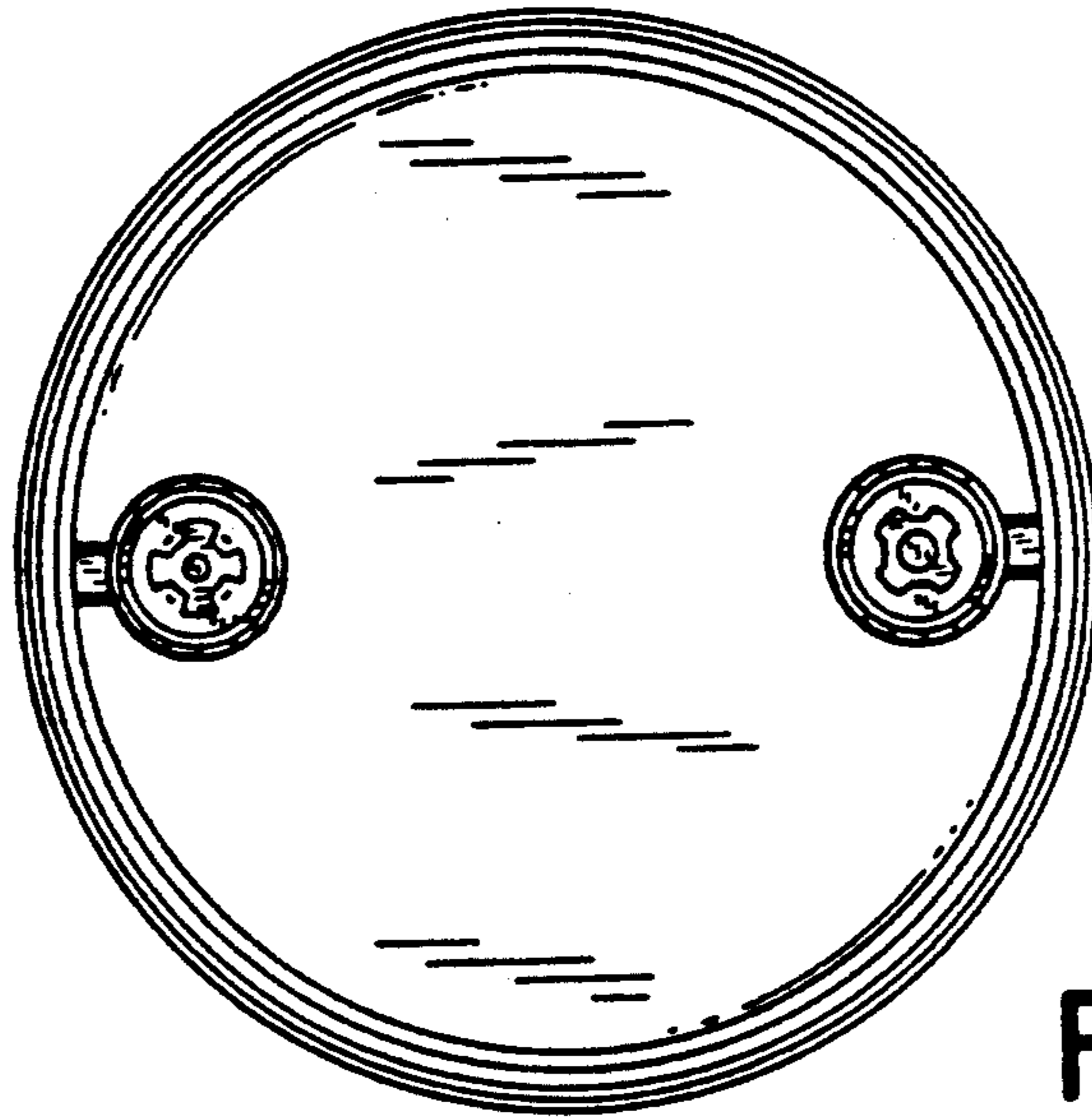


FIG. 3




FIG. 4

FIG. 5

