



US00D344374S

United States Patent [19]

[11] Patent Number: **Des. 344,374**

Wulff

[45] Date of Patent: **** Feb. 15, 1994**

[54] **COMBINED WET AND DRY VACUUM CLEANER**

D. 332,330 1/1993 Gurstein D32/21
5,012,549 5/1991 Williams et al. 15/320

[75] Inventor: **Richard E. Wulff, Maple Plain, Minn.**

OTHER PUBLICATIONS

[73] Assignee: **Castex Industries, Inc., Holland, Mich.**

EDIC, "VE3 upright-extractor".

[**] Term: **14 Years**

Primary Examiner—Ruth McInroy
Attorney, Agent, or Firm—Price, Heneveld, Cooper, DeWitt & Litton

[21] Appl. No.: **825,725**

[57] CLAIM

[22] Filed: **Jan. 28, 1992**

The ornamental design for a combined wet and dry vacuum cleaner, as shown and described.

[52] U.S. Cl. **D32/21**

[58] Field of Search 15/320-321,
15/340.1, 340.2, 340.3, 340.4; D32/1, 21, 15-16

DESCRIPTION

[56] References Cited

U.S. PATENT DOCUMENTS

D. 193,608 9/1962 Johanson D32/16
D. 258,963 4/1981 Phillips D32/16
D. 281,632 12/1985 Yang D32/15
D. 298,479 11/1988 Jacobs et al. D32/16
D. 316,765 5/1991 Wulff D32/16

FIG. 1 is a top, front and left side perspective view of a combined wet and dry vacuum cleaner showing my new design;


FIG. 2 is an enlarged left side elevational view thereof, the right side being a mirror image;

FIG. 3 is an enlarged front elevational view thereof;

FIG. 4 is an enlarged top plan view thereof; and,

FIG. 5 is an enlarged rear elevational view thereof.

The undisclosed bottom is plain and unornamented.






FIG. 1




FIG. 2

FIG. 3

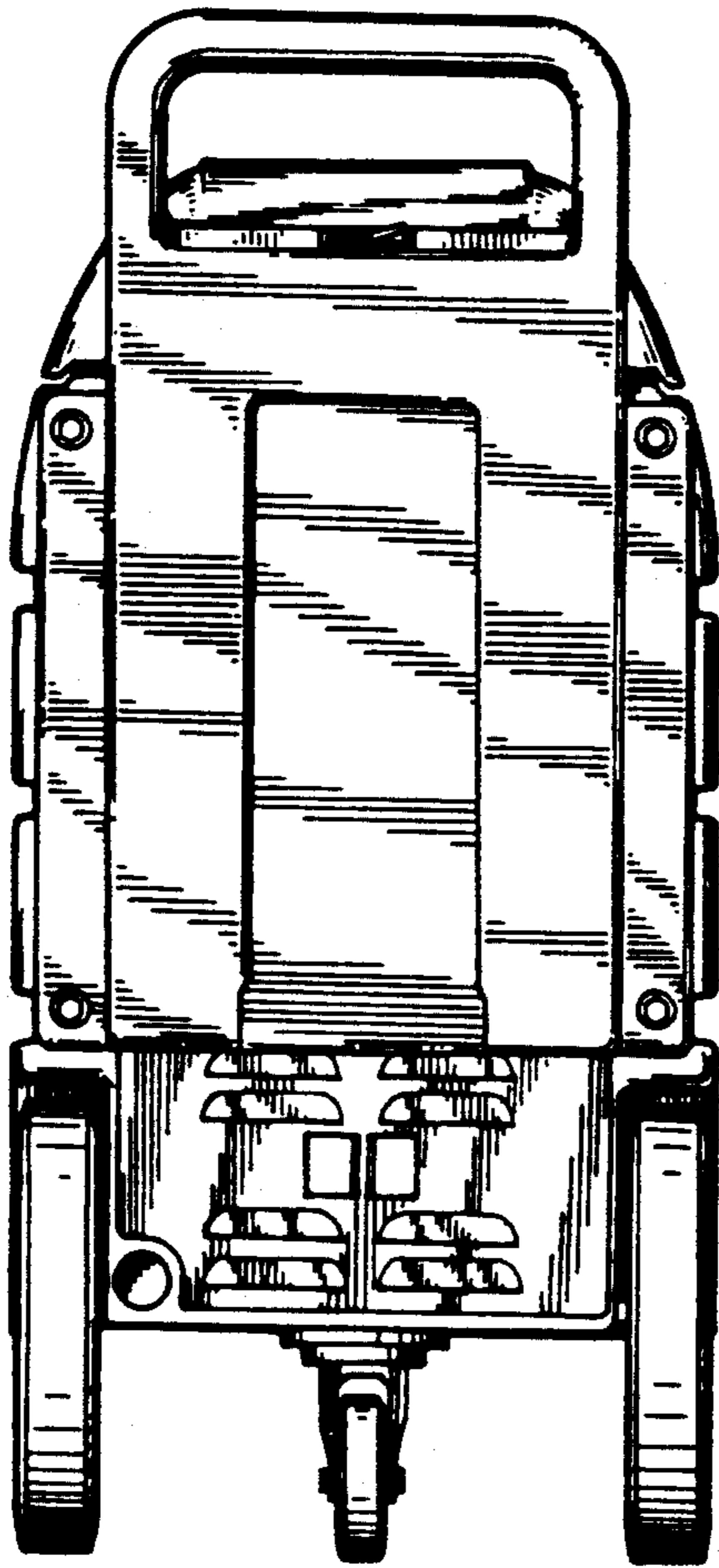
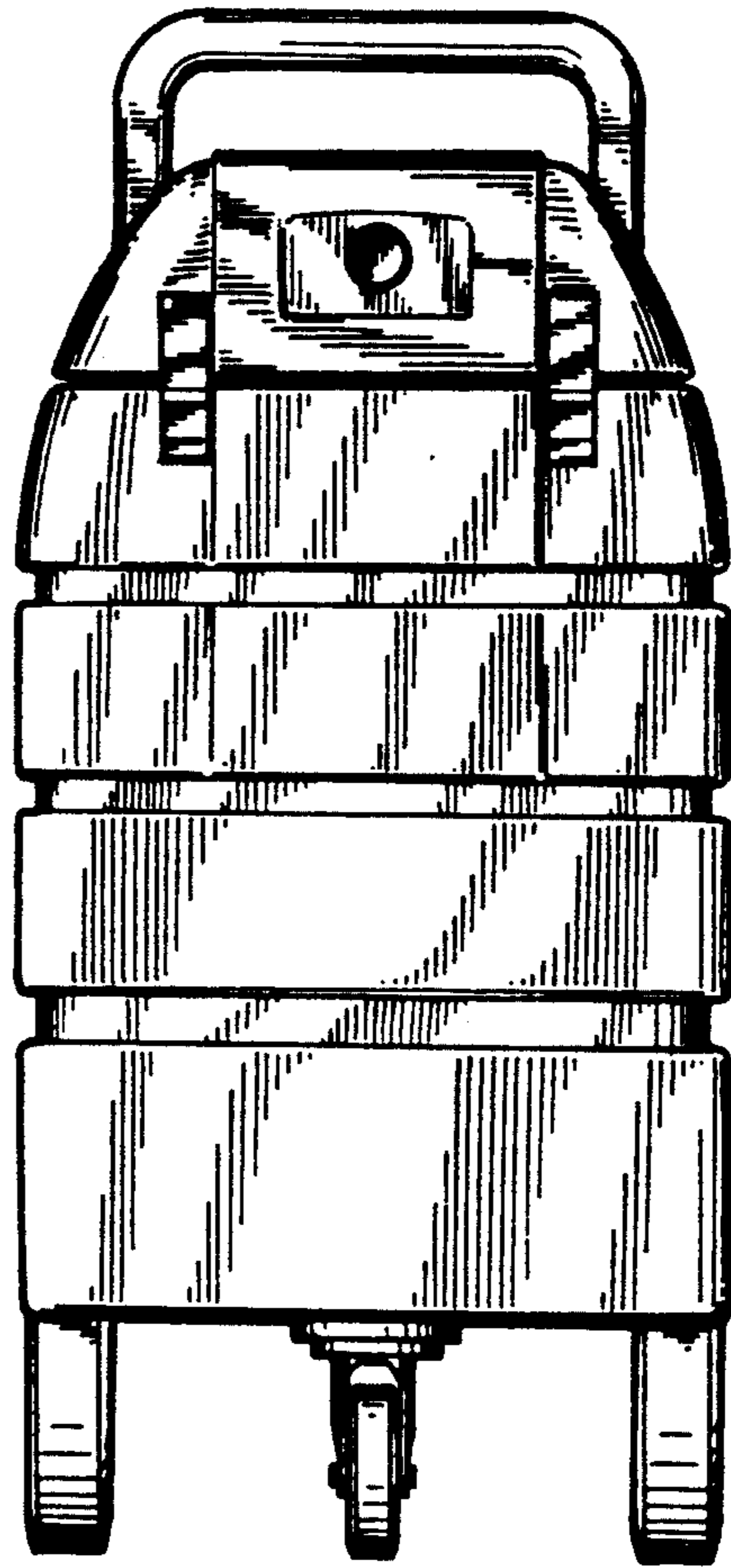


FIG. 4

FIG. 5

