



US00D344372S

United States Patent [19]

[11] Patent Number: **Des. 344,372**

Maddix

[45] Date of Patent: **** Feb. 15, 1994**

[54] CAT CARRIER BAG

[76] Inventor: **Lynda A. Maddix**, 4270 Sundance Rd. RR #3, Nelson, B.C., Canada, V1L 5P6

[**] Term: **14 Years**

[21] Appl. No.: **856,925**

[22] Filed: **Mar. 23, 1992**

[52] U.S. Cl. **D30/144; D30/108; D9/305; 383/75; D34/1**

[58] Field of Search 119/19, 158, 96; D9/305; 383/4, 73, 75; D34/1; D22/119; D30/118, 108, 109, 144, 145, 151, 161

[56] References Cited

U.S. PATENT DOCUMENTS

| | | | | |
|------------|---------|--------------------|-------|---------|
| D. 291,014 | 7/1987 | Grum | | D22/119 |
| D. 296,870 | 7/1988 | Myers | | D9/305 |
| 3,108,568 | 10/1963 | Whitney et al. | | D30/144 |
| 3,263,653 | 8/1966 | Miller | | 119/158 |
| 4,119,263 | 10/1978 | Cuthbertson et al. | | 220/403 |
| 4,644,902 | 2/1987 | Martinon et al. | | 383/75 |
| 4,796,567 | 1/1989 | Allan et al. | | 119/158 |
| 4,977,857 | 12/1990 | Slawinski | | 119/19 |
| 5,109,801 | 5/1992 | Gahagan | | 119/103 |
| 5,161,895 | 11/1992 | Myers | | 383/75 |

FOREIGN PATENT DOCUMENTS

| | | | | |
|---------|---------|----------------------|-------|---------|
| 512191 | 1/1954 | Belgium | | 383/75 |
| 628296 | 10/1961 | Canada | | 119/19 |
| 2047548 | 4/1971 | Fed. Rep. of Germany | | 383/4 |
| 379734 | 11/1907 | France | | 383/75 |
| 323157 | 12/1929 | United Kingdom | | 119/158 |
| 1569519 | 6/1980 | United Kingdom | | 119/156 |

Primary Examiner—A. Hugo Word
Assistant Examiner—CathyAnne MacCormac
Attorney, Agent, or Firm—S. Michael Bender

[57] CLAIM

The ornamental design for a cat carrier bag, as shown and described.

DESCRIPTION

FIG. 1 is a front elevational view of the cat carrier bag showing my new design;
FIG. 2 is a rear elevational view thereof;
FIG. 3 is a left side elevational view thereof;
FIG. 4 is a right side elevational view thereof;
FIG. 5 is a slightly enlarged top plan view thereof;
FIG. 6 is a slightly enlarged bottom plan view thereof;
and,
FIG. 7 is a slightly enlarged perspective view showing a use thereof.
The broken lines are for the purposes of illustration only and form no part of the claimed design.






FIG. 1




FIG. 2

FIG. 3

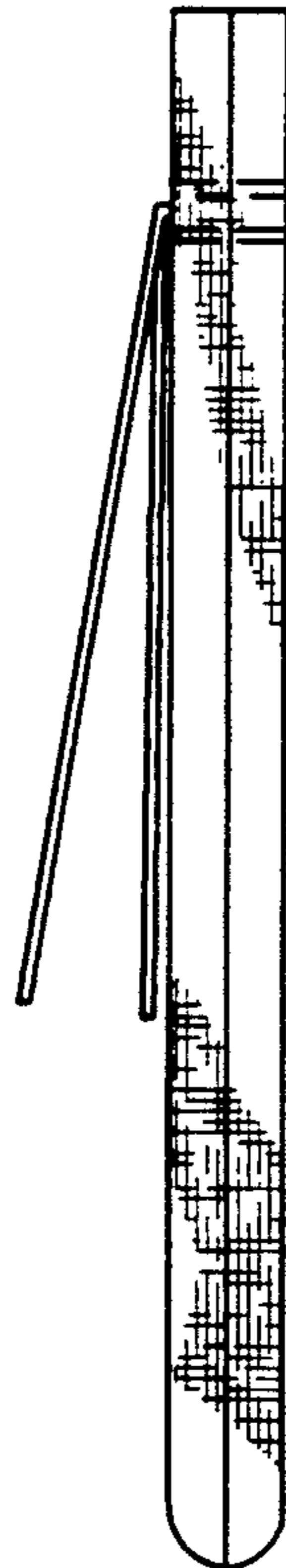
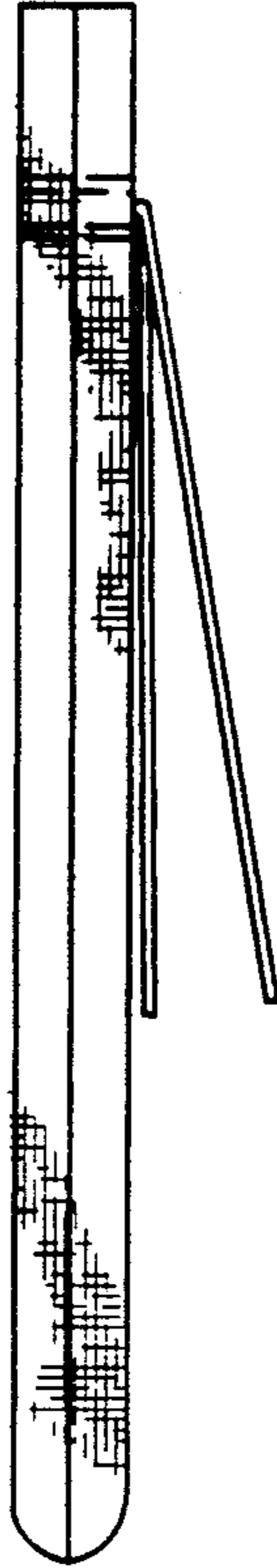


FIG. 4




FIG. 5




FIG. 6




FIG. 7