



US00D344334S

United States Patent [19]

[11] Patent Number: Des. 344,334

Dulebohn et al.

[45] Date of Patent: ** Feb. 15, 1994

[54] SURGICAL INSTRUMENT ACTUATOR HANDLE

4,953,559	9/1990	Salerno	128/751
4,991,600	2/1991	Taylor	128/754
5,203,863	4/1993	Bidoia	606/140

[75] Inventors: David H. Dulebohn, Tonka Bay; Arlen L. Johnson, Maple Grove, both of Minn.; Mark K. Dana; Sharon F. Dana, both of Atlanta, Ga.

OTHER PUBLICATIONS

Multifire brochure "Introducing . . . Advanced Lamp . . . 30 Stapler", one page.
 Greishaber brochure "Sutherland Rotatable . . . Instruments", one page.
 Solos brochure "Laparoscopic Cholecystectomy" Complete Instrument and Equipment Manual, 8 pages, 1990.
 Jacques E. Rioux, et al., "A New Bipolar Instrument for Laparoscopic Tubal Sterilization", *Am. J. Obstet, Gynecol.* Jul. 15, 1974 pp. 737-739.
 H. Courtenay Clark, M.D., "Laparoscopy—New Instruments for Suturing and Ligation", *Fertility and Sterility*, vol. 23, No. 4, Apr. 1972, pp. 274-277.

[73] Assignee: Davinci Medical, Inc., Plymouth, Minn.

[**] Term: 14 Years

[21] Appl. No.: 869,034

[22] Filed: Apr. 15, 1992

[52] U.S. Cl. D24/133; D24/146; D24/147

[58] Field of Search 606/41, 42, 45, 46, 606/142; 227/19; D24/133, 143, 144, 147, 146, 170

Primary Examiner—A. Hugo Word
 Assistant Examiner—I. Simmons
 Attorney, Agent, or Firm—Zarley, McKee, Thomte, Voorhees, & Sease

[56] References Cited

U.S. PATENT DOCUMENTS

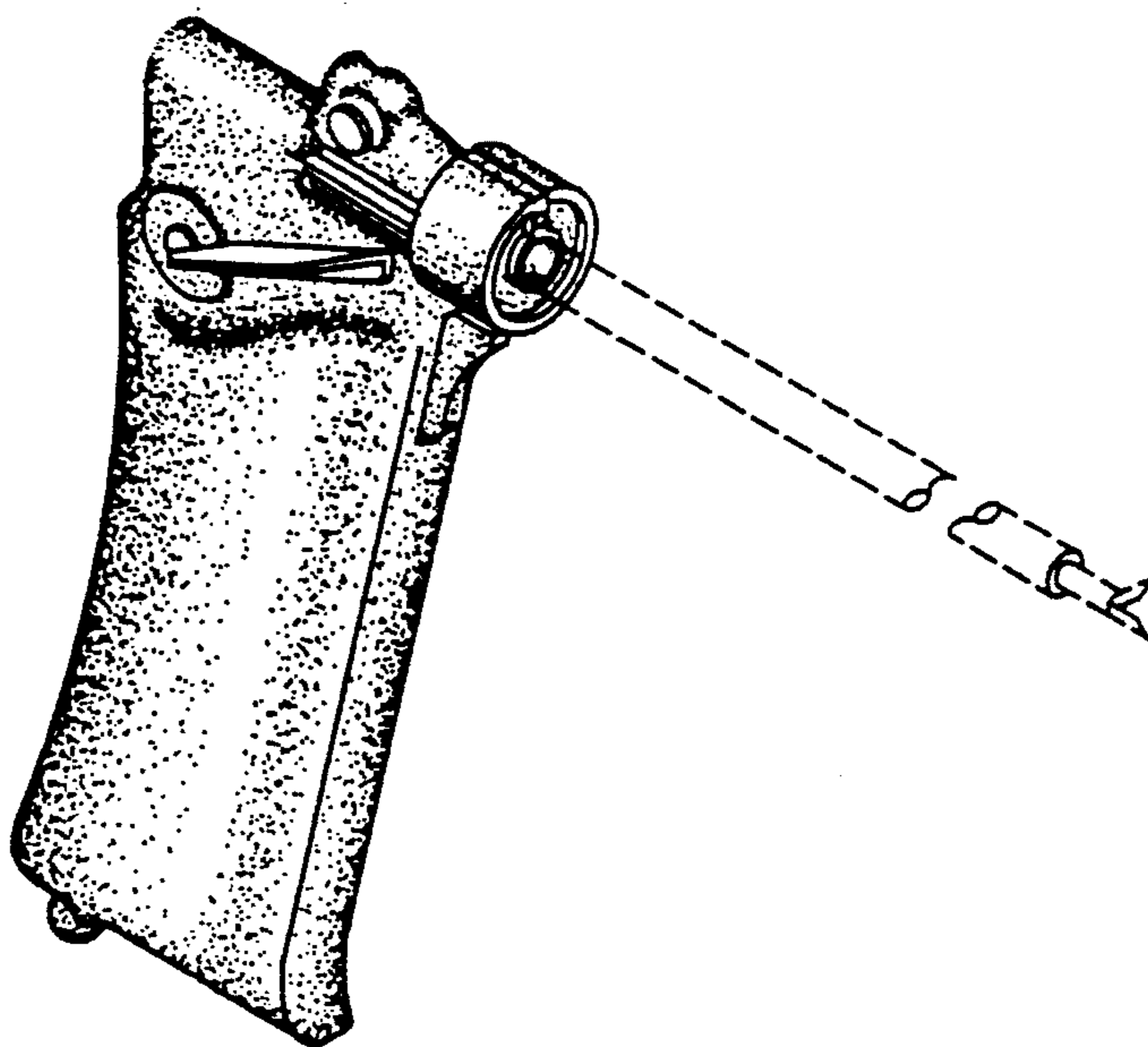
D. 97,617	11/1935	Rubens	D24/144
1,683,708	9/1928	Wappler et al.	
1,881,250	10/1932	Tomlinson	
1,908,201	5/1933	Welch et al.	D24/143 XR
2,004,559	6/1935	Wappler et al.	174/89
2,068,721	1/1937	Wappler et al.	128/303
2,790,437	10/1955	Moore	128/2
3,404,677	10/1968	Springer	128/2
3,814,102	6/1974	Thal	128/321
3,938,527	2/1976	Riousec et al.	606/42
3,954,108	5/1976	Davis	606/142
4,243,047	1/1981	Olsen	128/751
4,258,716	3/1981	Sutherland	128/318
4,369,788	1/1983	Goald	128/321
4,646,751	3/1987	Maslanka	128/751
4,733,671	3/1988	Mehl	128/754
4,823,791	4/1989	D'Amelio et al.	
4,950,273	8/1990	Briggs	606/113

[57] CLAIM

The ornamental design for a surgical instrument actuator handle, as shown and described.

DESCRIPTION

FIG. 1 is a perspective view of a surgical instrument actuator handle showing our new design, the broken line showing of the extension tube and surgical instrument is for illustrative purposes only and forms no part of the claimed design;
 FIG. 2 is a side elevational view of FIG. 1;
 FIG. 3 is an opposite side elevational view of FIG. 1;
 FIG. 4 is a front elevational view of FIG. 1;
 FIG. 5 is a back elevational view of FIG. 1;
 FIG. 6 is a top plan view of FIG. 1; and,
 FIG. 7 is a bottom plan view of FIG. 1.



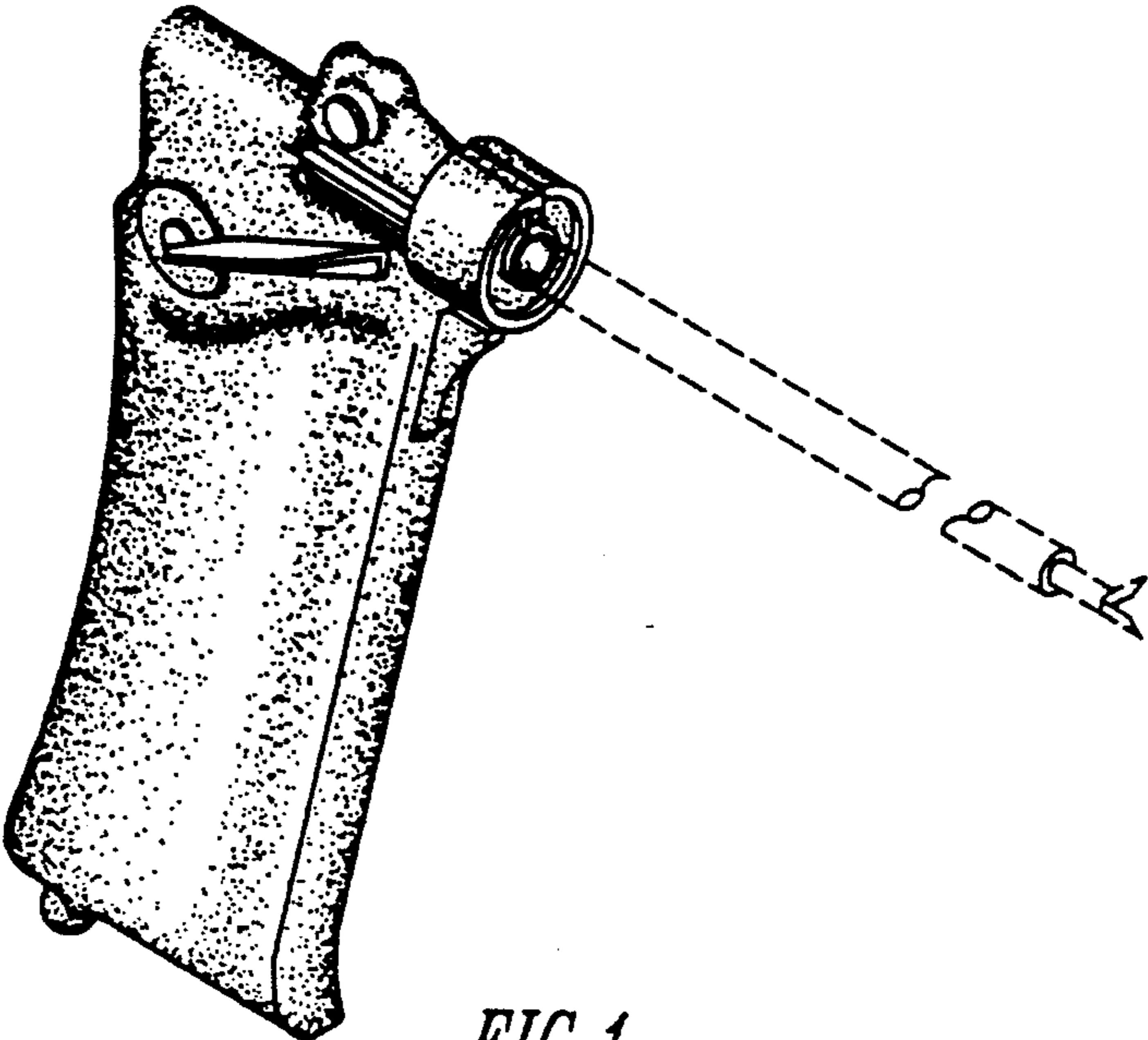


FIG. 1

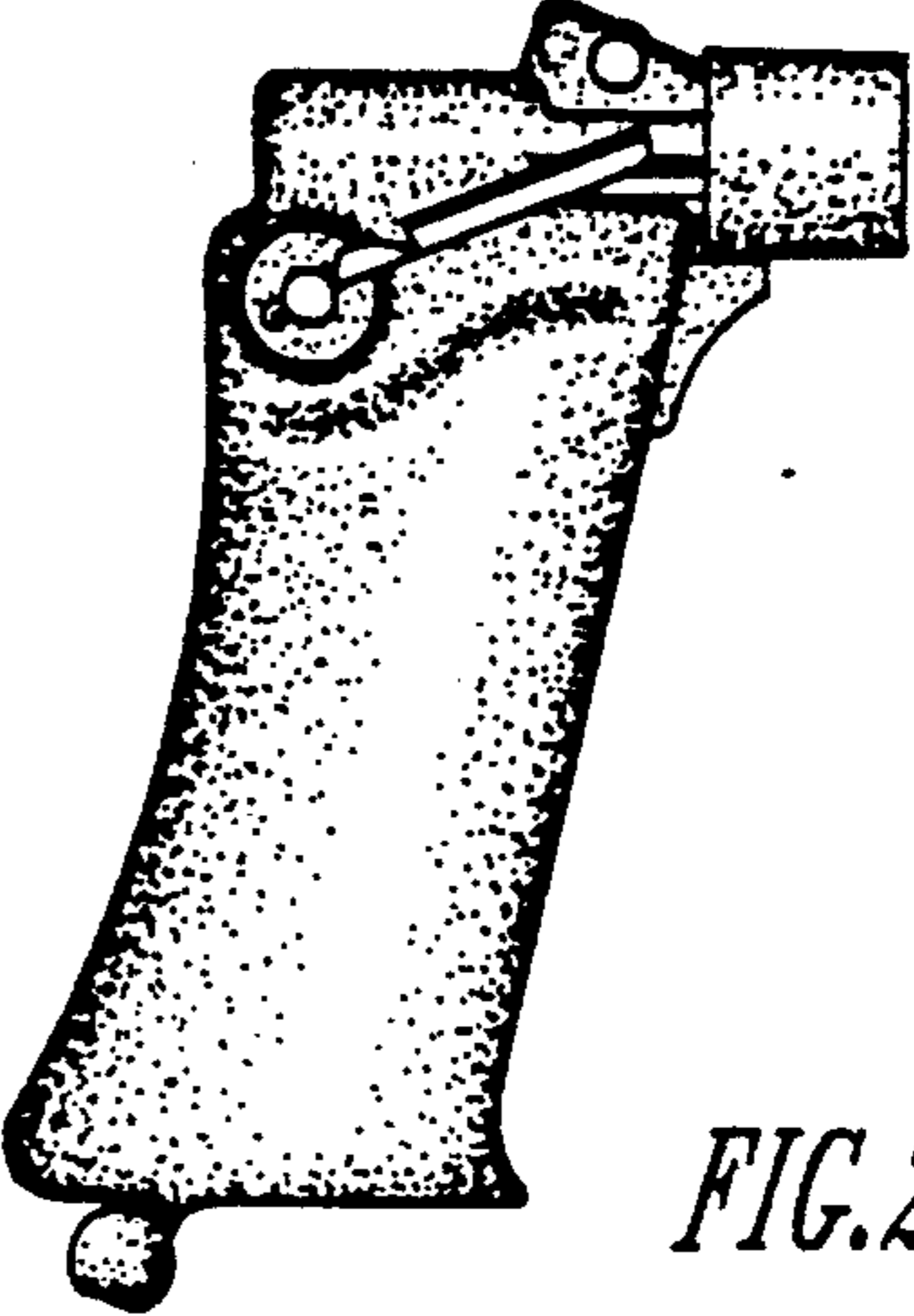


FIG. 2

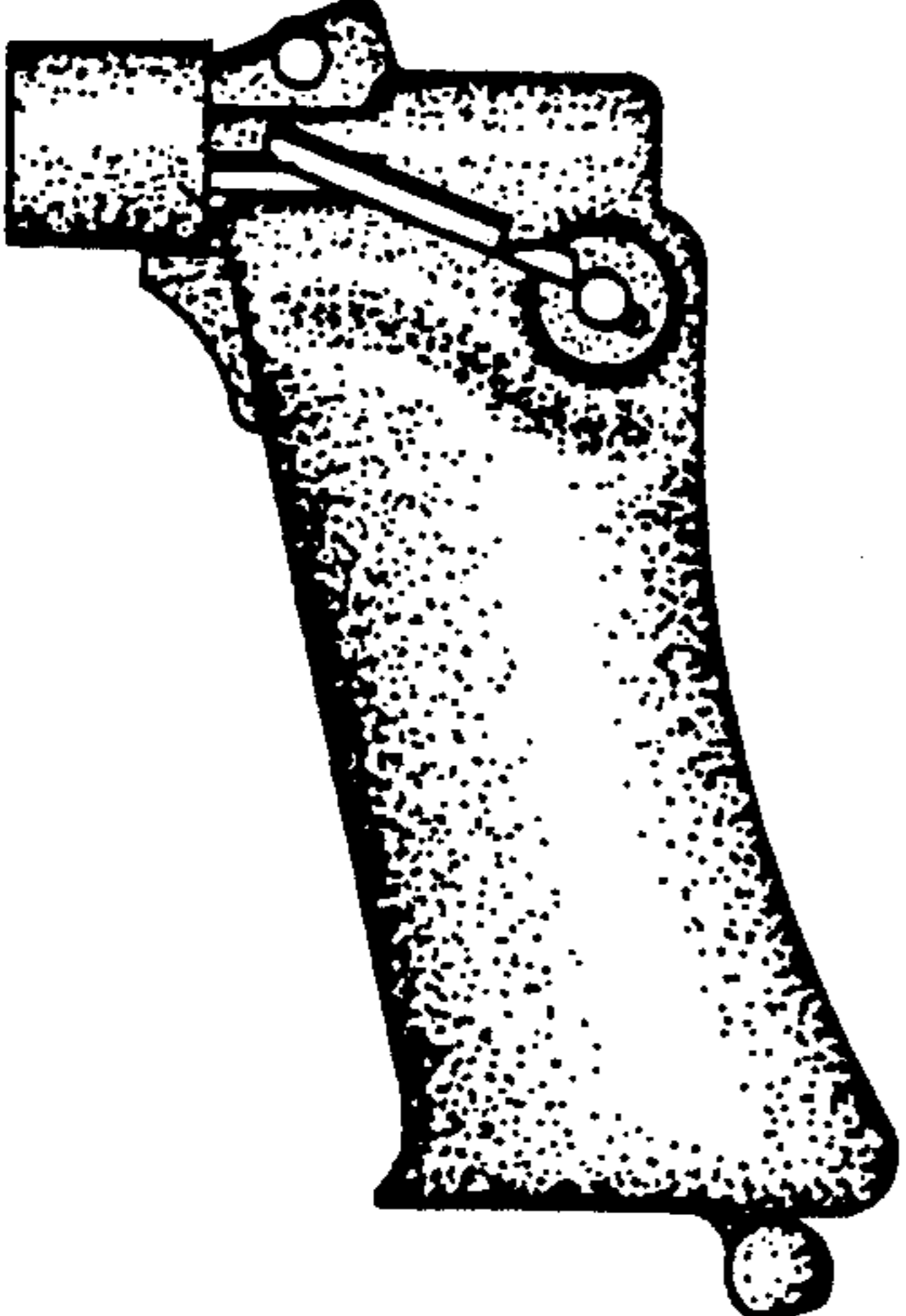


FIG. 3




FIG. 4

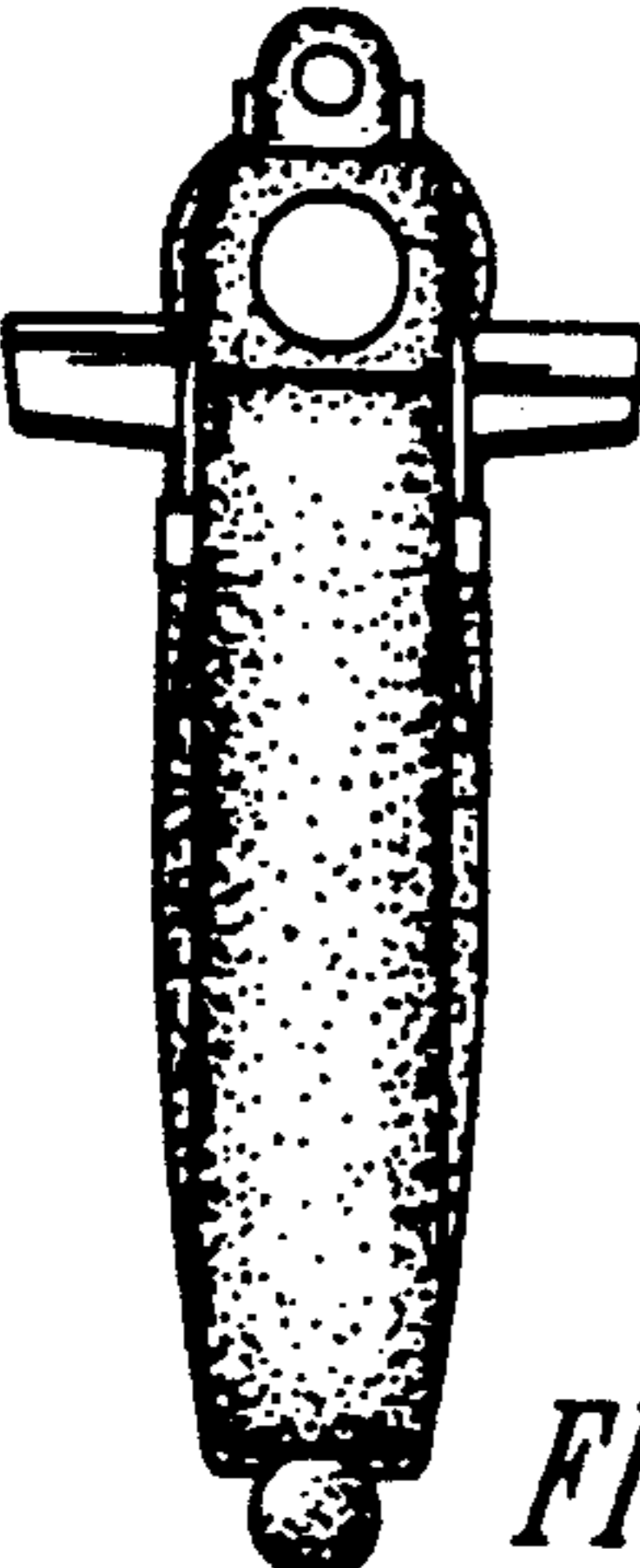


FIG. 5

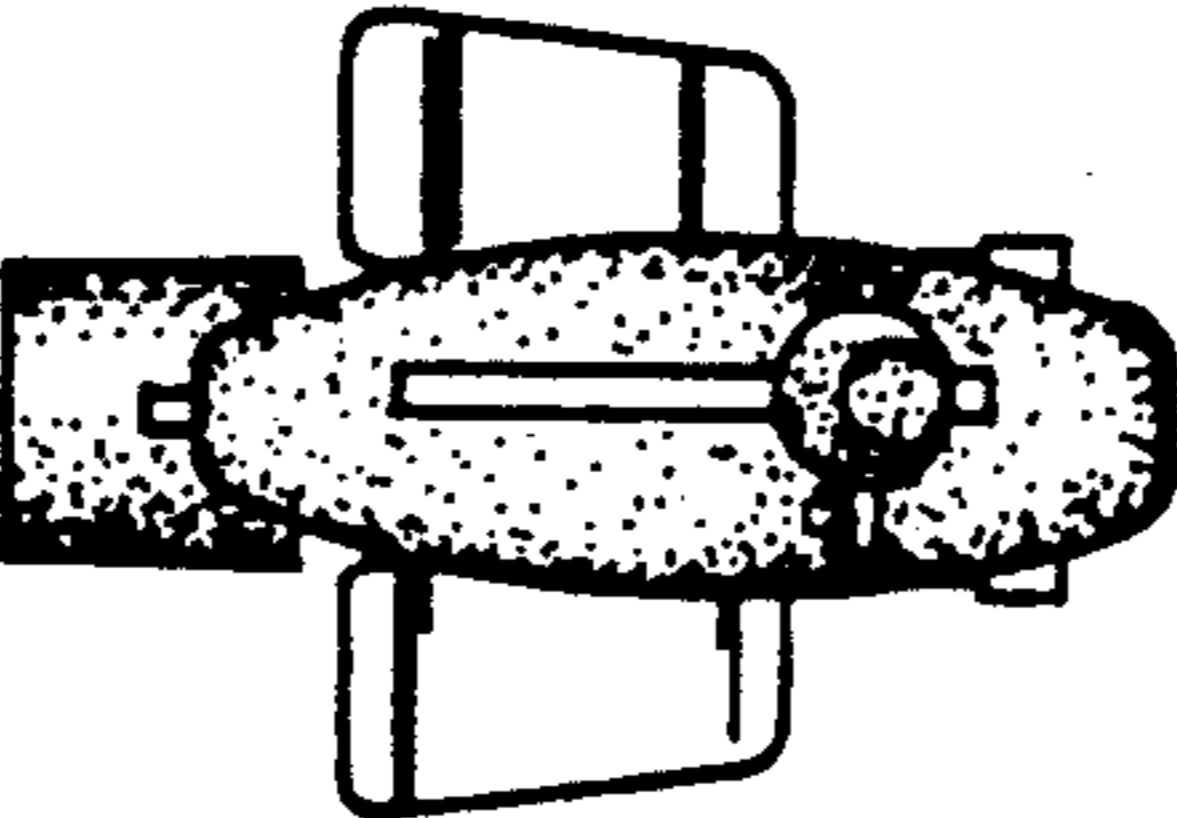


FIG. 7

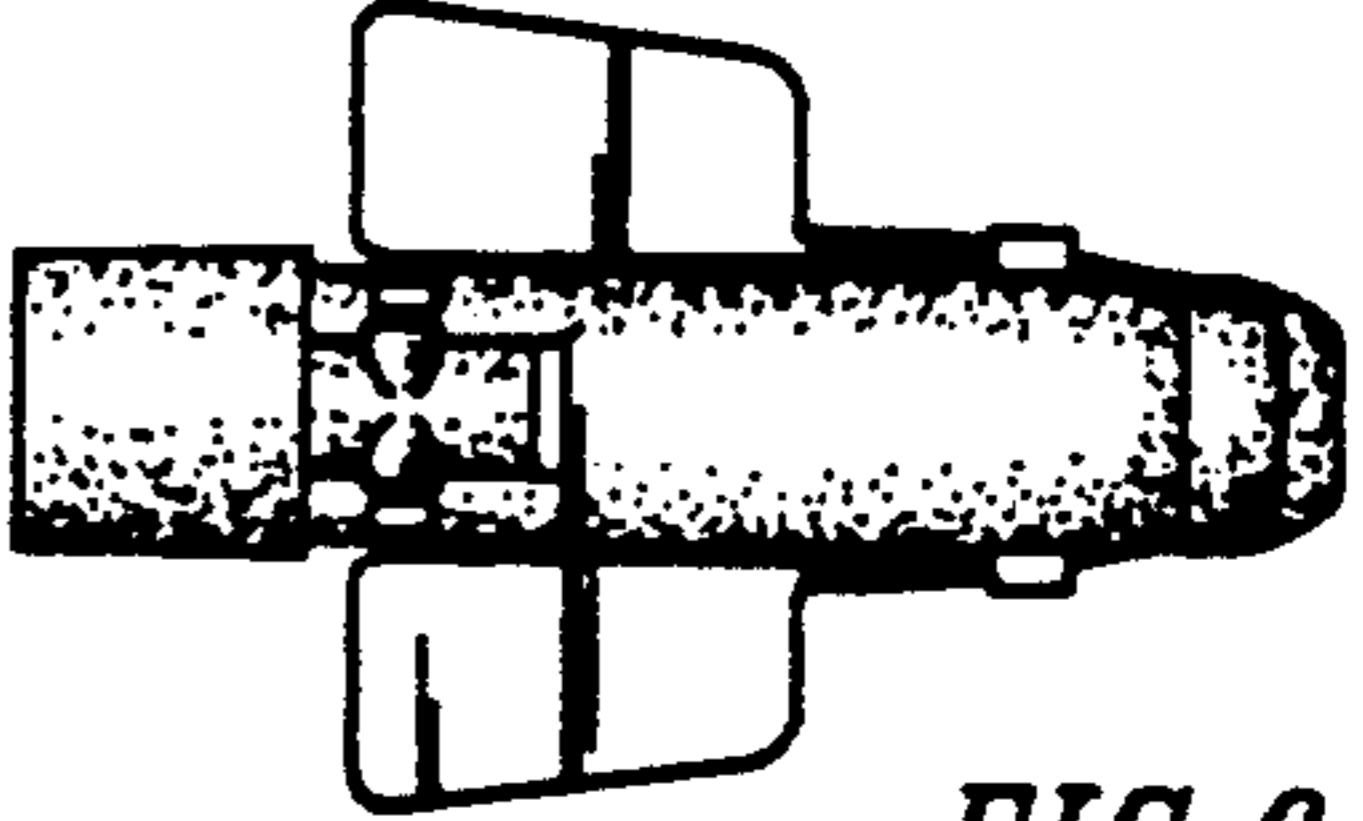


FIG. 6