



US00D344327S

# United States Patent [19]

[11] Patent Number: **Des. 344,327**

**Tavasso**

[45] Date of Patent: **\*\* Feb. 15, 1994**

[54] **SCENTED AIR FILTER**

4,737,173	4/1988	Kudirka	.....	55/276
4,875,912	10/1989	Fulmer	.....	55/279
4,904,288	2/1990	d'Augereau	.....	55/485

[76] Inventor: **Constance G. Tavasso, Rte. 1, Box 489, Greenville, N.C. 27834**

*Primary Examiner*—Wallace R. Burke  
*Assistant Examiner*—Lisa Lichtenstein  
*Attorney, Agent, or Firm*—Terry M. Gernstein

[\*\*] Term: **14 Years**

[21] Appl. No.: **4,191**

[57] **CLAIM**

[22] Filed: **Jan. 29, 1993**

The ornamental design for a scented air filter, as shown and described.

[52] U.S. Cl. .... **D23/365**

[58] Field of Search ..... **55/279; D5/59; D23/365; D25/147**


**DESCRIPTION**

[56] **References Cited**

**U.S. PATENT DOCUMENTS**

D. 258,859	4/1981	Gerow	.....	D7/396.1
3,082,481	3/1963	Hinde	.....	264/198
3,293,834	12/1966	Donachiue	.....	55/501
4,037,353	7/1977	Hennart	.....	43/129
4,118,226	10/1978	Bourassa	.....	55/279
4,268,282	5/1981	MacKenzie	.....	55/101

FIG. 1 is a front, top and side perspective view of the scented air filter showing my new design;  
FIG. 2 is a front elevational view thereof, the rear being a mirror image of the front shown in FIG. 2;  
FIG. 3 is a side elevational view thereof, the side opposite being a mirror image of the side shown in FIG. 3; and,  
FIG. 4 is a top plan view thereof, the bottom being a mirror image of the top.






FIG. 1

FIG. 2




FIG. 3



FIG. 4