



US00D344314S

# United States Patent [19]

[11] Patent Number: **Des. 344,314**

**Malkoun**

[45] Date of Patent: **\*\* Feb. 15, 1994**

[54] **TABLE TENNIS PADDLE**

4,130,277 12/1978 Marks ..... 273/67 R  
4,379,554 4/1983 Schuyler et al. .... 273/67 R

[76] Inventor: **Jean-Pierre Malkoun, R.R. 1 - Box 400, Honesdale, Pa. 18431**

*Primary Examiner*—Terry A. Wallace  
*Attorney, Agent, or Firm*—S. Michael Bender

[\*\*] Term: **14 Years**

[57] **CLAIM**

[21] Appl. No.: **203**

The ornamental design for a table tennis paddle, as shown and described.

[22] Filed: **Oct. 7, 1992**

[52] U.S. Cl. .... **D21/213**

**DESCRIPTION**

[58] Field of Search ..... 273/67 R, 76; D21/212, D21/213

FIG. 1 is a front elevational view of the table tennis paddle showing my new design;  
FIG. 2 is a rear elevational view thereof;  
FIG. 3 is a left side elevational view thereof;  
FIG. 4 is a right side elevational view thereof;  
FIG. 5 is a top plan view thereof;  
FIG. 6 is a bottom plan view thereof; and,  
FIG. 7 is an isometric view thereof.

[56] **References Cited**

**U.S. PATENT DOCUMENTS**

- D. 192,740 5/1962 Ziabicki ..... D21/213
- D. 249,733 9/1978 Zabaldo ..... D21/213
- D. 307,930 5/1990 Sokol et al. .... D21/213

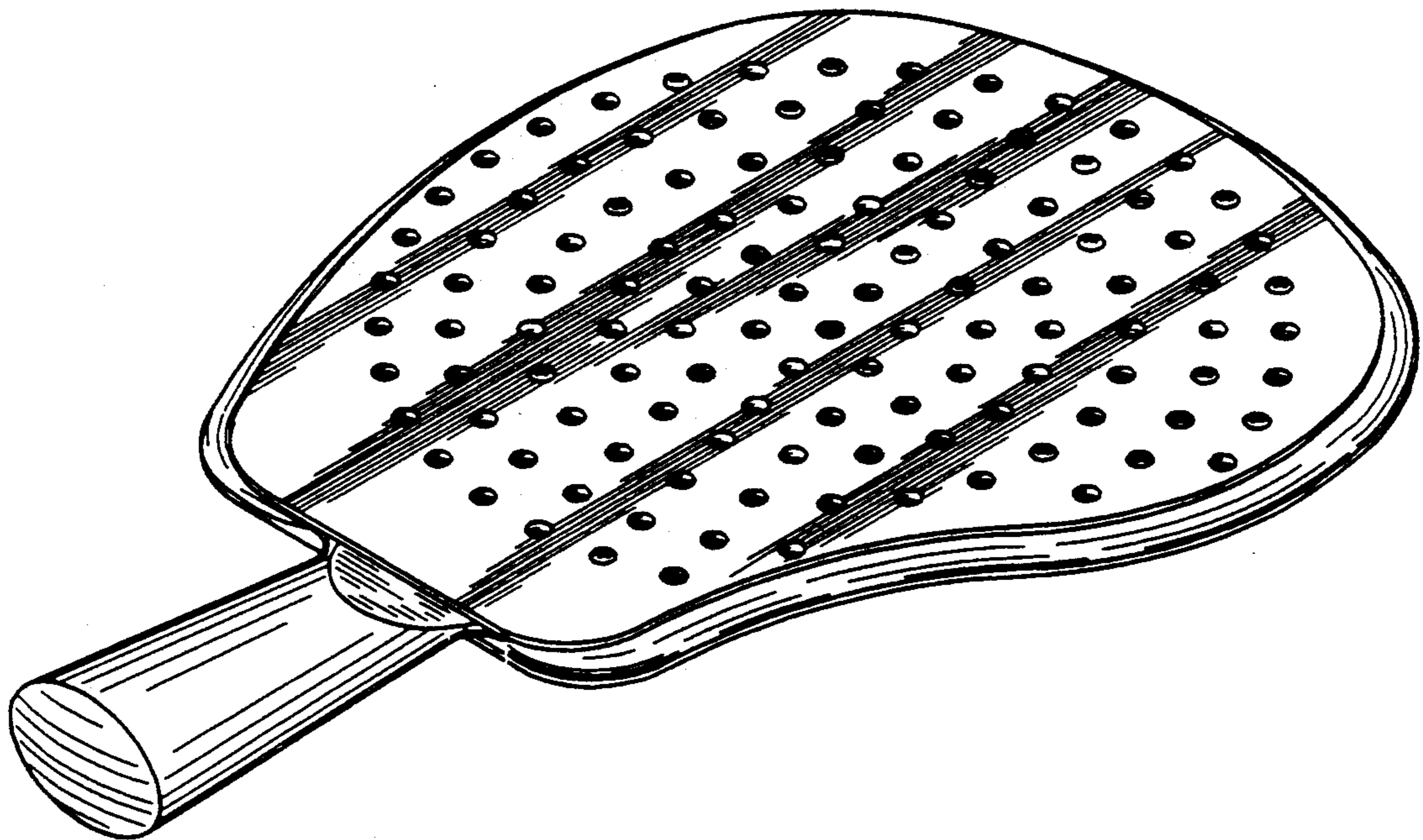


FIG. 1

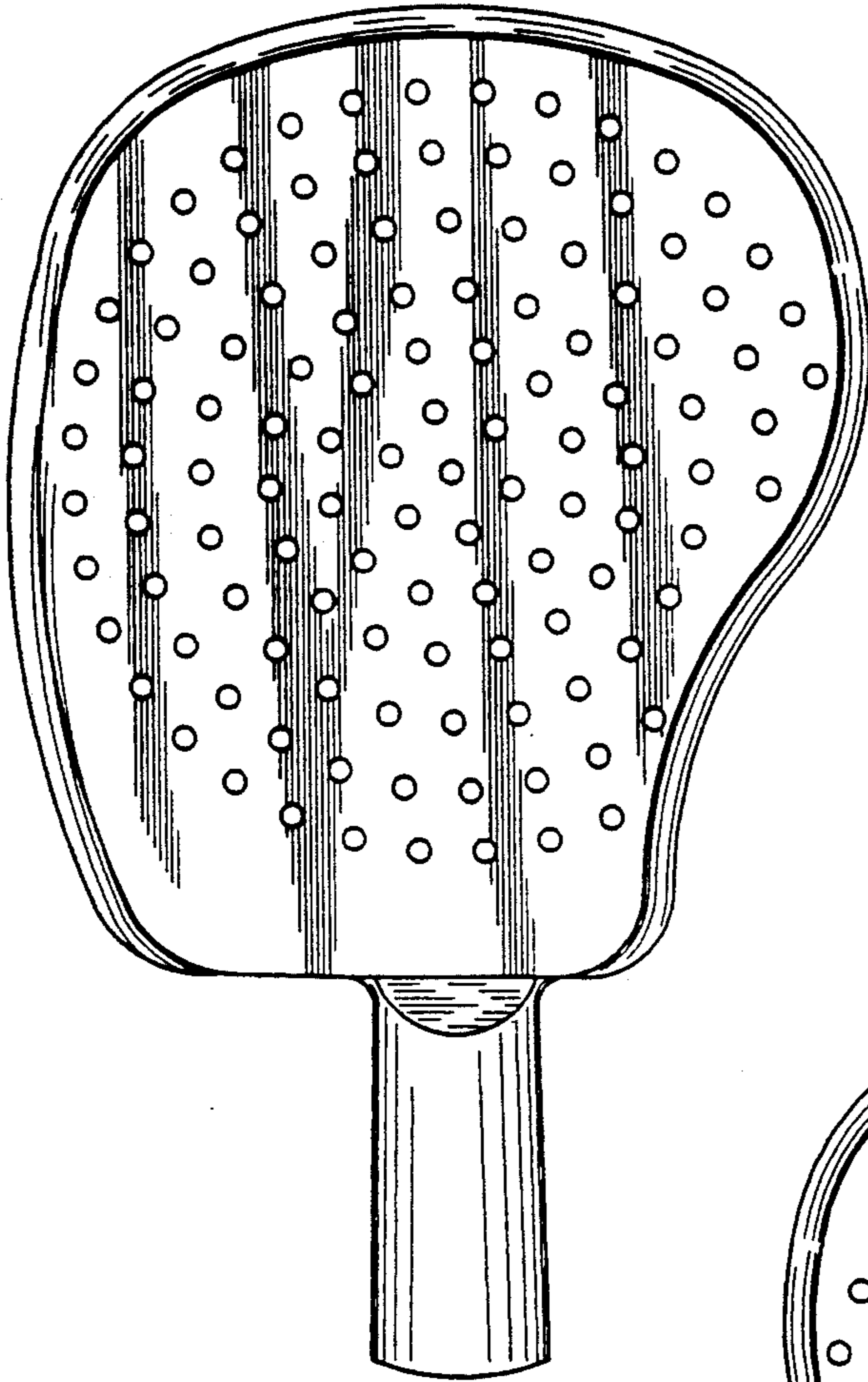


FIG. 2

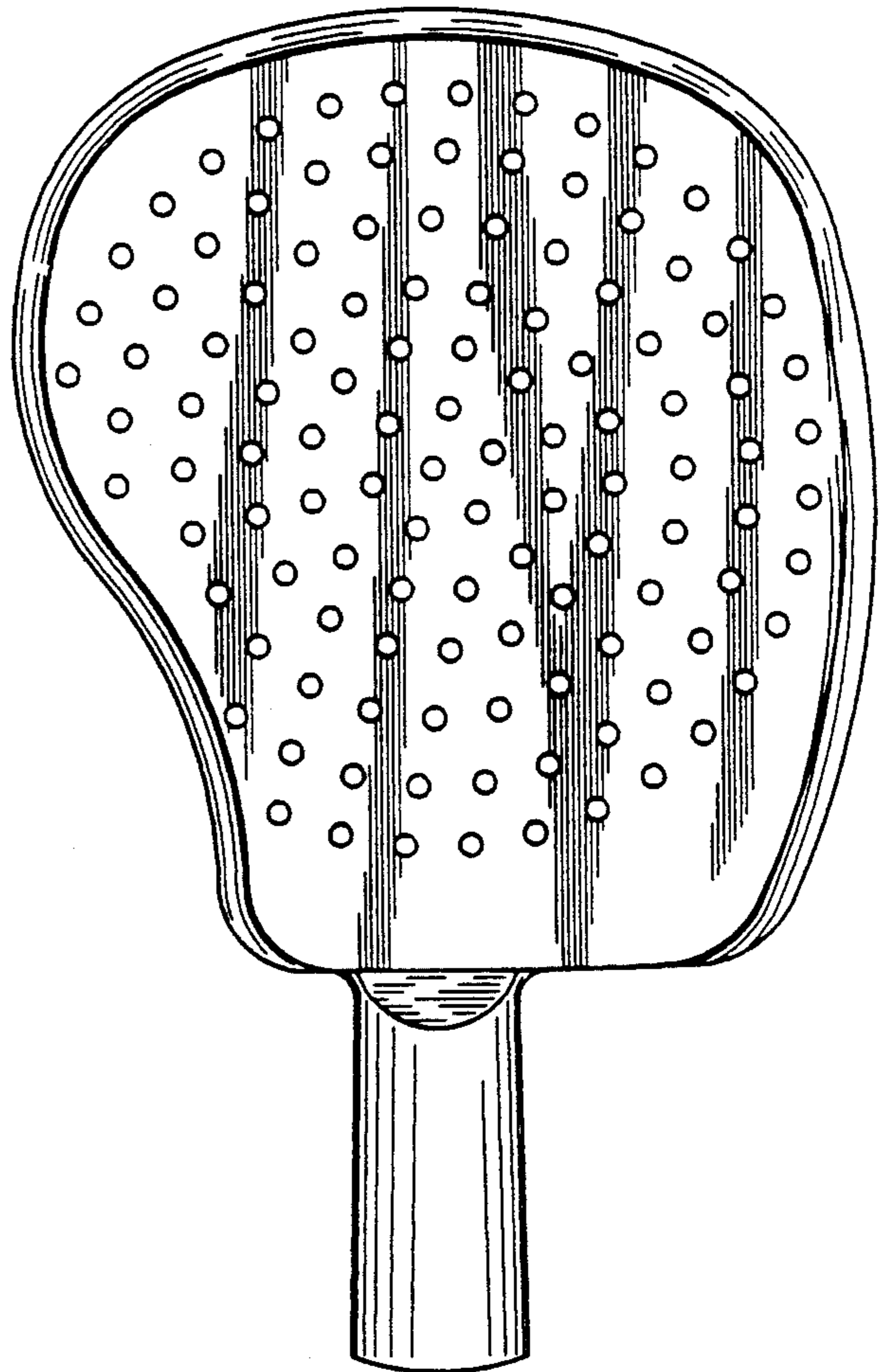


FIG. 3

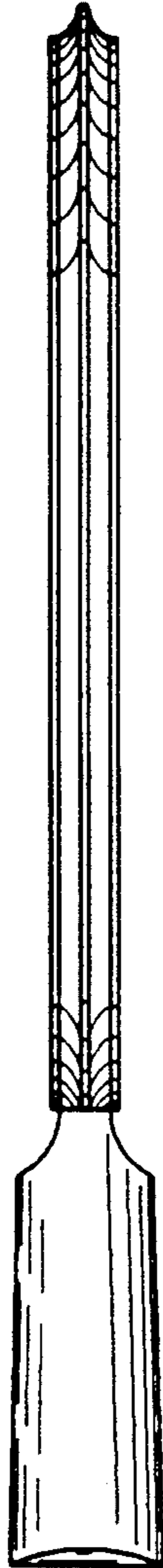


FIG. 4




FIG. 5



FIG. 6

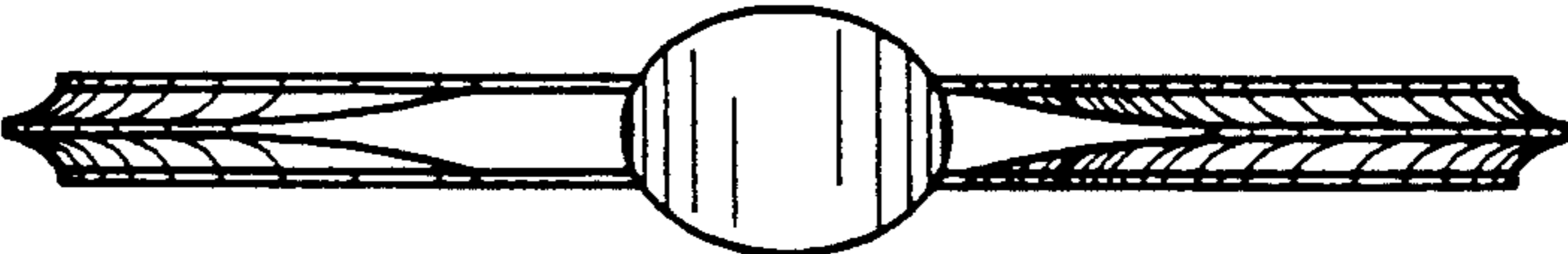


FIG. 7

